



US00D754064S

(12) **United States Design Patent**
Mackler et al.

(10) **Patent No.:** **US D754,064 S**
(45) **Date of Patent:** **** Apr. 19, 2016**

(54) **SOLAR POWER GENERATION ASSEMBLY**

4,453,327 A 6/1984 Clarke
4,484,104 A 11/1984 O'Brien
4,611,090 A 9/1986 Catella et al.

(71) Applicants: **Laurence Mackler**, Larchmont, NY (US); **Brian Cuff**, Irvington, NY (US); **Hikaru Iwasaka**, New York, NY (US)

(Continued)

(72) Inventors: **Laurence Mackler**, Larchmont, NY (US); **Brian Cuff**, Irvington, NY (US); **Hikaru Iwasaka**, New York, NY (US)

FOREIGN PATENT DOCUMENTS

CH 677415 5/1991
WO 97-36132 10/1997

(73) Assignee: **SunPower Corporation**, San Jose, CA (US)

OTHER PUBLICATIONS

International Preliminary Report on Patentability, International Application No. PCT/US2009/049625, dated Jan. 5, 2011.

(**) Term: **14 Years**

(Continued)

(21) Appl. No.: **29/462,498**

Primary Examiner — Derrick Holland

(22) Filed: **Aug. 5, 2013**

(74) *Attorney, Agent, or Firm* — Byrne Poh LLP

(51) **LOC (10) Cl.** **13-02**

(52) **U.S. Cl.**
USPC **D13/102**

(58) **Field of Classification Search**
USPC D13/102, 101, 118, 119, 184, 199;
52/173.3; 126/569, 600, 669, 704;
136/243–265; 359/850, 851, 852;
385/144, 900

CPC H01L 31/04; H01L 31/18; H01L 31/026;
H01L 31/042; H01L 31/048; H01L 31/052;
H01L 31/0216; E04H 12/20; F24J 2/38;
F24J 2/52

See application file for complete search history.

(57) **CLAIM**

We claim the ornamental design for a solar power generation assembly, as shown and described.

DESCRIPTION

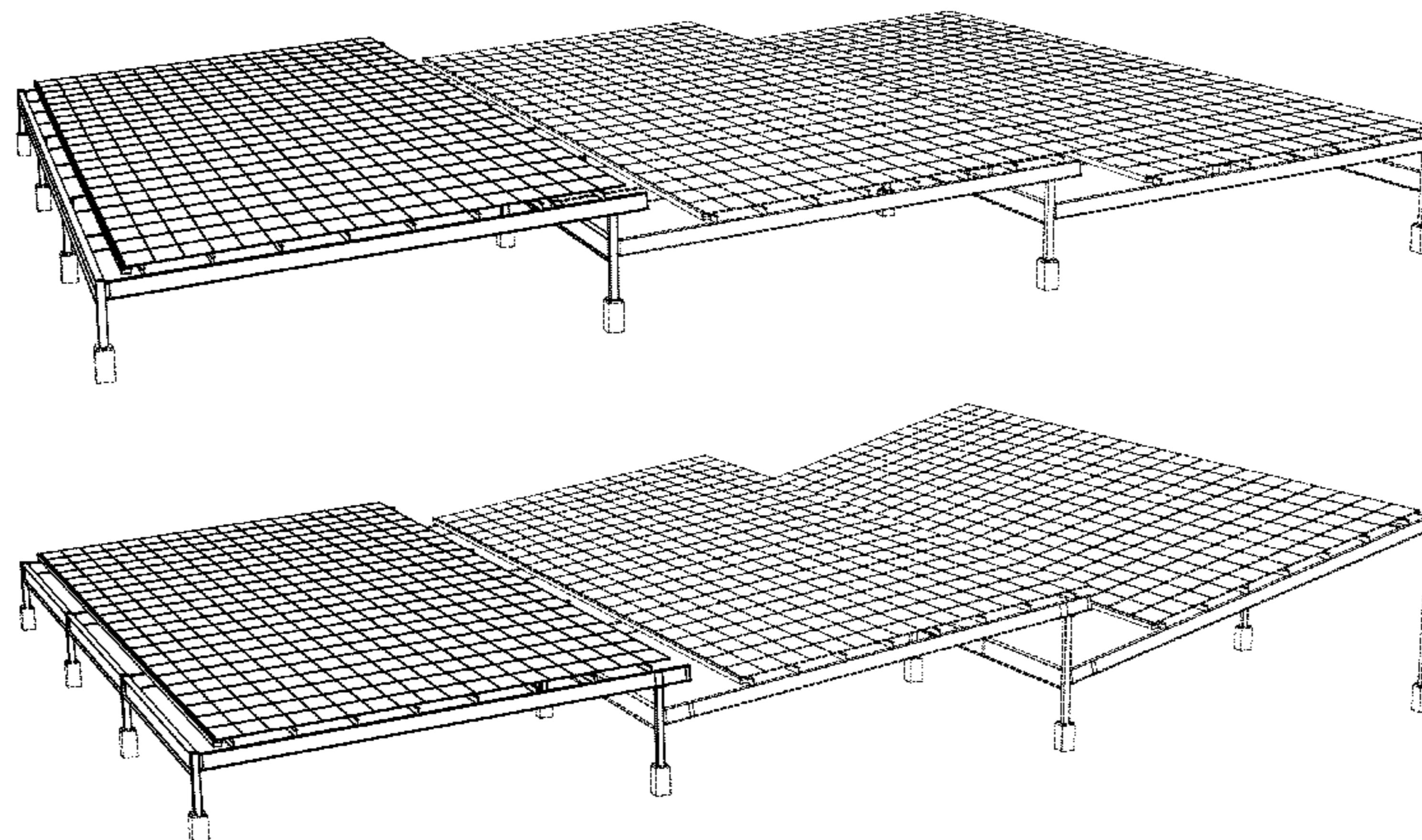
FIG. 1 is a left side perspective view of a solar power generation assembly in accordance with an embodiment showing our new design in environmental use; FIG. 2 is a top and left perspective view of the solar power generation assembly in FIG. 1; FIG. 3 is a right side perspective view thereof; FIG. 4 is a left side elevational view thereof; FIG. 5 is a front elevational view thereof; FIG. 6 is a left side perspective view of a solar power generation assembly in accordance with an alternate embodiment showing our new design in environmental use; FIG. 7 is a top and left perspective view of the solar power generation assembly in FIG. 6; FIG. 8 is a right side perspective view thereof; FIG. 9 is a left side elevational view thereof; and, FIG. 10 is a front elevational view thereof. The broken lines in the figures show portions of the solar power generation assembly which form no part of the claimed design.

(56) **References Cited**

U.S. PATENT DOCUMENTS

4,132,074 A 1/1979 Wendel
4,149,523 A 4/1979 Boy-Marcotte et al.
4,215,501 A 8/1980 Meijer
4,245,895 A 1/1981 Wildenrotter
4,281,369 A 7/1981 Batte
4,316,448 A * 2/1982 Dodge 126/600
4,319,310 A 3/1982 Kingsley
4,384,317 A 5/1983 Stackpole
4,429,178 A 1/1984 Prideaux et al.
4,432,341 A 2/1984 Howe et al.

1 Claim, 10 Drawing Sheets



(56)

References Cited

U.S. PATENT DOCUMENTS

4,636,577 A 1/1987 Peterpaul
 4,649,899 A 3/1987 Moore
 4,668,120 A 5/1987 Roberts
 4,742,291 A 5/1988 Bobier et al.
 4,827,645 A 5/1989 Stamps, Jr.
 4,832,001 A 5/1989 Baer
 4,835,918 A 6/1989 Dippel
 4,841,278 A 6/1989 Tezuka et al.
 4,867,133 A 9/1989 Sadler
 4,966,631 A 10/1990 Matlin et al.
 4,989,124 A 1/1991 Shappell
 5,131,955 A * 7/1992 Stern et al. 136/245
 5,228,924 A * 7/1993 Barker et al.
 D353,129 S 12/1994 Ricaud et al.
 5,542,409 A * 8/1996 Sampayo 126/606
 5,612,741 A 3/1997 Loban et al.
 5,807,440 A 9/1998 Kubota et al.
 D408,554 S 4/1999 Dinwoodie
 5,900,850 A 5/1999 Bailey et al.
 6,046,401 A 4/2000 McCabe
 6,049,035 A 4/2000 Tsuru et al.
 6,052,931 A 4/2000 Werner
 D425,013 S 5/2000 Lai
 6,111,189 A 8/2000 Garvison
 6,260,319 B1 7/2001 Colomban
 6,263,601 B1 7/2001 Emert
 D452,328 S 12/2001 O'Brien
 D456,085 S 4/2002 O'Brien
 6,396,239 B1 5/2002 Benn et al.
 6,455,767 B1 9/2002 Muller
 6,495,750 B1 12/2002 Dinwoodie
 6,518,493 B1 2/2003 Murakami et al.
 6,572,173 B2 6/2003 Muller
 6,631,591 B1 10/2003 Durham
 6,672,018 B2 * 1/2004 Shingleton 52/173.3
 6,722,357 B2 * 4/2004 Shingleton 126/600
 6,784,357 B1 8/2004 Wang
 D505,113 S 5/2005 Lam
 6,930,237 B2 8/2005 Mattiuzzo

D511,576 S 11/2005 Shingleton et al.
 D535,584 S 1/2007 Garrett
 7,227,078 B2 6/2007 Jongerden et al.
 7,237,360 B2 7/2007 Moncho et al.
 D564,443 S 3/2008 Moore
 D565,505 S 4/2008 Shugar et al.
 D571,716 S 6/2008 Anderson
 D584,223 S 1/2009 Cooper
 7,501,713 B2 3/2009 Fein et al.
 7,509,762 B2 3/2009 Ajumobi
 D611,404 S 3/2010 Mackler
 D611,405 S 3/2010 Mackler
 D631,004 S * 1/2011 Johnson D13/102
 8,104,203 B2 1/2012 Mackler
 D657,735 S 4/2012 Mackler
 D657,736 S 4/2012 Mackler
 D657,737 S 4/2012 Mackler
 D668,215 S * 10/2012 Lerner et al. D13/102
 2004/0065025 A1 4/2004 Durham
 2005/0035244 A1 2/2005 Conger
 2005/0045224 A1 3/2005 Lyden
 2005/0109384 A1 5/2005 Shingleton et al.
 2005/0241246 A1 11/2005 Sinha et al.
 2006/0011194 A1 1/2006 Hensley et al.
 2006/0090858 A1 5/2006 Heidenreich
 2006/0101683 A1 5/2006 Baker
 2006/0207192 A1 9/2006 Durham
 2006/0225776 A1 10/2006 Nemazi et al.
 2007/0212935 A1 9/2007 Lenox
 2008/0216418 A1 9/2008 Durham
 2008/0308091 A1 12/2008 Corio
 2009/0050194 A1 2/2009 Noble et al.

OTHER PUBLICATIONS

International Search Report, International Application No. PCT/US2009/049625, dated Oct. 26, 2009.
 International Preliminary Report on Patentability, International Application No. PCT/US2009/049595, dated Jan. 5, 2011.
 International Search Report, International Application No. PCT/US2009/049595, dated Aug. 27, 2009.

* cited by examiner

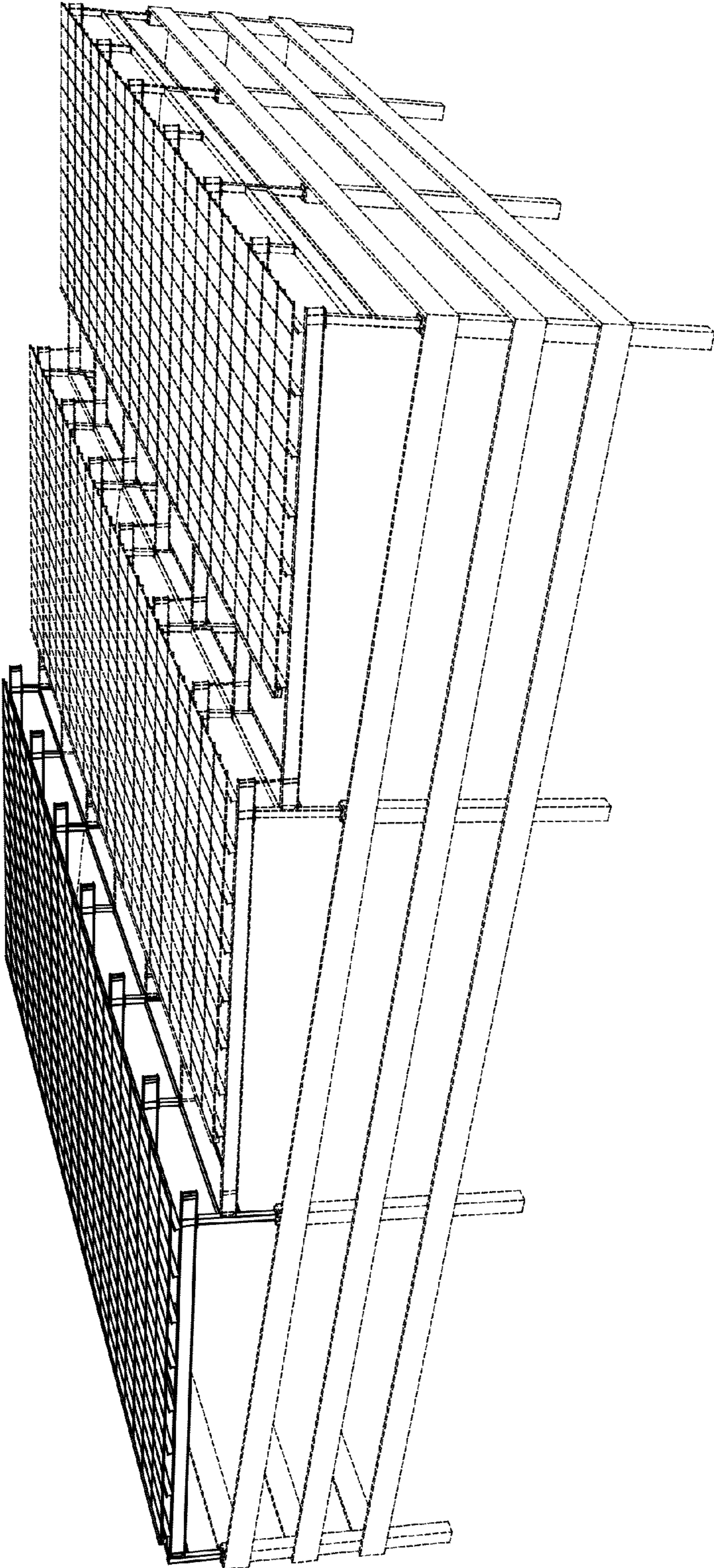


Figure 1

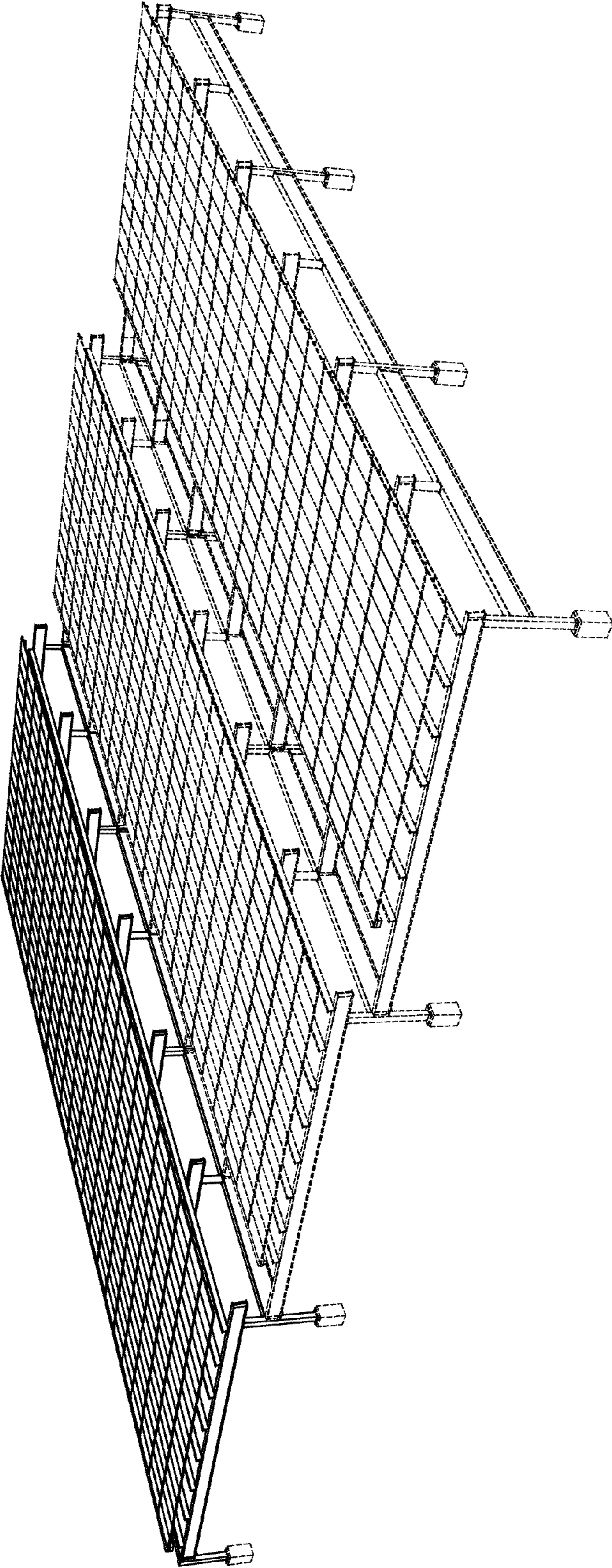


Figure 2

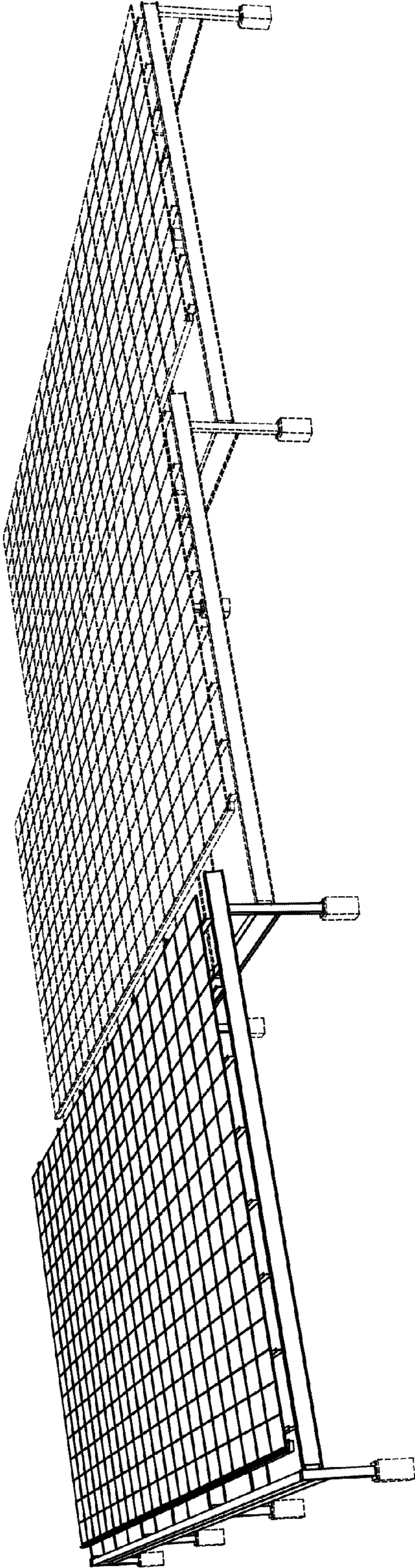


Figure 3

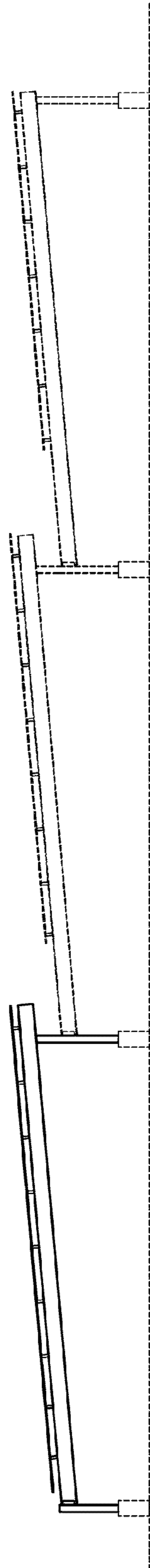


Figure 4

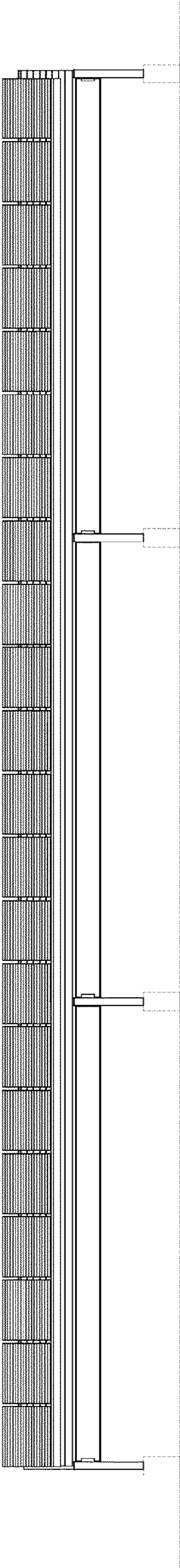


Figure 5

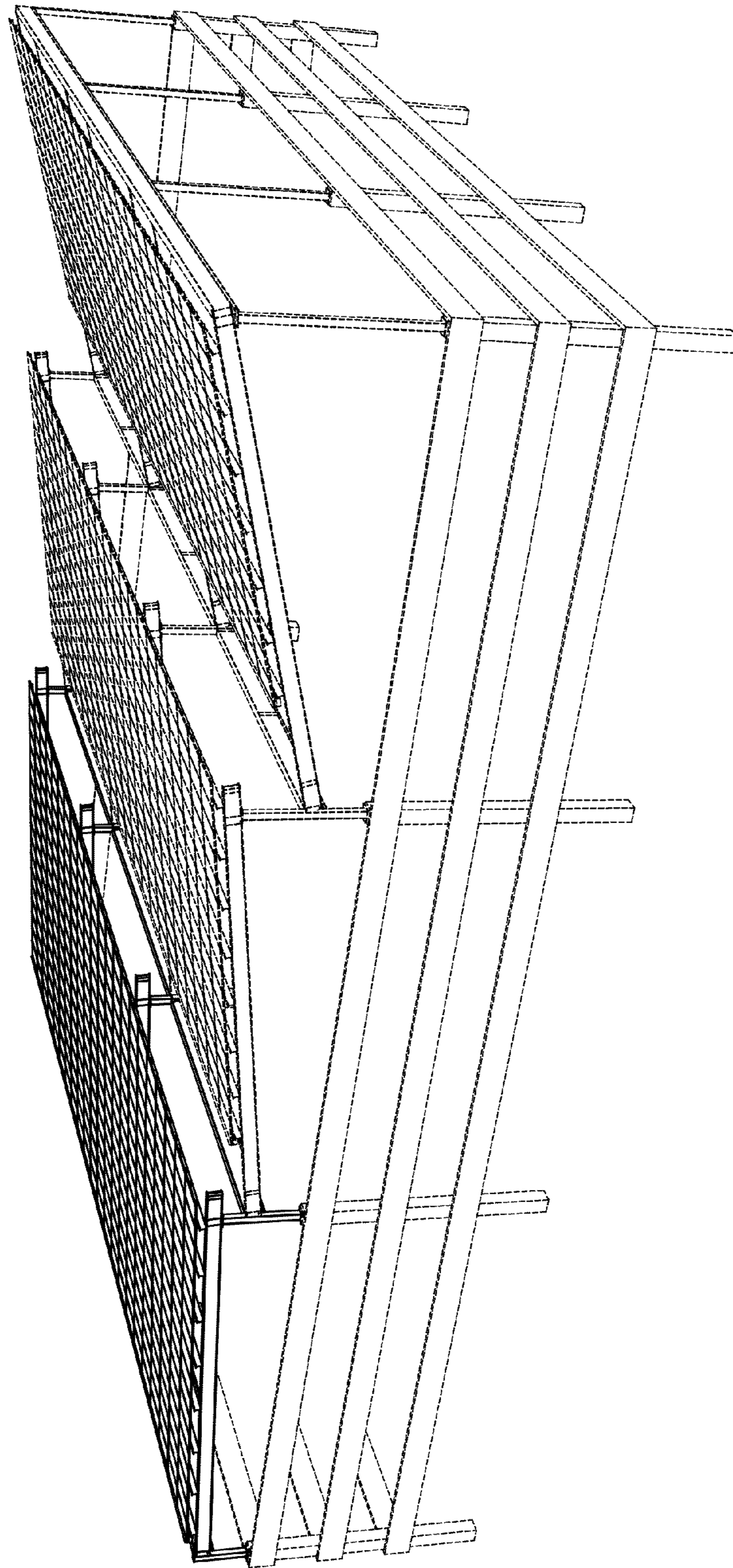


Figure 6

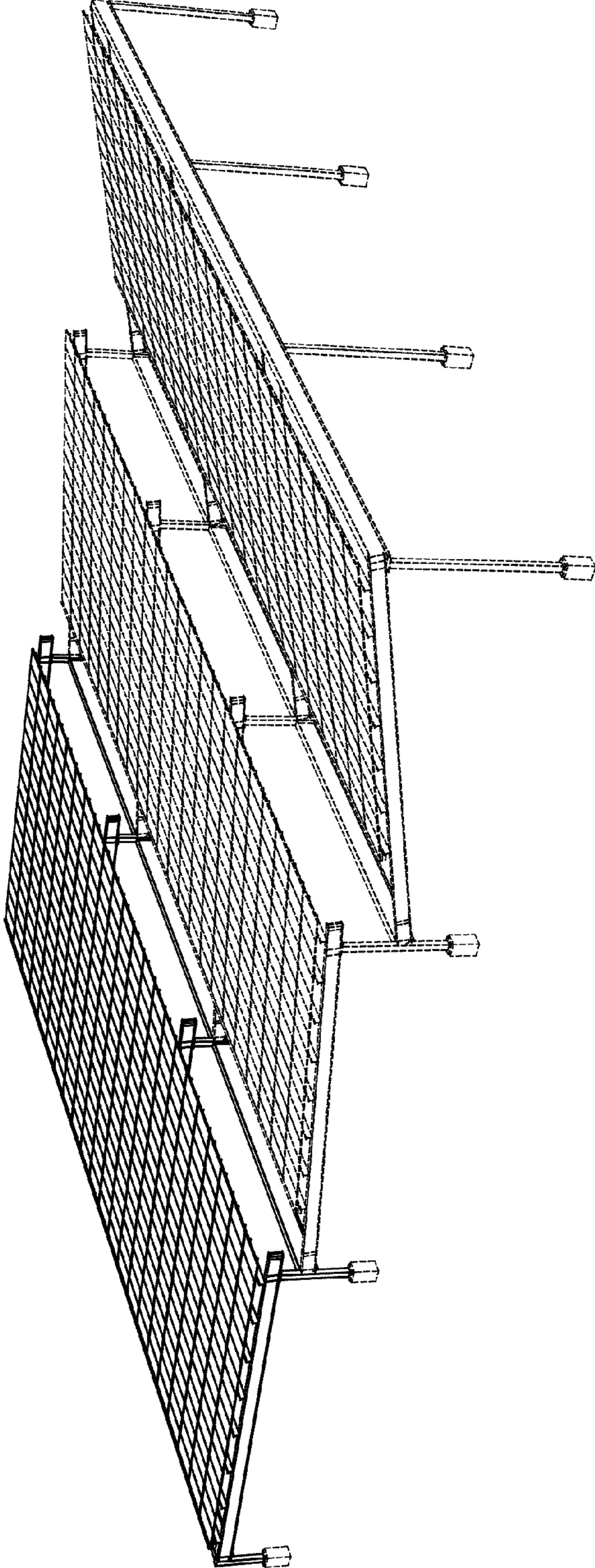


Figure 7

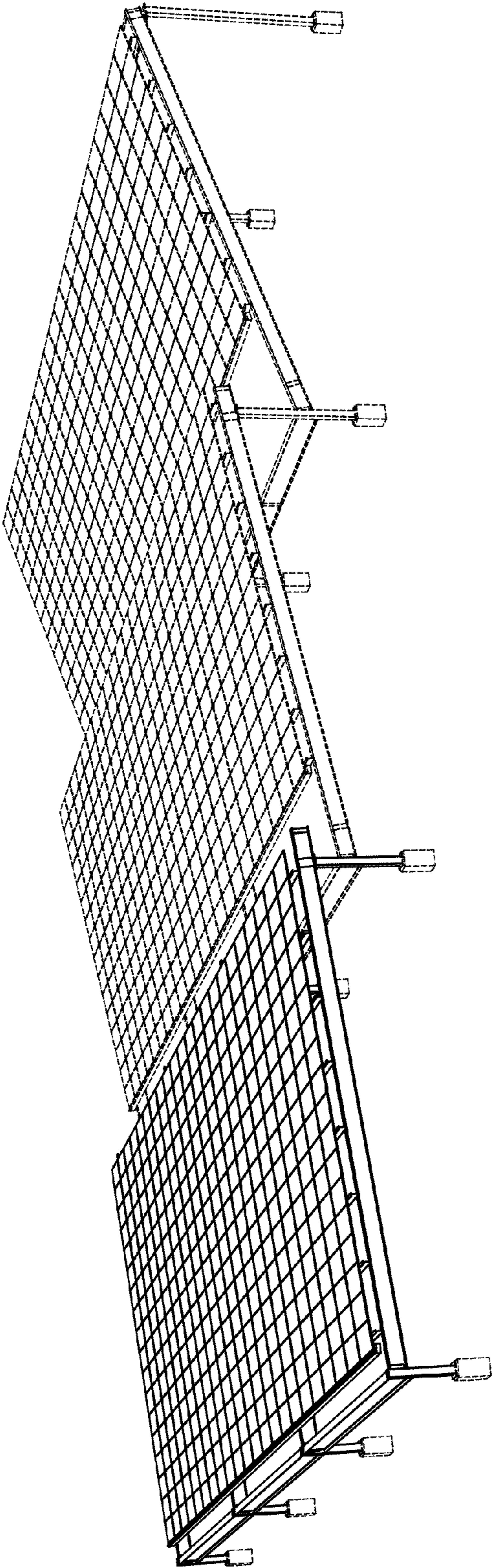


Figure 8

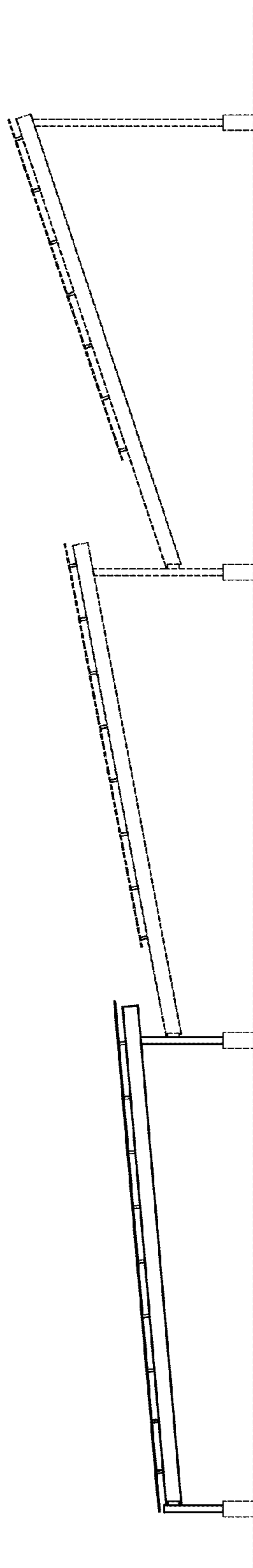


Figure 9

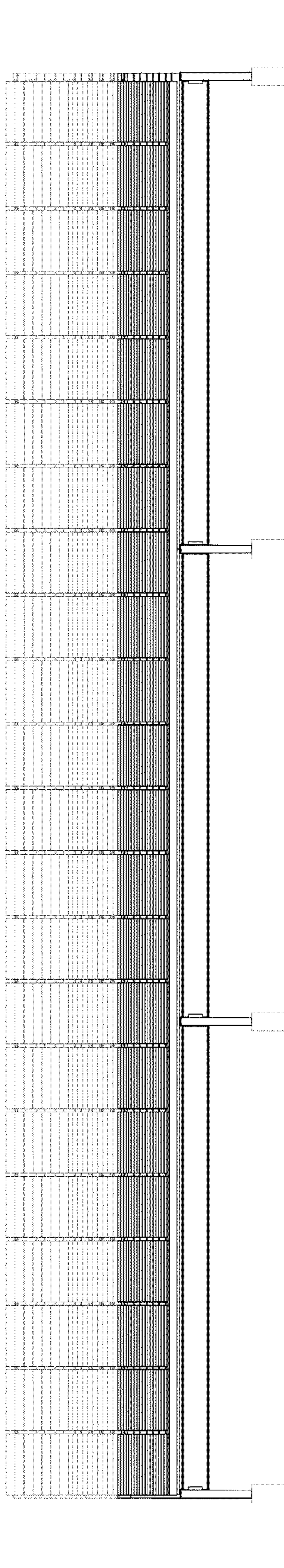


Figure 10