



US00D754061S

(12) **United States Design Patent**
Nagamoto

(10) **Patent No.:** **US D754,061 S**
(45) **Date of Patent:** **** Apr. 19, 2016**

(54) **TREAD PORTION OF AN AUTOMOBILE TIRE**

(71) Applicant: **BRIDGESTONE CORPORATION**,
Chuo-ku, Tokyo (JP)

(72) Inventor: **Shoko Nagamoto**, Chuo-ku (JP)

(73) Assignee: **BRIDGESTONE CORPORATION**,
Tokyo (JP)

(**) Term: **14 Years**

(21) Appl. No.: **29/501,466**

(22) Filed: **Sep. 4, 2014**

(30) **Foreign Application Priority Data**

Mar. 5, 2014 (JP) 2014-004697

(51) **LOC (10) Cl.** **12-15**

(52) **U.S. Cl.**
USPC **D12/584**

(58) **Field of Classification Search**

USPC D12/568-603
CPC B60C 11/0306; B60C 11/04; B60C 11/12;
B60C 11/13; B60C 11/11; B60C 11/005;
B60C 11/1307; B60C 1/0016; B60C
2011/1213

See application file for complete search history.

(56) **References Cited**

U.S. PATENT DOCUMENTS

D536,663 S * 2/2007 Heinen D12/603
D603,788 S 11/2009 Lundgren
D613,236 S * 4/2010 Guspodin D12/582
D706,708 S * 6/2014 Fontaine D12/583
D731,405 S * 6/2015 Fujita D12/584

FOREIGN PATENT DOCUMENTS

JP 1371230 S 10/2009
JP 1385242 S 4/2010
JP 1429101 S 7/2013
JP 1429799 S 7/2013

OTHER PUBLICATIONS

Japanese Office Action, dated Nov. 11, 2014, issued in corresponding Japanese Design Application No. 2014-004697.

Japanese Office Action, dated Aug. 18, 2014, issued in corresponding Japanese Patent Application No. 2014-004697.

* cited by examiner

Primary Examiner — George D Kirschbaum

Assistant Examiner — Jennifer Watkins

(74) *Attorney, Agent, or Firm* — Sughrue Mion, PLLC

(57) **CLAIM**

The ornamental design for a tread portion of an automobile tire, as shown and described.

DESCRIPTION

FIG. 1 is a perspective view of a tread portion of an automobile tire showing my design;

FIG. 2 is a front view thereof;

FIG. 3 is a top view thereof;

FIG. 4 is a right side view thereof;

FIG. 5 is a fragmentary enlarged front view showing the details of the tread portion thereof; and,

FIG. 6 is a section view taken along line 6-6 in FIG. 5.

In the drawings, the broken lines defining the sidewall, inner bead and the peripheral boundary between the claimed tire tread and the unclaimed sidewall depict environmental subject matter that forms no part of the claimed design.

1 Claim, 6 Drawing Sheets

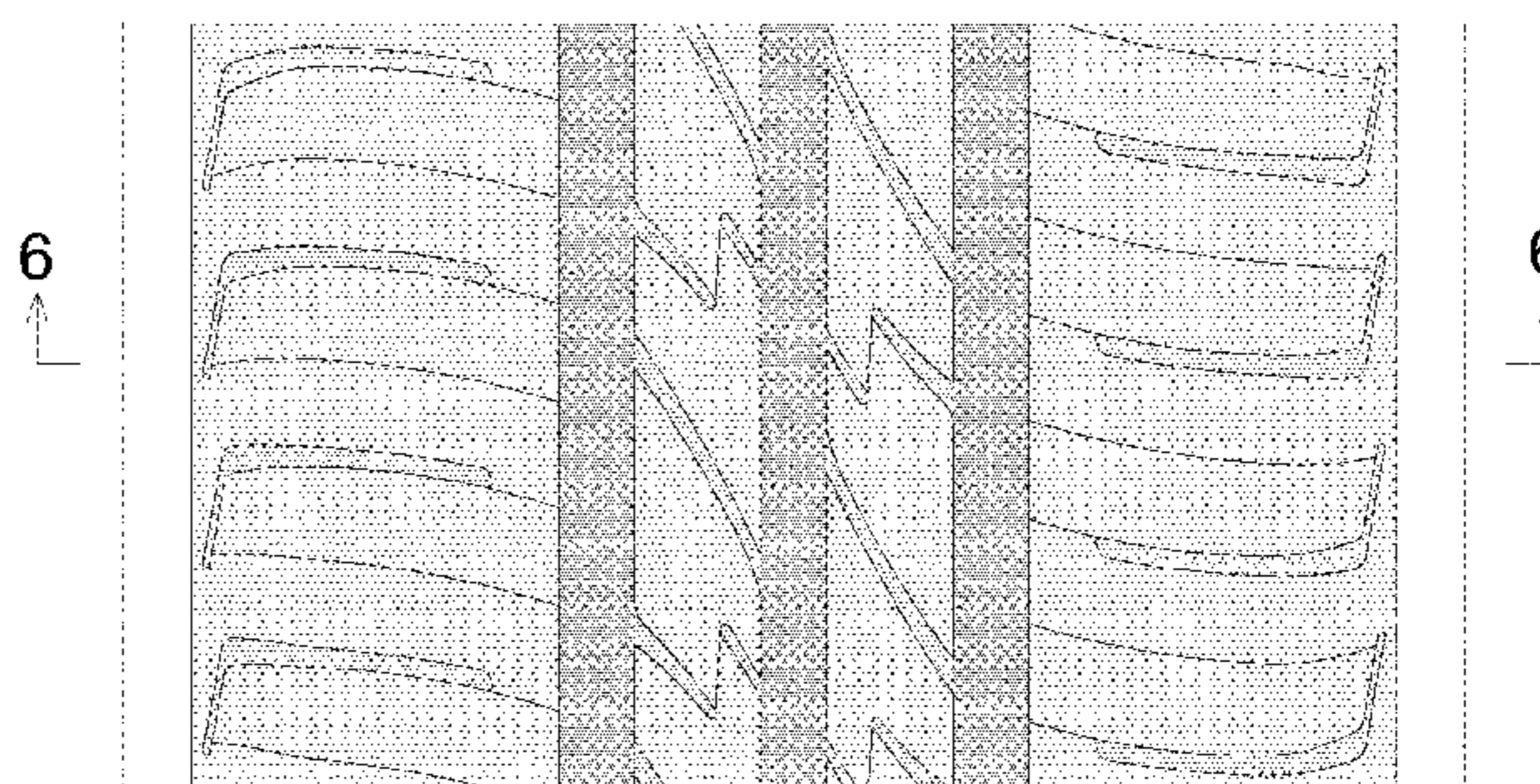
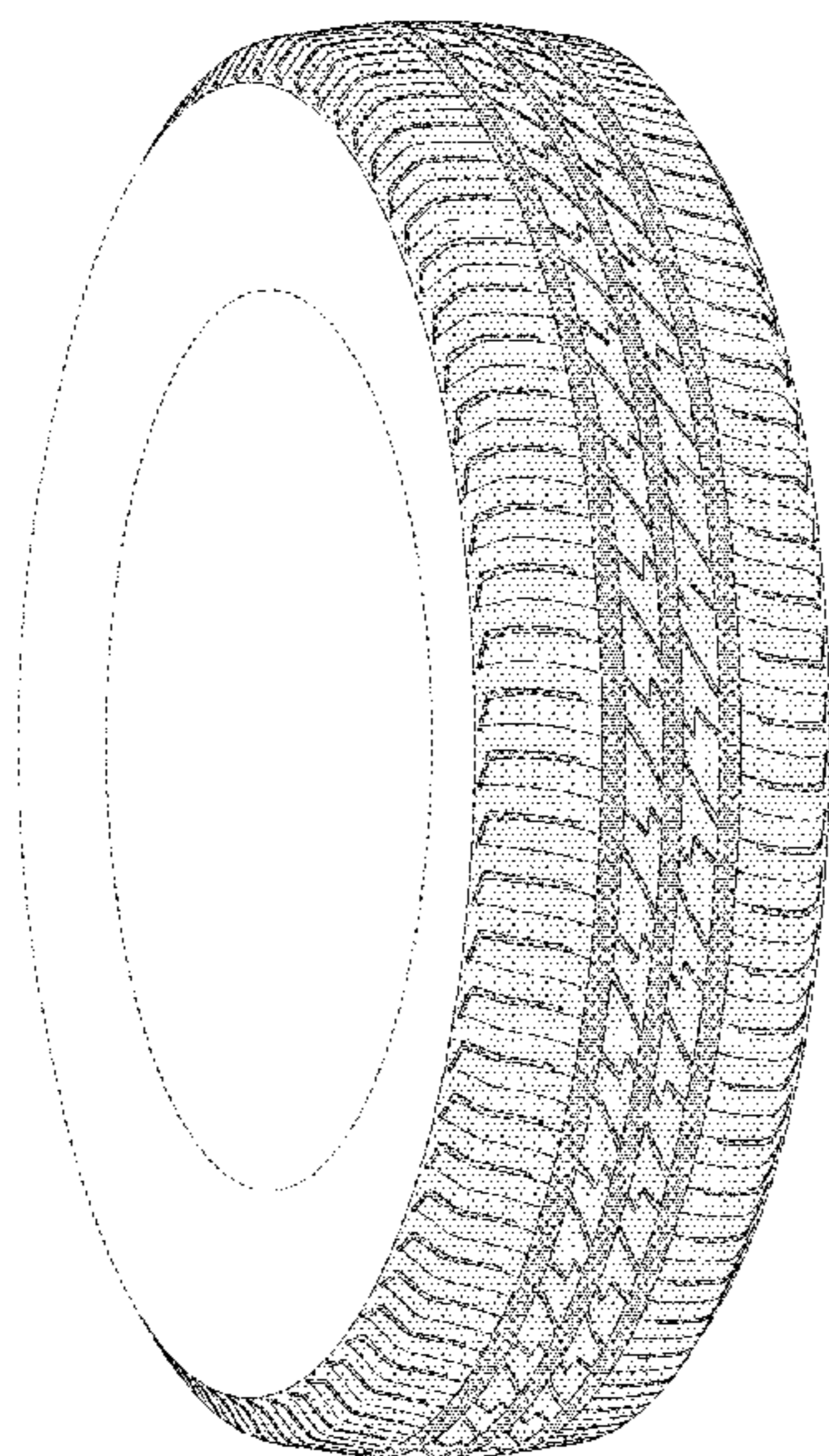


FIG. 1

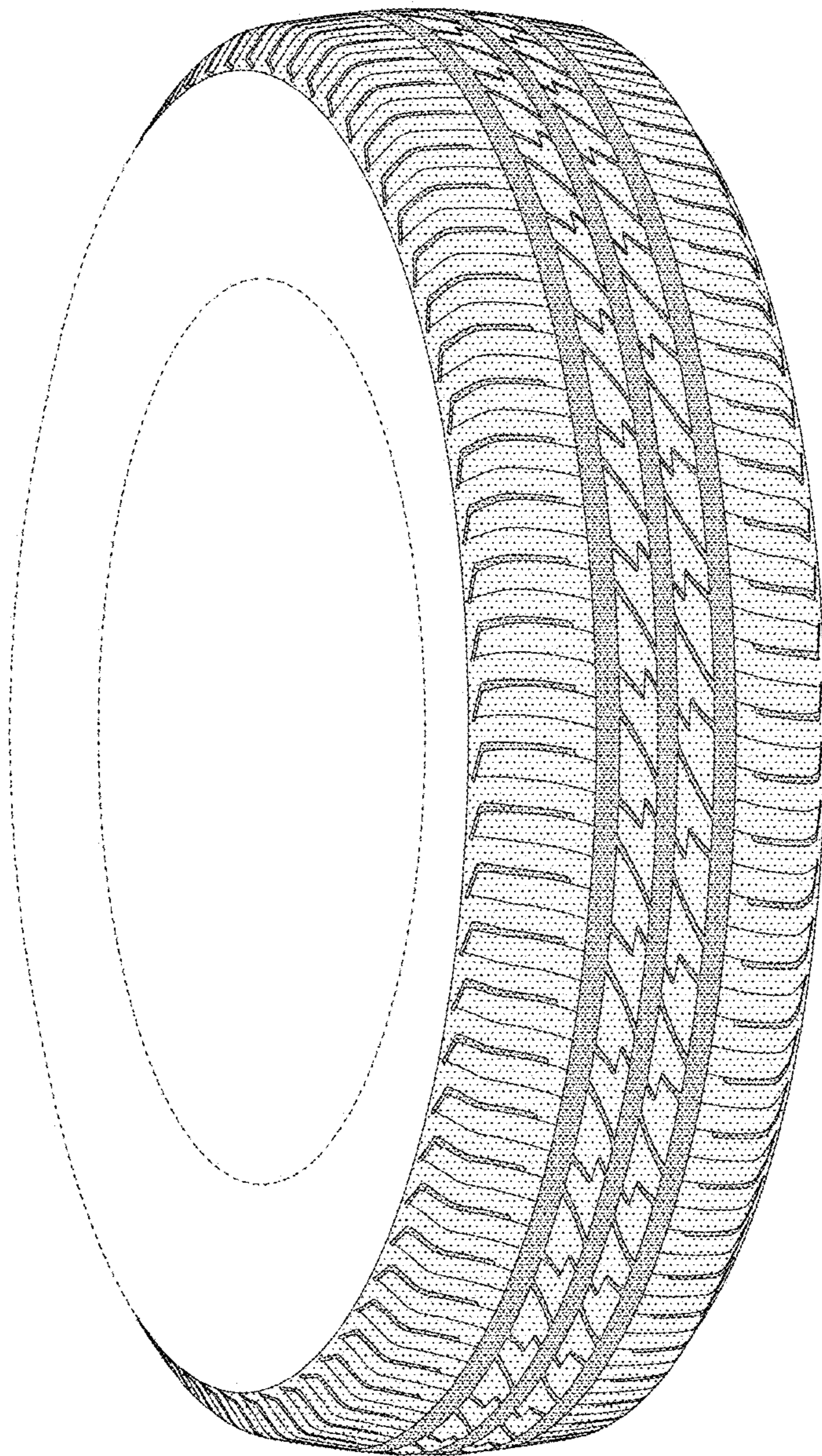


FIG. 2

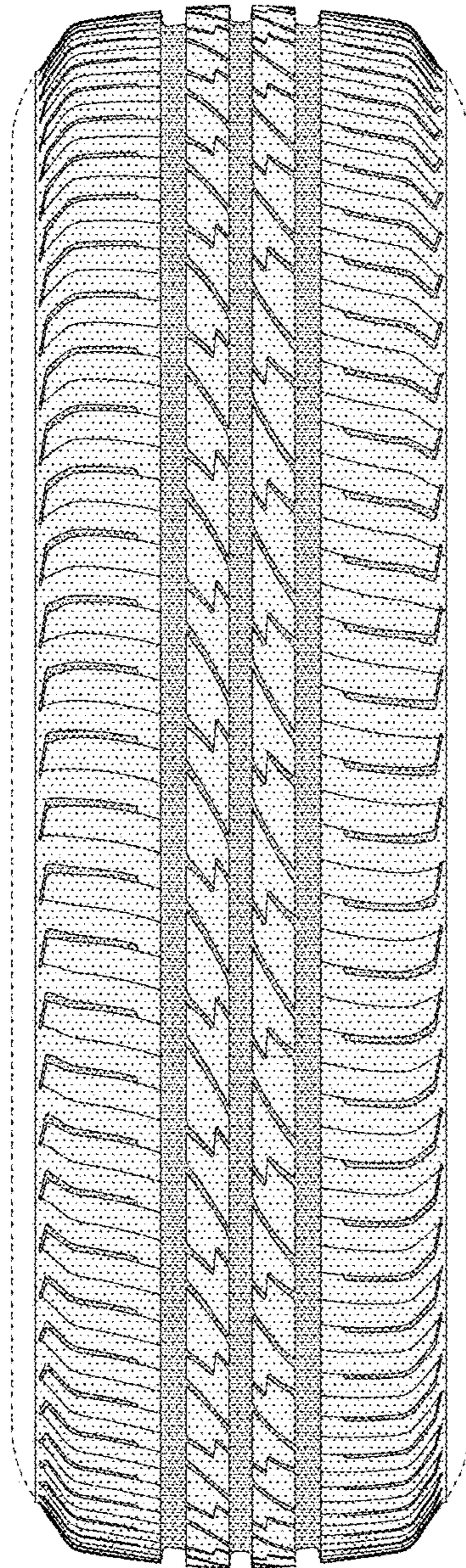


FIG. 3

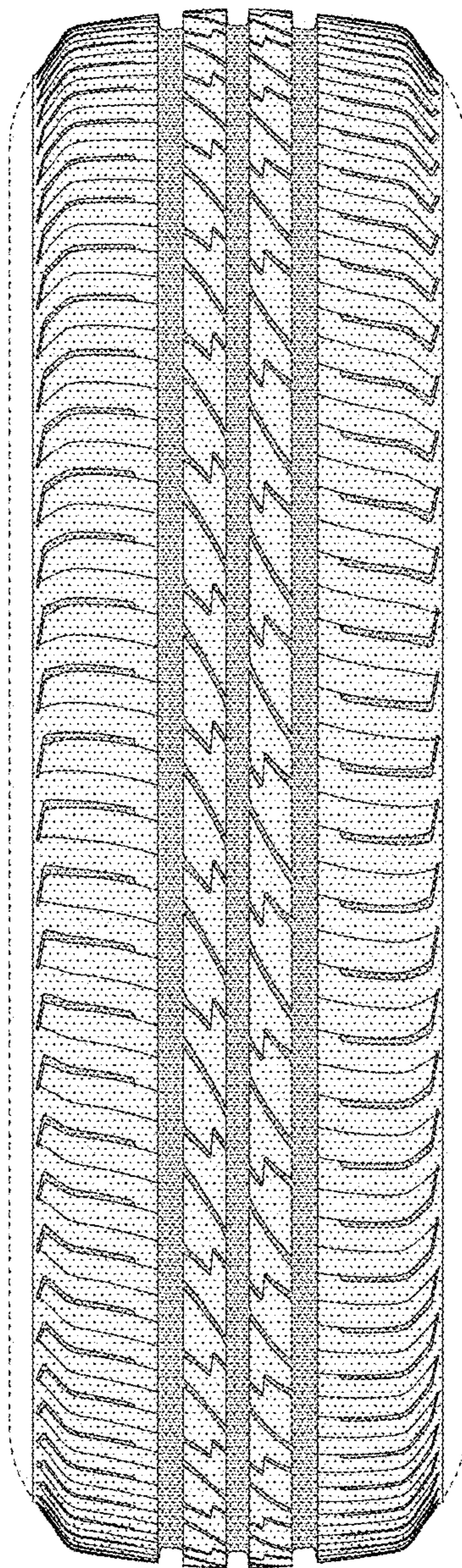


FIG. 4

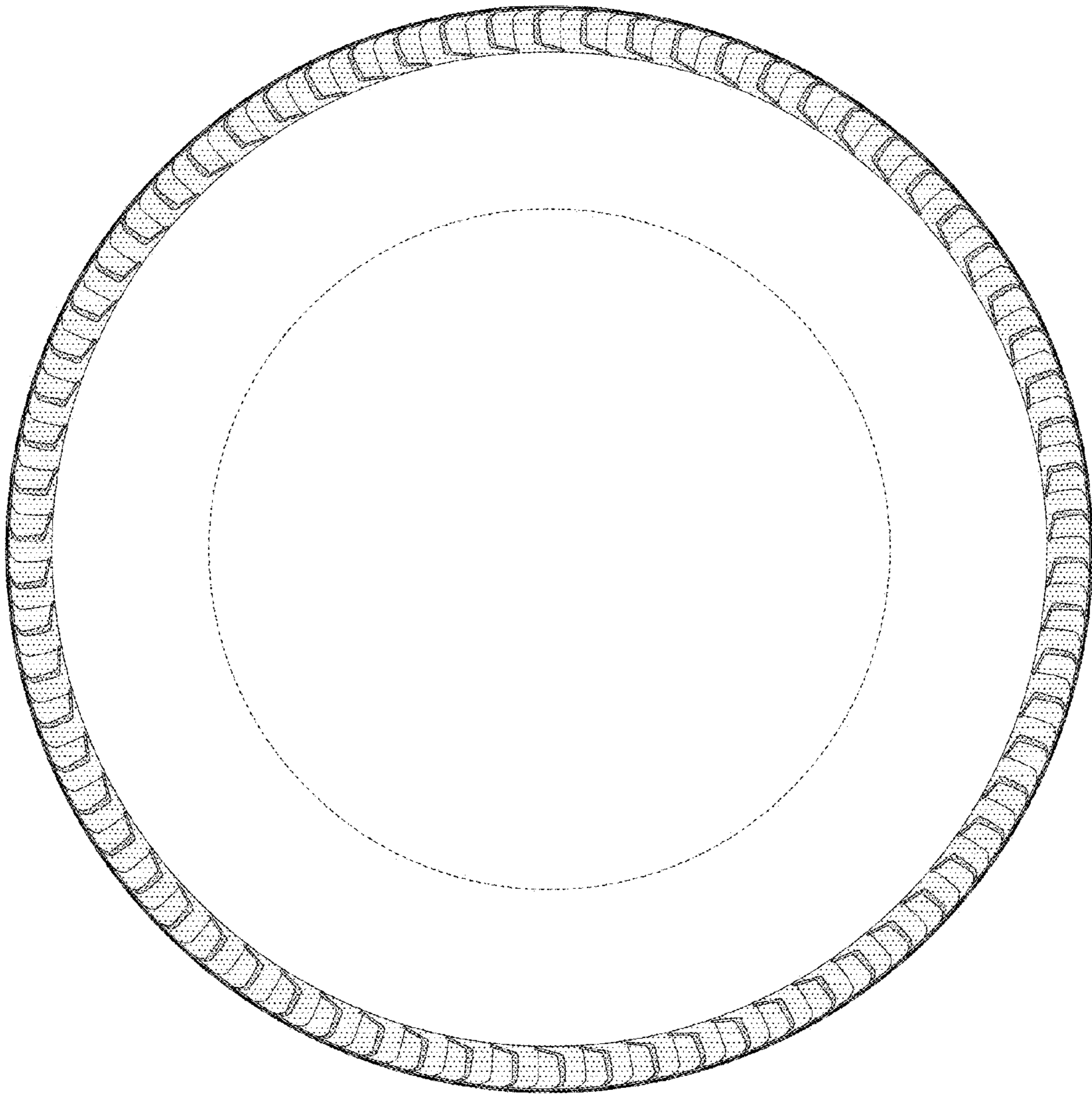


FIG. 5




FIG. 6

