



US00D754059S

(12) **United States Design Patent**  
**Kristen**

(10) **Patent No.:** **US D754,059 S**

(45) **Date of Patent:** **\*\* Apr. 19, 2016**

(54) **TIRE**

B60C 23/12; B60C 1/00; B60C 2200/10  
See application file for complete search history.

(71) Applicant: **CONTINENTAL REIFEN  
DEUTSCHLAND GMBH**, Hannover  
(DE)

(56) **References Cited**

(72) Inventor: **Florian Kristen**, Hannover (DE)

U.S. PATENT DOCUMENTS

(73) Assignee: **Continental Reifen Deutschland  
GmbH**, Hannover (DE)

D210,925 S *	4/1968	Hawkinson	.....	D12/570
D605,108 S *	12/2009	Brown et al.	.....	D12/588
D615,922 S *	5/2010	Takano	.....	D12/588
D657,302 S *	4/2012	Durand	.....	D12/588
D702,180 S *	4/2014	Le et al.	.....	D12/588

(\*\*) Term: **14 Years**

OTHER PUBLICATIONS

(21) Appl. No.: **29/500,494**

Hankook Tires, Smart Flex ah31, <http://www.hankooktire.com/uk/trucks-bus/hankook-smart-flex-ah31.html>.\*

(22) Filed: **Aug. 26, 2014**

\* cited by examiner

(30) **Foreign Application Priority Data**

Feb. 26, 2014 (EM) ..... 002413088-0001

*Primary Examiner* — Manpreet Matharu

(51) **LOC (10) Cl.** ..... **12-15**

*Assistant Examiner* — Keith Wilson

(52) **U.S. Cl.**

(74) *Attorney, Agent, or Firm* — Laurence A. Greenberg;

USPC ..... **D12/583**

Werner H. Stemer; Ralph E. Locher

(58) **Field of Classification Search**

(57) **CLAIM**

USPC ..... D12/145, 548–551, 560–568, 569–580,  
D12/585–592, 900–901; 152/209.1–209.28

The ornamental design for a tire, as shown and described.


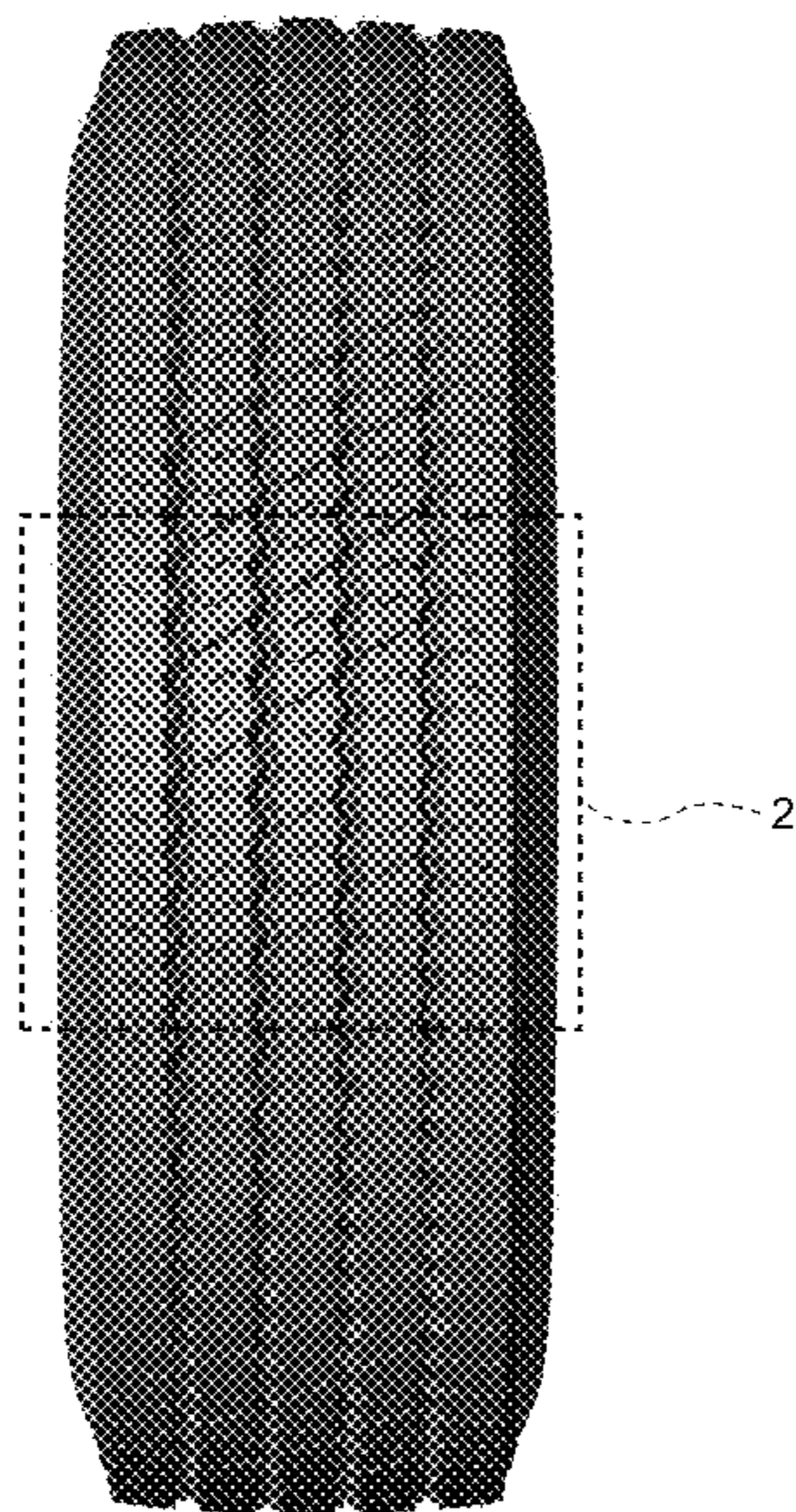
CPC B60C 11/0306; B60C 11/0302; B60C 11/12;  
B60C 11/01; B60C 11/32; B60C 11/42;  
B60C 11/1218; B60C 11/04; B60C 11/125;  
B60C 11/1281; B60C 11/0058; B60C  
11/0075; B60C 11/0309; B60C 11/0311;  
B60C 11/033; B60C 11/0332; B60C 11/047;  
B60C 11/1263; B60C 11/13; B60C 11/1307;  
B60C 11/1315; B60C 11/1323; B60C  
11/0083; B60C 11/11; B60C 2011/0381;  
B60C 2011/0374; B60C 2011/0369; B60C  
2011/0372; B60C 2011/1213; B60C 23/00;  
B60C 23/02; B60C 23/001; B60C 23/003;  
B60C 23/0416; B60C 23/0488; B60C 23/062;

**DESCRIPTION**

FIG. 1 is a front view of the tire showing my new invention;  
FIG. 2 is a partial front view thereof;  
FIG. 3 is a left side view thereof;  
FIG. 4 is a right side view thereof; and,  
FIG. 5 is a perspective view thereof.

The broken lines depict the location and borders of the enlarged fragmentary view of FIG. 2 and form no part of the claim.

**1 Claim, 5 Drawing Sheets**



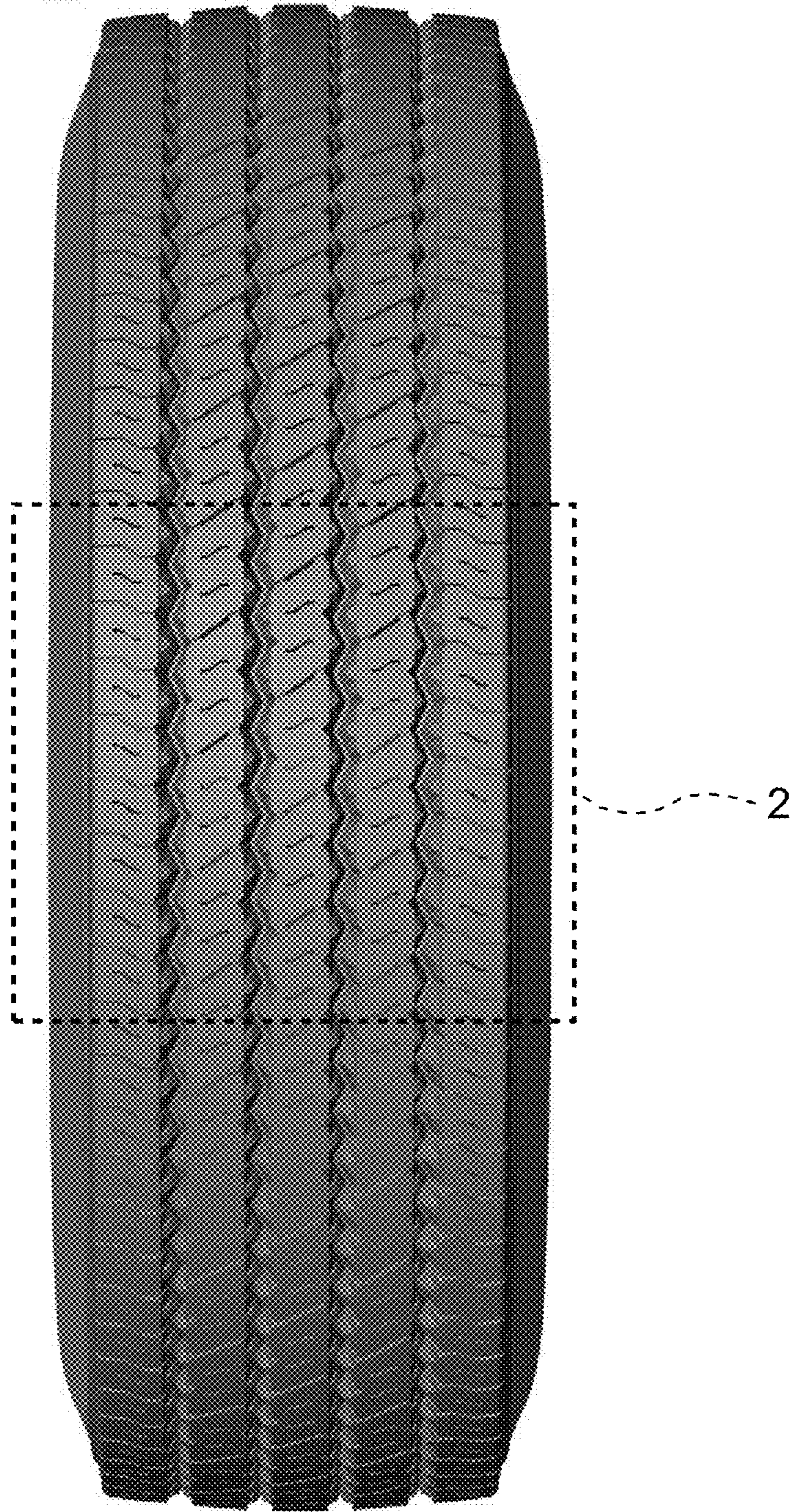


FIG. 1



FIG. 2



FIG. 3



FIG. 4



FIG. 5