



US00D754052S

(12) **United States Design Patent**
Juergens et al.

(10) **Patent No.:** **US D754,052 S**
(45) **Date of Patent:** **** Apr. 19, 2016**

(54) **VEHICLE WHEEL**

(71) Applicant: **Bayerische Motoren Werke Aktiengesellschaft, Munich (DE)**

(72) Inventors: **Dirk Juergens, Munich (DE); Rainer Mueller, Munich (DE)**

(73) Assignee: **Bayerische Motoren Werke Aktiengesellschaft, Munich (DE)**

(**) Term: **14 Years**

(21) Appl. No.: **29/511,037**

(22) Filed: **Dec. 5, 2014**

(51) **LOC (10) Cl.** **12-16**

(52) **U.S. Cl.**
USPC **D12/211**

(58) **Field of Classification Search**
USPC D12/204–213
CPC B60B 7/00; B60B 7/02; B60B 7/04;
B60B 7/01; B60B 7/06; B60B 3/02; B60B
3/04; B60B 3/06; B60B 3/10; B60B 1/00;
B60B 1/08; B60B 1/10; B60B 1/12
See application file for complete search history.

(56) **References Cited**

U.S. PATENT DOCUMENTS

D432,974 S	10/2000	Jablonski	
D461,441 S	* 8/2002	Hartanto	D12/211
D597,919 S	* 8/2009	Atwell	D12/211
D620,862 S	8/2010	Pollmann	
D620,870 S	8/2010	Powell	
D645,390 S	* 9/2011	De Bono	D12/209
D649,102 S	* 11/2011	Gallert	D12/211

D649,103 S	* 11/2011	Gallert	D12/211
D663,668 S	7/2012	Pollmann	
D673,099 S	12/2012	Ender	
D686,966 S	7/2013	Pollmann	
D689,421 S	* 9/2013	Wachter	D12/211
D722,935 S	* 2/2015	Dingle	D12/209
D741,238 S	* 10/2015	Chung	D12/209
D741,240 S	* 10/2015	Melabiotis	D12/209
D743,315 S	* 11/2015	Perini	D12/209

FOREIGN PATENT DOCUMENTS

EM	001609256-0001	10/2010
EM	001636978-0018	11/2010
EM	001898339-0001	9/2011
EM	001744640-0003	11/2011
EM	002156554-0011	1/2013
WO	DM/044406	1/1998

* cited by examiner

Primary Examiner — Stacia Cadmus

(74) *Attorney, Agent, or Firm* — Crowell & Moring LLP

(57) **CLAIM**

The ornamental design for a vehicle wheel, as shown and described.

DESCRIPTION

FIG. 1 is a perspective view of a vehicle wheel according to the design;
FIG. 2 is an additional perspective view thereof;
FIG. 3 is an additional perspective view thereof;
FIG. 4 is a front view thereof;
FIG. 5 is a rear view thereof in a lighter gray scale, representing environmental features that form no part of the claimed design; and,
FIG. 6 is a side view thereof.

1 Claim, 6 Drawing Sheets






Fig. 1



Fig. 2



Fig. 3



Fig. 4




Fig. 5




Fig. 6