



US00D754044S

(12) **United States Design Patent**
Scheinhuette

(10) **Patent No.:** **US D754,044 S**
(45) **Date of Patent:** **** Apr. 19, 2016**

(54) **REAR BODY PART ASSEMBLY FOR A MOTOR VEHICLE**

(71) Applicant: **Dr. Ing. h.c. F. Porsche Aktiengesellschaft, Stuttgart (DE)**

(72) Inventor: **Ingo Scheinhuette, Eberdingen (DE)**

(73) Assignee: **Dr. Ing. h.c. F. Porsche Aktiengesellschaft, Stuttgart (DE)**

(**) Term: **14 Years**

(21) Appl. No.: **29/496,805**

(22) Filed: **Jul. 17, 2014**

Related U.S. Application Data

(63) Continuation of application No. 29/455,335, filed on May 20, 2013, now abandoned.

(30) **Foreign Application Priority Data**

Nov. 22, 2012 (DE) 40 2012 101 011

(51) **LOC (10) Cl.** **12-16**

(52) **U.S. Cl.**
USPC **D12/196**

(58) **Field of Classification Search**
USPC D12/86, 88, 90-92, 196
CPC B62D 35/007; B62D 37/02
See application file for complete search history.

(56) **References Cited**

U.S. PATENT DOCUMENTS

5,120,105 A * 6/1992 Brin B62D 35/007
296/180.5
D411,139 S 6/1999 Lai
5,923,245 A * 7/1999 Klatt B60Q 1/302
180/68.3
D417,414 S 12/1999 Mobius et al.

D422,544 S 4/2000 Carlson et al.
D435,817 S 1/2001 Lai
6,170,904 B1 * 1/2001 Schaedlich B62D 35/007
180/903
D491,121 S 6/2004 Yokomaku
D503,910 S 4/2005 Oertel et al.
D526,256 S 8/2006 Lai
D535,598 S 1/2007 Murkett
7,517,004 B2 4/2009 Honeycutt
D597,457 S 8/2009 Bhambra
D605,560 S 12/2009 Kulla
D607,780 S * 1/2010 Larson D12/92

(Continued)

FOREIGN PATENT DOCUMENTS

DE 051233 2/2000
DE 053706 11/2000

OTHER PUBLICATIONS

Porsche 911 Carrera with REHAU flexible rear spoiler, announced May 2012, [online], [site visited Nov. 22, 2013]. Available from internet <URL: http://www.rehau.com/group_en/Press/Press_Information/1106010/spoiler-porsche-carrera.

Primary Examiner — George D Kirschbaum
Assistant Examiner — Jennifer Watkins
(74) *Attorney, Agent, or Firm* — RatnerPrestia


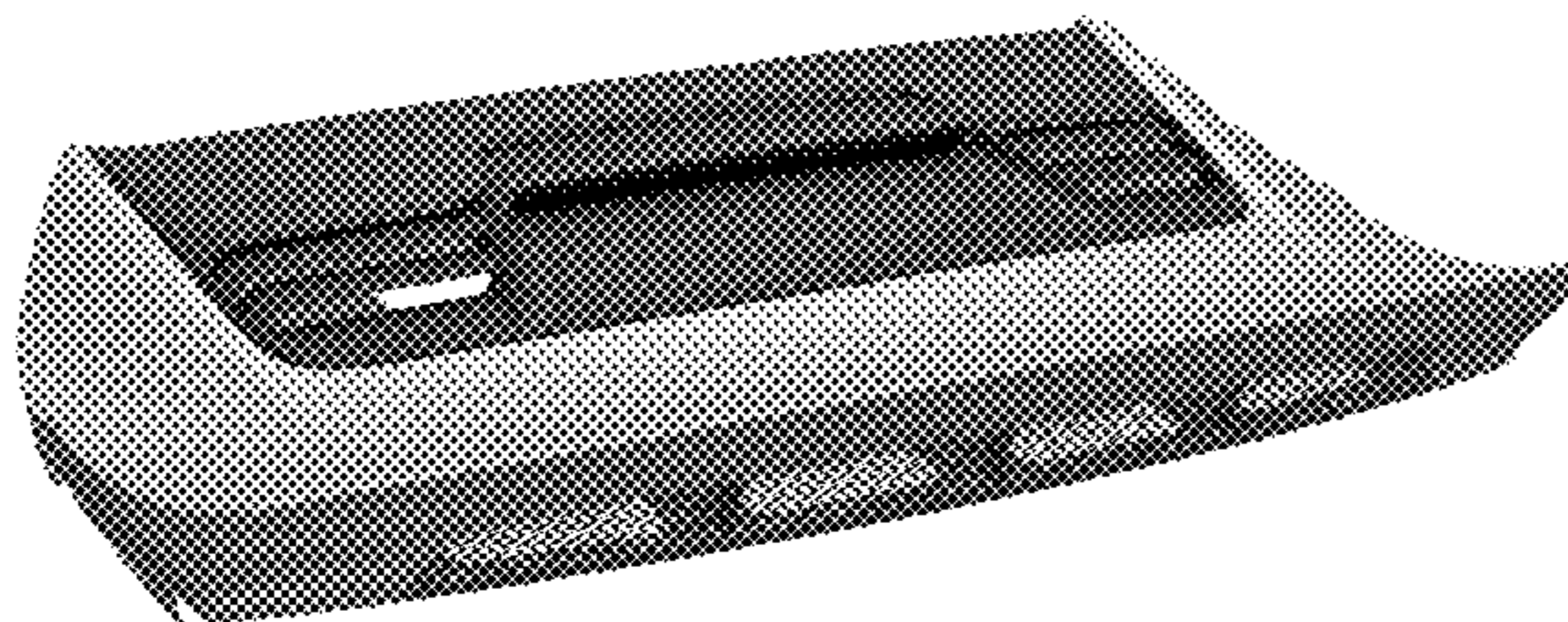
(57) **CLAIM**

The ornamental design for a rear body part assembly for a motor vehicle, as shown and described.

DESCRIPTION

FIG. 1 is a perspective view of a rear body part assembly for a motor vehicle;
FIG. 2 is a front elevation view thereof;
FIG. 3 is an elevation view thereof from the right side;
FIG. 4 is an elevation view thereof from the left side; and,
FIG. 5 is a top plan view thereof.

1 Claim, 3 Drawing Sheets



(56)

References Cited

U.S. PATENT DOCUMENTS

| | | | | | | | |
|--------------|---------|----------------|---------|-------------------|---------|------------------|--------------------------|
| D610,488 S | 2/2010 | Kulla et al. | | | | | |
| D614,098 S * | 4/2010 | Larson | D12/181 | D710,284 S * | 8/2014 | Larson | D12/196 |
| D620,854 S | 8/2010 | Akasawa et al. | | D717,211 S * | 11/2014 | Stephenson | D12/92 |
| D625,232 S | 10/2010 | Borkert | | D717,221 S * | 11/2014 | Borkert | D12/181 |
| D669,407 S | 10/2012 | Varga | | 2005/0121934 A1 | 6/2005 | Praznik et al. | |
| D683,677 S | 6/2013 | Varga | | 2006/0203504 A1 * | 9/2006 | Mori | B60Q 1/2615 362/541 |
| D696,173 S | 12/2013 | Hatter | | 2007/0228772 A1 * | 10/2007 | Froeschle | B62D 35/007 296/180.1 |
| D701,146 S * | 3/2014 | Varga | D12/92 | 2008/0272616 A1 | 11/2008 | Wolf | |
| D703,597 S * | 4/2014 | Larson | D12/196 | 2008/0315613 A1 * | 12/2008 | Froeschle | B60Q 1/30 296/76 |
| D704,099 S * | 5/2014 | Varga | D12/92 | 2009/0160215 A1 * | 6/2009 | Paul | B62D 37/02 296/180.5 |
| D705,131 S * | 5/2014 | Larson | D12/92 | 2013/0062132 A1 * | 3/2013 | Wolf | B62D 35/007 180/68.1 |
| D709,014 S * | 7/2014 | Larson | D12/196 | | | | |

* cited by examiner




Figure 1




Figure 2

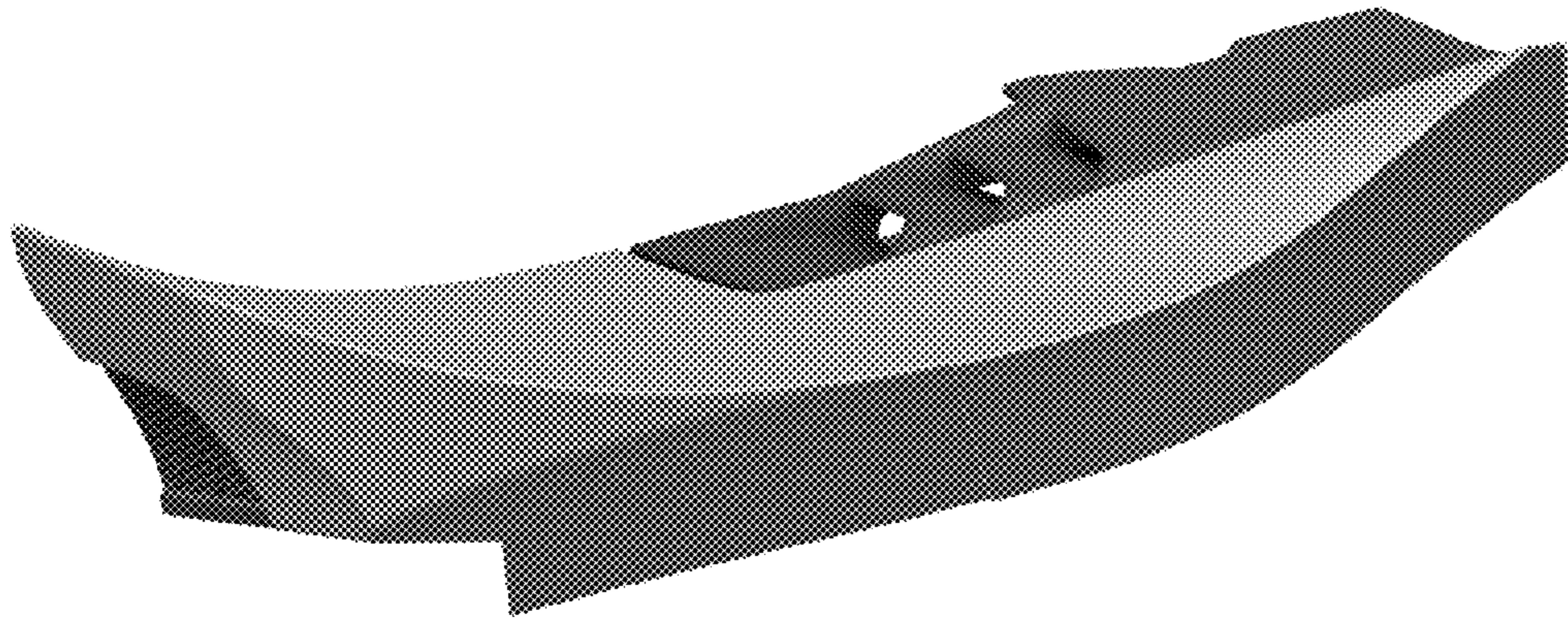


Figure 3




Figure 4

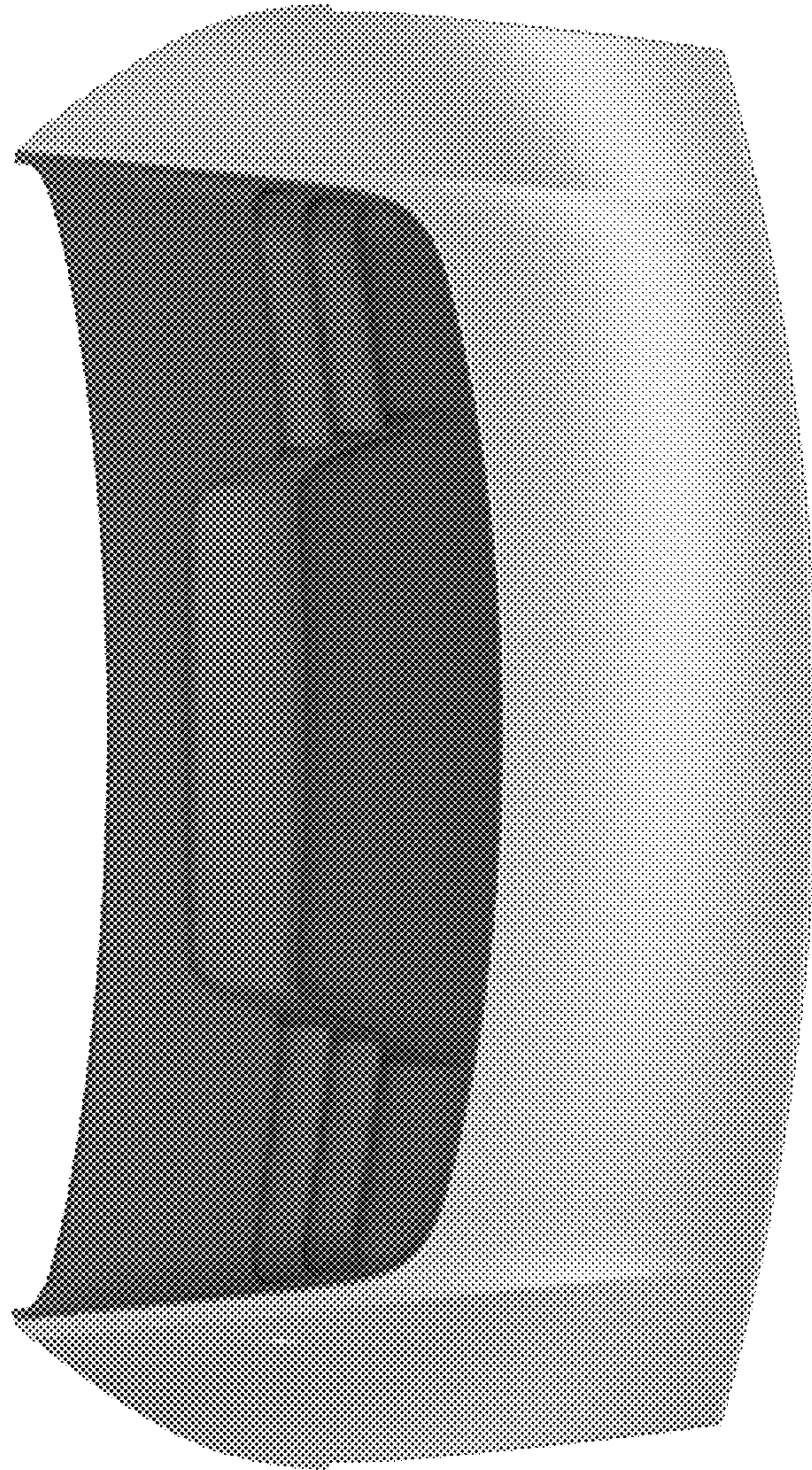


Figure 5