



US00D754026S

(12) **United States Design Patent**  
**Healy**

(10) **Patent No.:** **US D754,026 S**

(45) **Date of Patent:** **\*\* \*Apr. 19, 2016**

(54) **AWARD PLAQUE**

(71) Applicant: **Kevin J. Healy**, Osterville, MA (US)

(72) Inventor: **Kevin J. Healy**, Osterville, MA (US)

(\*) Notice: This patent is subject to a terminal disclaimer.

(\*\*) Term: **14 Years**

(21) Appl. No.: **29/462,763**

(22) Filed: **Aug. 8, 2013**

(51) **LOC (10) Cl.** ..... **11-02**

(52) **U.S. Cl.**  
USPC ..... **D11/133**

(58) **Field of Classification Search**  
USPC ..... D11/131, 133, 99, 157, 184; D21/788  
CPC .... A63F 7/0616; A63B 71/081; A63B 71/10;  
A42B 3/00  
See application file for complete search history.

D393,603 S \* 4/1998 Cerisano ..... D11/133  
D413,291 S \* 8/1999 Corns, Jr. .... D12/162  
D416,799 S \* 11/1999 Adams ..... D9/451  
D486,119 S \* 2/2004 Lutz ..... D12/400

**OTHER PUBLICATIONS**

<http://www.halfhelmet.us/gallery-football-sport-plaques.php> Found Feb. 4, 2015.\*  
<http://www.halfhelmet.us/contact-half-helmet.php> Found Feb. 4, 2015.\*  
<https://www.youtube.com/watch?v=BiMJ8um51uw> published Jun. 17, 2014.\*  
<http://lumberjocks.com/projects/40507> Dec. 1, 2010.\*

\* cited by examiner

*Primary Examiner* — Eric Goodman  
*Assistant Examiner* — Amy Wierenga  
(74) *Attorney, Agent, or Firm* — Michael R. Philips

(57) **CLAIM**  
The ornamental design for an award plaque, as shown and described.

(56) **References Cited**


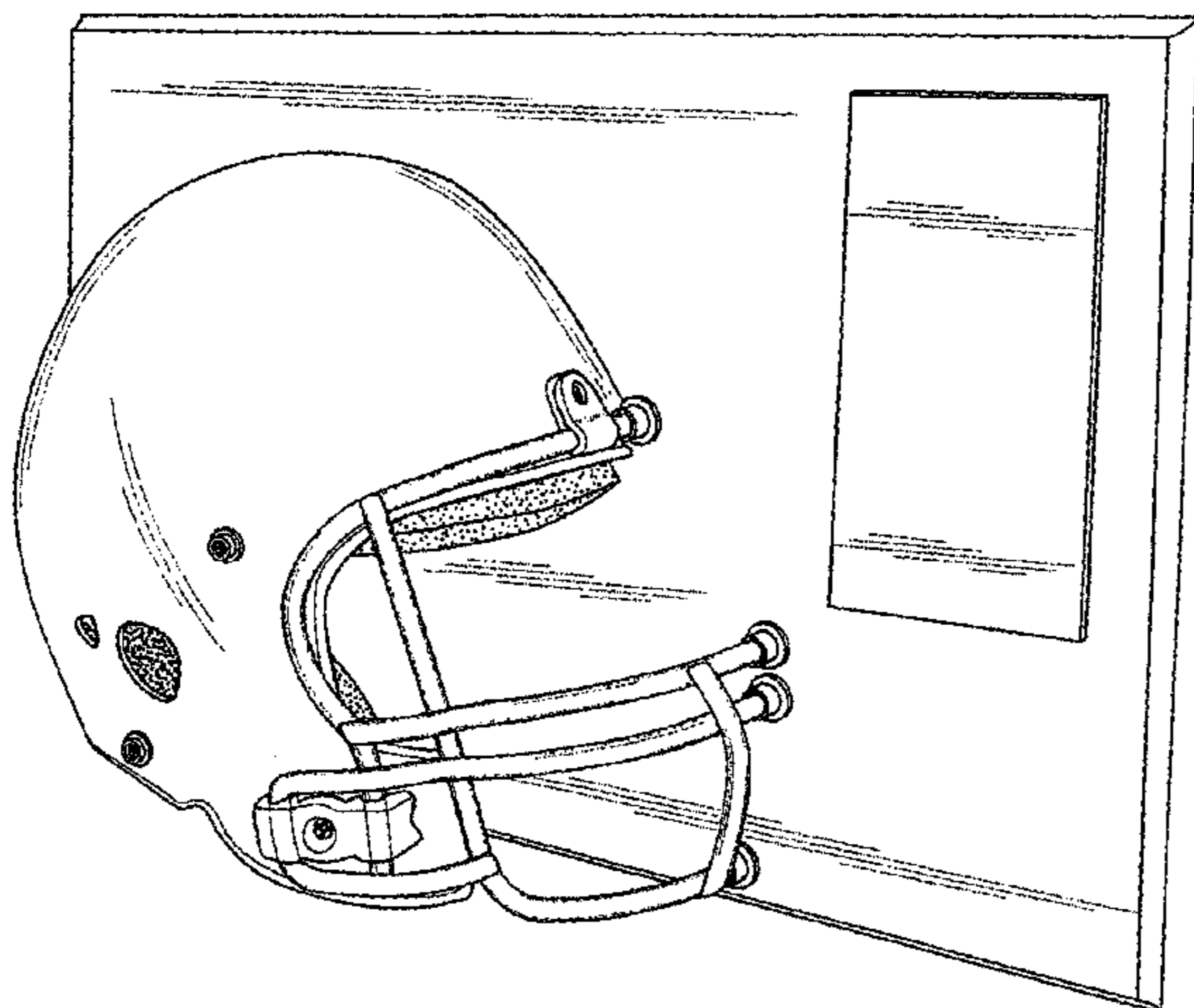
**U.S. PATENT DOCUMENTS**

D209,219 S \* 11/1967 Goldstein et al. .... D99/37  
D216,988 S \* 3/1970 La Rue ..... D11/157  
D256,068 S \* 7/1980 Danat et al. .... D11/238  
D295,390 S \* 4/1988 Maddox et al. .... D11/133  
D321,845 S \* 11/1991 Nys ..... D11/157  
D350,710 S \* 9/1994 Keiffer ..... D11/157  
D360,056 S \* 7/1995 Tamez ..... D28/67  
D387,304 S \* 12/1997 Alcala ..... D11/157  
D391,852 S \* 3/1998 Tucker ..... D9/451

**DESCRIPTION**

FIG. 1 is a perspective view of the award plaque according to the invention.  
FIG. 2 is a front elevation view of the award plaque of FIG. 1.  
FIG. 3 is a right side elevation view thereof.  
FIG. 4 is a left side elevation view thereof.  
FIG. 5 is a top plan view thereof; and,  
FIG. 6 is a bottom plan view thereof.

**1 Claim, 4 Drawing Sheets**



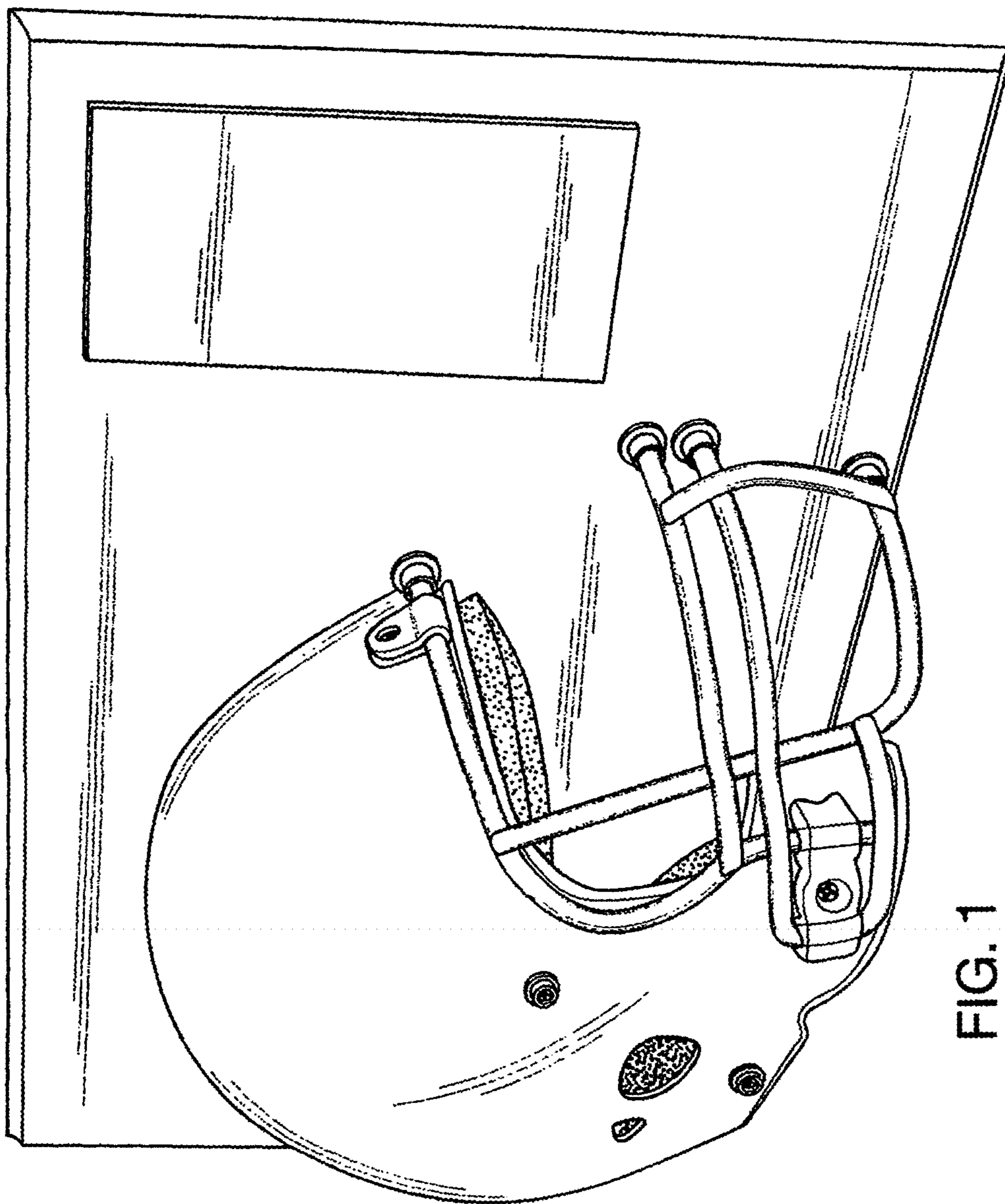


FIG. 1




FIG. 2

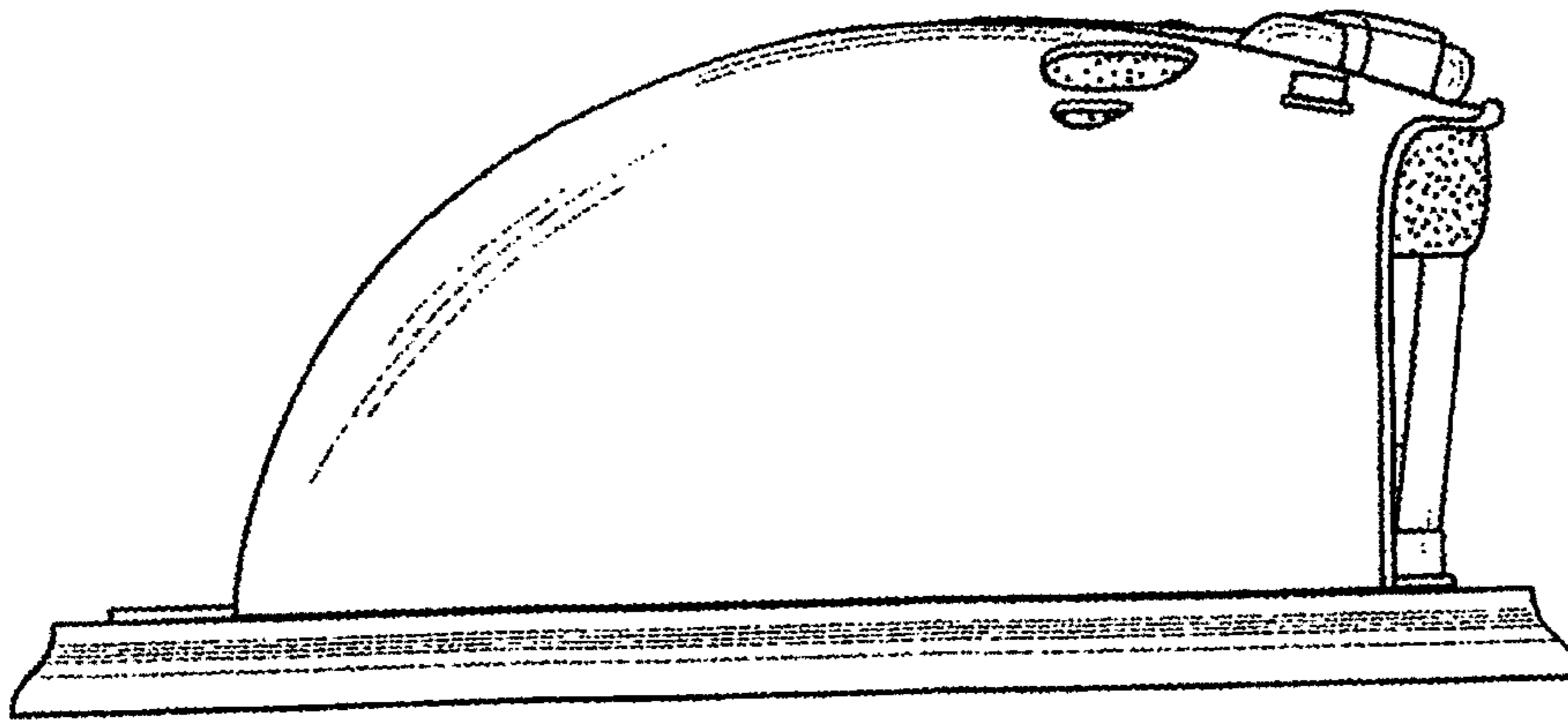


FIG. 4

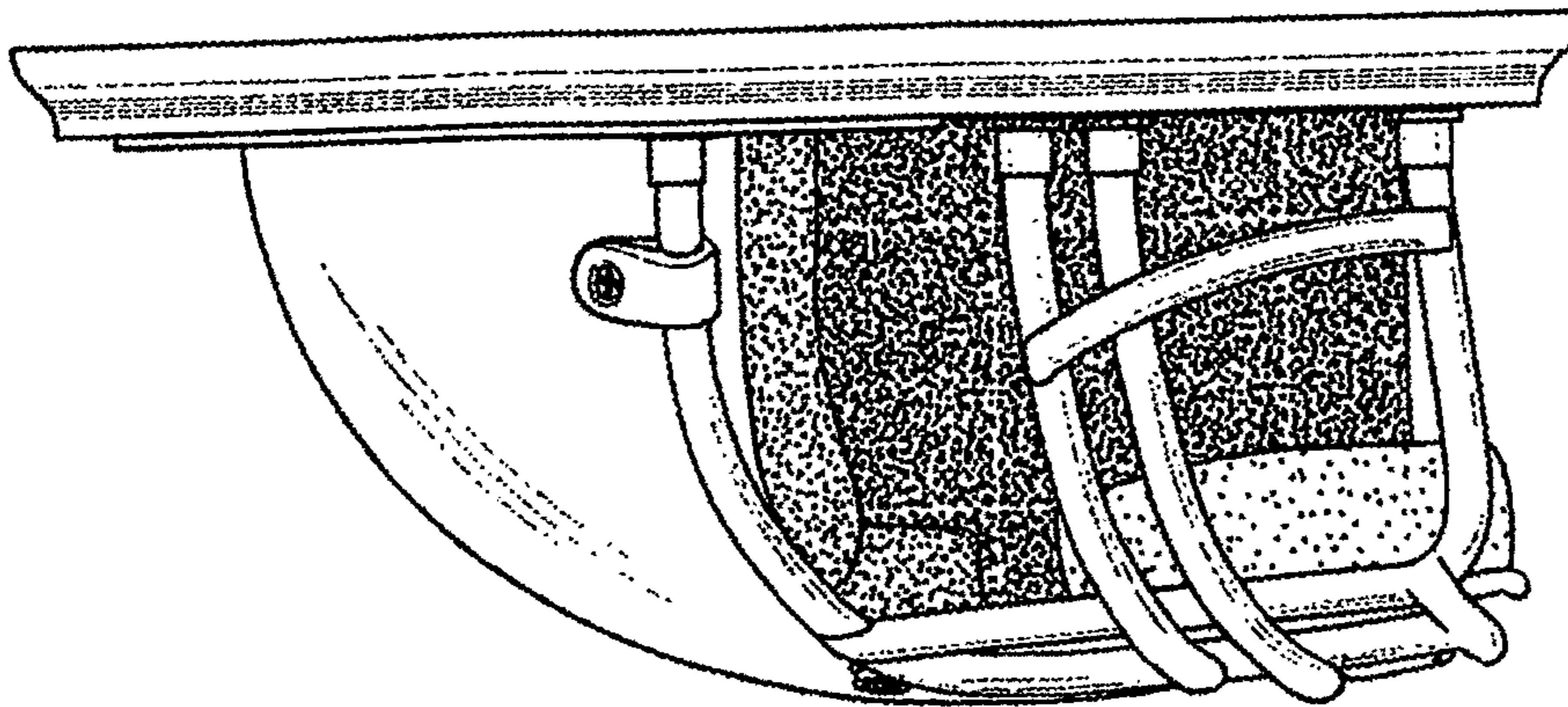


FIG. 3

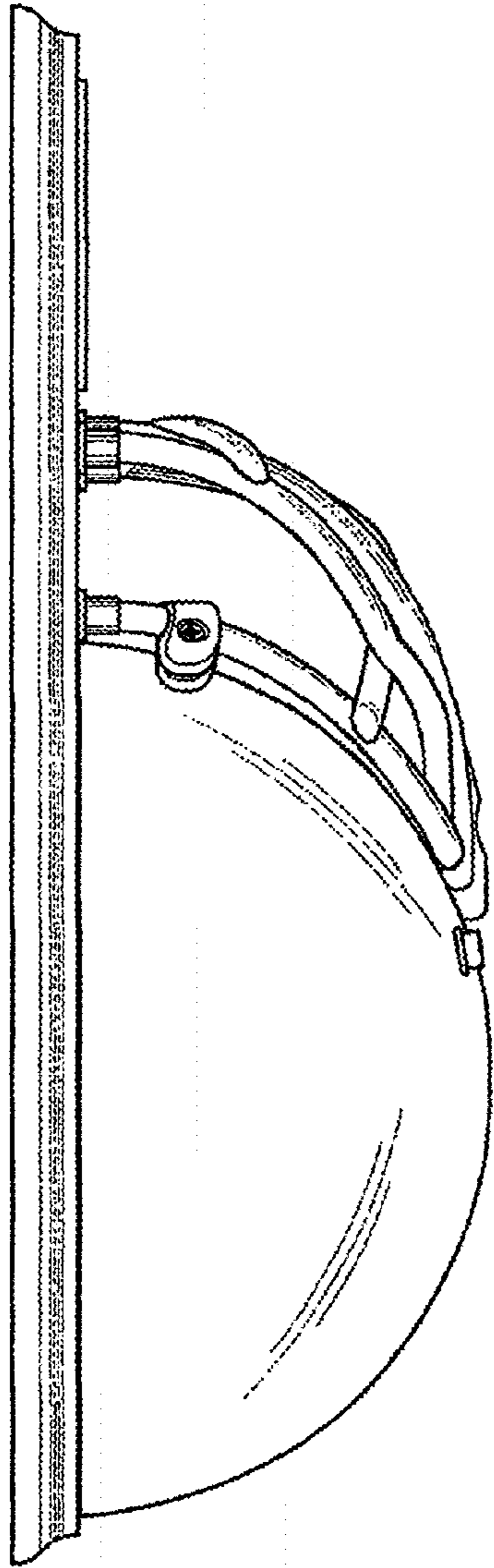


FIG. 5

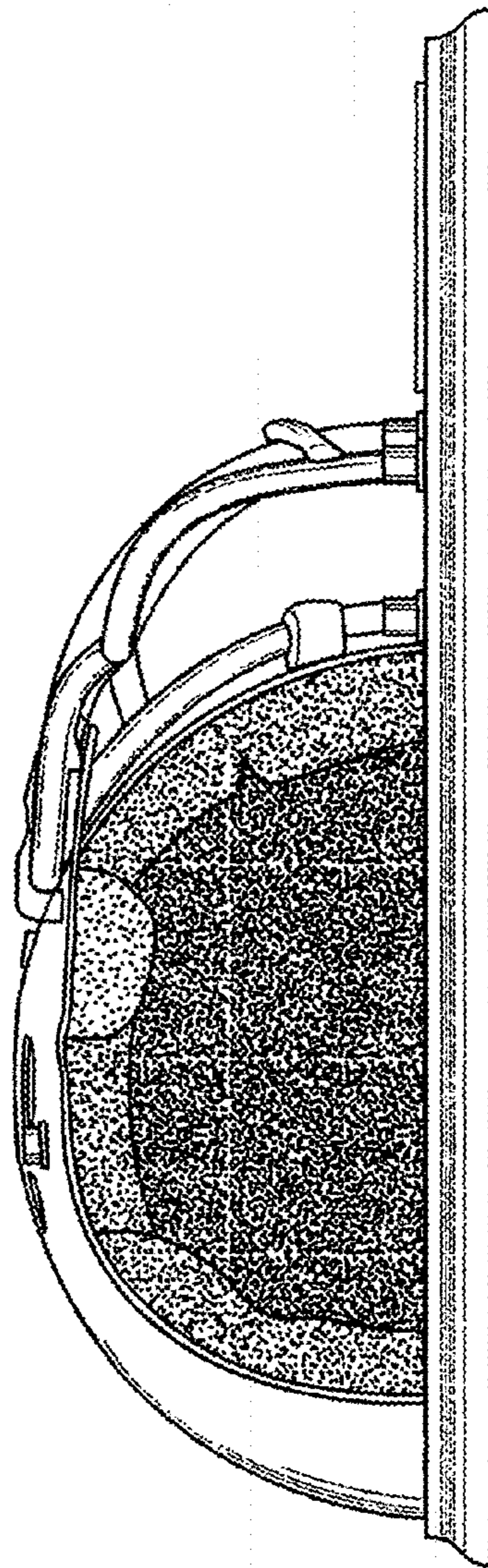


FIG. 6