



US00D754019S

(12) **United States Design Patent**
Deleskiewicz

(10) **Patent No.:** **US D754,019 S**
(45) **Date of Patent:** **** Apr. 19, 2016**

(54) **WATCH DIAL**

(56) **References Cited**

(71) Applicant: **Richemont International SA,**
Villars-sur-Glâne (CH)

U.S. PATENT DOCUMENTS

(72) Inventor: **Janek Deleskiewicz,** Joinville le Pont
(FR)

D14,162 S * 8/1883 Diolot D10/124
D26,503 S * 1/1897 Palmer D10/36
923,991 A * 6/1909 McGraw G04B 45/0076
368/285

(73) Assignee: **Richemont International SA,**
Villars-sur-Glâne (CH)

D171,708 S * 3/1954 Katz D11/43
D176,342 S * 12/1955 Katz D11/63
D177,853 S * 5/1956 Katz D11/63
D186,180 S * 9/1959 Diamond D10/39
2,916,871 A * 12/1959 Wegner G04B 19/30
368/67

(**) Term: **14 Years**

D345,937 S * 4/1994 Kaneko D10/126
D351,565 S * 10/1994 Ito D10/126
D599,679 S * 9/2009 Galas D10/22
D666,115 S * 8/2012 Calvani D10/126
D705,085 S * 5/2014 Monachon D10/34

(21) Appl. No.: **29/518,613**

* cited by examiner

(22) Filed: **Feb. 25, 2015**

Primary Examiner — Martie K Holtje

(30) **Foreign Application Priority Data**

(74) *Attorney, Agent, or Firm* — Taft Stettinius & Hollister
LLP

Aug. 25, 2014 (WO) DM/084 262

(57) **CLAIM**

(51) **LOC (10) Cl.** **10-07**

The ornamental design for a watch dial, as shown and
described.

(52) **U.S. Cl.**

USPC **D10/126; D10/36**

DESCRIPTION

(58) **Field of Classification Search**

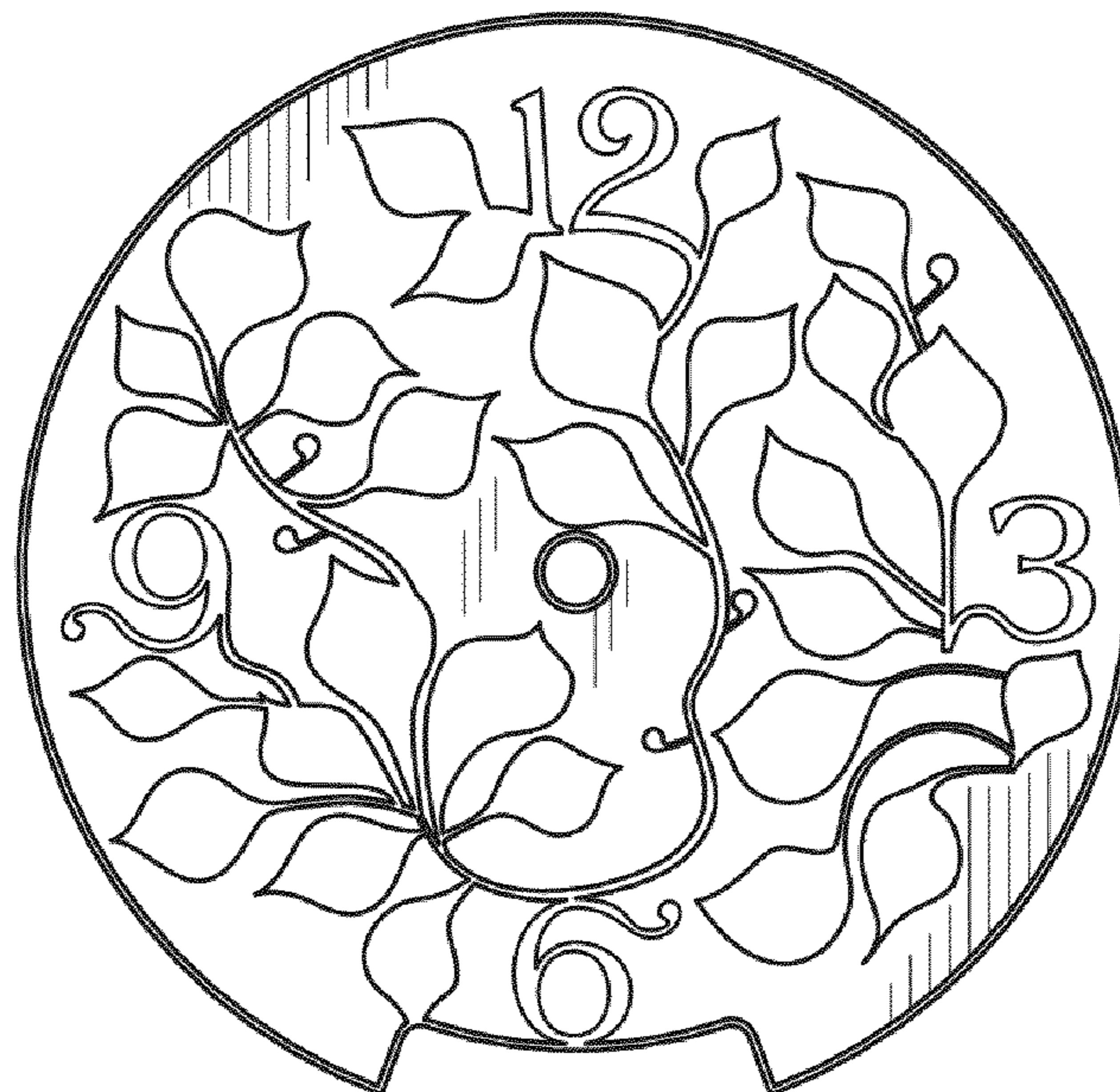
USPC D10/30-39, 1-29, 122-132; D11/43,
D11/63

CPC G04B 19/00; G04B 19/06; G04B 19/10;
G04B 19/30; G04B 45/00; G04B 45/0069;
G04B 45/0076

FIG. 1 is a front elevational view of a watch dial showing my
new design;
FIG. 2 is a rear elevational view thereof;
FIG. 3 is a left side elevational view thereof;
FIG. 4 is a right side elevational view thereof;
FIG. 5 is a bottom plan view thereof;
FIG. 6 is a top plan view thereof; and,
FIG. 7 is a right front perspective view thereof.

See application file for complete search history.

1 Claim, 1 Drawing Sheet



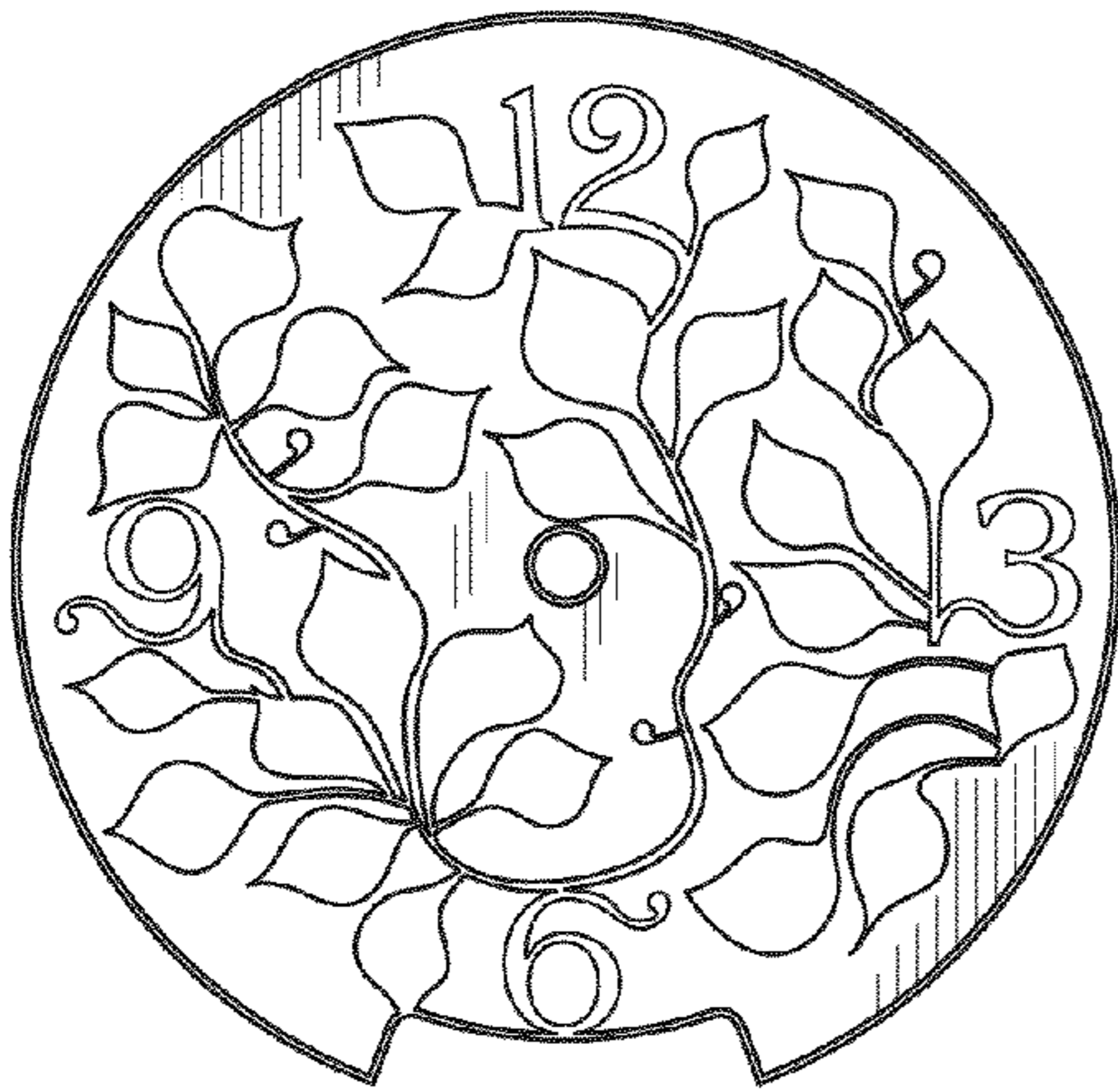


FIG. 1

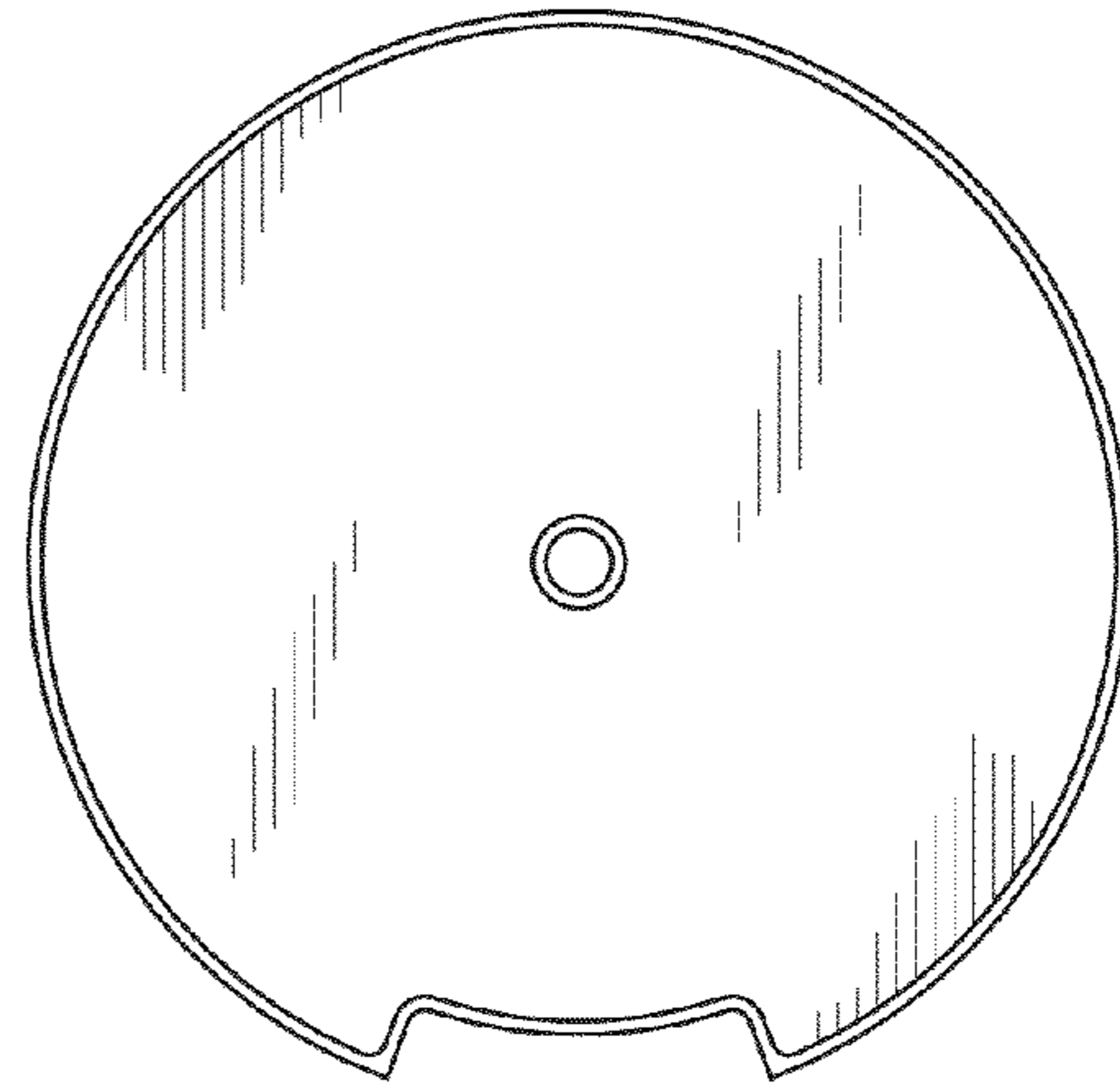


FIG. 2

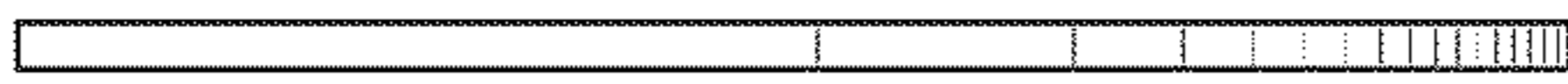


FIG. 3

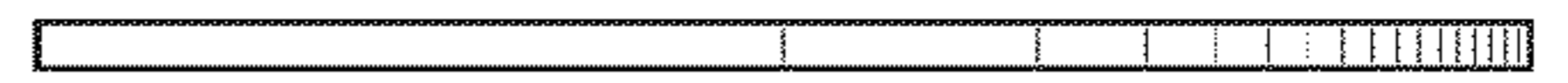


FIG. 4



FIG. 5

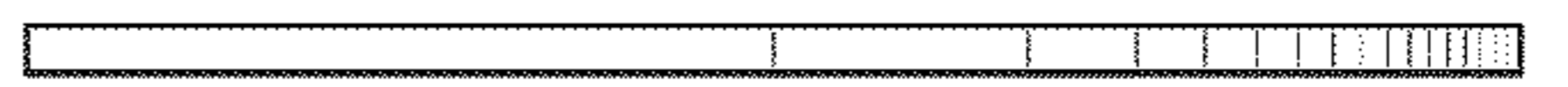


FIG. 6



FIG. 7