



US00D754004S

(12) **United States Design Patent**
Pfeiffer

(10) **Patent No.:** **US D754,004 S**

(45) **Date of Patent:** **** Apr. 19, 2016**

(54) **HOUSING PORTION WITH SURFACE ORNAMENTATION**

(71) Applicant: **Robert Bosch GmbH**, Stuttgart (DE)

(72) Inventor: **Judith Pfeiffer**, Stuttgart (DE)

(73) Assignee: **Robert Bosch GmbH**, Stuttgart (DE)

(**) Term: **14 Years**

(21) Appl. No.: **29/491,904**

(22) Filed: **May 27, 2014**

(30) **Foreign Application Priority Data**

Nov. 28, 2013 (EM) 002353169

(51) **LOC (10) Cl.** **09-01**

(52) **U.S. Cl.**
USPC **D9/655; D9/658**

(58) **Field of Classification Search**
USPC D5/20, 63; D9/414, 415, 419, 432, 434,
D9/457, 500, 502-505, 516, 549, 552, 558,
D9/561, 571, 655, 658; D11/95, 99;
D14/485, 488, 489; D19/1, 27, 28;
206/557, 775, 776; 215/379, 381, 382;
220/660, 669, 675; 229/87.08, 123.1,
229/123.3, 221
CPC B65D 5/4204; B65D 15/08; B65D 1/34;
B65D 65/22; B65D 2577/205; B65D 5/706;
B65D 5/705

See application file for complete search history.

(56) **References Cited**

U.S. PATENT DOCUMENTS

D311,646 S * 10/1990 Thomass D5/24
D326,363 S * 5/1992 Cooper D5/32
D409,840 S * 5/1999 Pretorius D5/63
D589,049 S * 3/2009 Carpenter et al. D14/485
D591,761 S * 5/2009 Carpenter et al. D14/485
D599,814 S * 9/2009 Ogura et al. D14/489
D623,526 S * 9/2010 Toh et al. D9/516
D633,724 S * 3/2011 Bischoff et al. D5/63

D660,157 S * 5/2012 Bouma et al. D9/516
D660,160 S * 5/2012 Bouma et al. D9/516
D660,707 S * 5/2012 Bouma et al. D9/516
D724,433 S * 3/2015 Gebhardt D9/516
D728,365 S * 5/2015 Bischoff et al. D9/434

* cited by examiner

Primary Examiner — Robert M Spear

Assistant Examiner — Darcey E Heflin

(74) *Attorney, Agent, or Firm* — Maginot, Moore & Beck LLP

(57) **CLAIM**

The ornamental design for a housing portion with surface ornamentation, as shown and described.

DESCRIPTION

The patent file contains at least one drawing executed in color. Copies of this patent with color drawings will be provided by the Office upon request and payment of the necessary fee.

FIG. 1 is a front elevational view of a first embodiment of a housing portion with surface ornamentation showing my new design;

FIG. 2 is a rear elevational view of the housing portion with surface ornamentation of FIG. 1;

FIG. 3 is a left side elevational view of the housing portion with surface ornamentation of FIG. 1;

FIG. 4 is a right side elevational view of the housing portion with surface ornamentation of FIG. 1;

FIG. 5 is a top plan view of the housing portion with surface ornamentation of FIG. 1; and

FIG. 6 is a bottom plan view of the housing portion with surface ornamentation of FIG. 1.

FIG. 7 is a front elevational view of a second embodiment of a housing portion with surface ornamentation showing my new design.

FIG. 8 is a front elevational view of a third embodiment of a housing portion with surface ornamentation showing my new design.

FIG. 9 is a front elevational view of a fourth embodiment of a housing portion with surface ornamentation showing my new design.




FIG. **10** is a front elevational view of a fifth embodiment of a housing portion with surface ornamentation showing my new design.

FIG. **11** is a front elevational view of a sixth embodiment of a housing portion with surface ornamentation showing my new design.

FIG. **12** is a front elevational view of a seventh embodiment of a housing portion with surface ornamentation showing my new design.

FIG. **13** is a front elevational view of an eighth embodiment of a housing portion with surface ornamentation showing my new design.

FIG. **14** is a front elevational view of a ninth embodiment of a housing portion with surface ornamentation showing my new design.

FIG. **15** is a front elevational view of a tenth embodiment of a housing portion with surface ornamentation showing my new design; and,

FIG. **16** is a front elevational view of an eleventh embodiment of a housing portion with surface ornamentation showing my new design.

The broken lines shown in the drawings depict environmental subject matter only and form no part of the claimed design. The rear elevational view, the left side elevational view, the right side elevational view, the top plan view, and the bottom plan view of embodiments two through eleven are identical to FIGS. **2-6**.

1 Claim, 7 Drawing Sheets
(3 of 7 Drawing Sheet(s) Filed in Color)




FIG. 1




FIG. 2




FIG. 3




FIG. 4




FIG. 5



FIG. 6




FIG. 7




FIG. 8




FIG. 9




FIG. 10




FIG. 11




FIG. 12




FIG. 13




FIG. 14




FIG. 15




FIG. 16