



US00D753985S

(12) **United States Design Patent**  
**Nelson et al.**

(10) **Patent No.:** **US D753,985 S**  
(45) **Date of Patent:** **\*\* Apr. 19, 2016**

- (54) **CLIP FOR SECURING STRING OR ROPE**
- (71) Applicant: **Encore Packaging LLC**, Lake Bluff, IL (US)
- (72) Inventors: **Timothy H. Nelson**, Winnetka, IL (US);  
**Stephenson Nelson**, Winnetka, IL (US)
- (73) Assignee: **Encore Packaging LLC**, Lake Bluff, IL (US)
- (\*\*) Term: **15 Years**
- (21) Appl. No.: **29/528,884**
- (22) Filed: **Jun. 2, 2015**

D604,589 S *	11/2009	Johansson .....	D8/356
D613,137 S	4/2010	Wieberdink	
D624,378 S	9/2010	Wysopal	
D627,632 S	11/2010	Elmer	
D660,740 S	5/2012	Cullen	
D662,087 S	6/2012	Peller	
D675,123 S	1/2013	Nunez	
D684,845 S	6/2013	Wood	
8,615,849 B2	12/2013	Rothbaum	
D702,109 S	4/2014	Weinberg	
D708,045 S *	7/2014	Ressler .....	D8/356
D710,678 S *	8/2014	Miller .....	D8/356
D710,679 S *	8/2014	Miller .....	D8/356
D713,240 S *	9/2014	Chance .....	D8/356
D730,159 S *	5/2015	Grimm .....	D8/356
D732,933 S *	6/2015	Jansen .....	D8/356
D735,632 S *	8/2015	Beidler .....	D12/223
2005/0082115 A1 *	4/2005	Petzl .....	A62B 1/14 182/5

**Related U.S. Application Data**

- (62) Division of application No. 29/503,350, filed on Sep. 25, 2014, now Pat. No. Des. 731,296.
- (51) **LOC (10) Cl.** ..... **08-05**
- (52) **U.S. Cl.**  
USPC ..... **D8/356**
- (58) **Field of Classification Search**  
USPC ..... D8/356, 354, 349  
See application file for complete search history.

\* cited by examiner

*Primary Examiner* — Cynthia Underwood

(74) *Attorney, Agent, or Firm* — Fitch, Even, Tabin & Flannery LLP

(57) **CLAIM**

We claim the ornamental design for a clip for securing string or rope, as shown and described.

**DESCRIPTION**

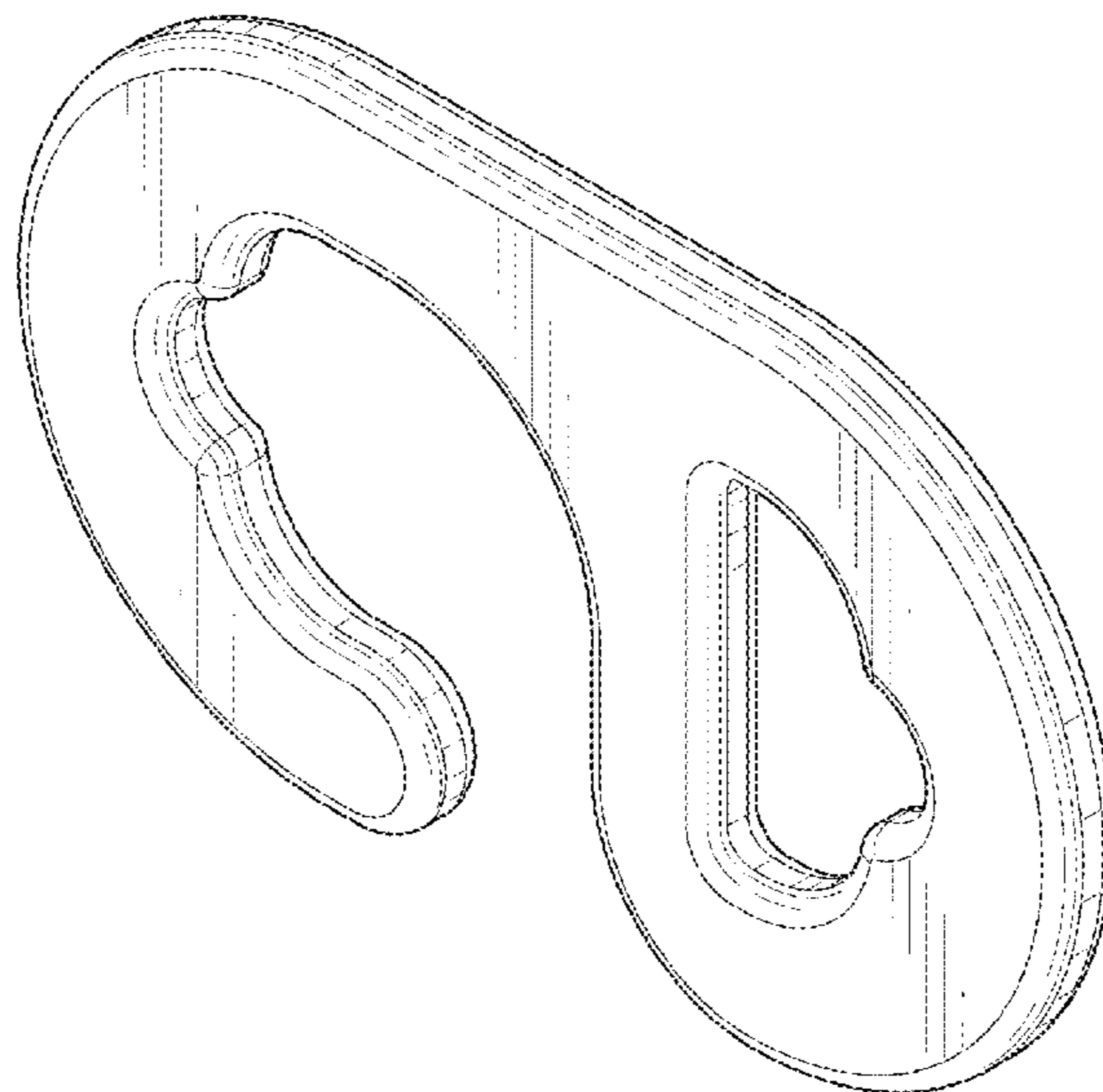
FIG. 1 is a front perspective view of a clip for securing string or rope;  
 FIG. 2 is a rear perspective view of the clip of FIG. 1;  
 FIG. 3 is a front plan view of the clip of FIG. 1;  
 FIG. 4 is a bottom plan view of the clip of FIG. 1;  
 FIG. 5 is a right side plan view of the clip of FIG. 1;  
 FIG. 6 is a left side plan view of the clip of FIG. 1;  
 FIG. 7 is a top end side plan view of the clip of FIG. 1; and,  
 FIG. 8 is a bottom end side plan view of the clip of FIG. 1.

**1 Claim, 3 Drawing Sheets**

(56) **References Cited**

**U.S. PATENT DOCUMENTS**

423,312 A	3/1890	Clark
1,666,623 A	4/1928	Hoover
4,957,232 A	9/1990	Sprague
D311,487 S	10/1990	Platt
5,234,185 A	8/1993	Hoffman
D353,990 S	1/1995	Alfreds
D390,447 S	2/1998	Colen, Jr.
6,092,444 A	7/2000	Hsiao
D494,450 S	8/2004	Schultz
6,813,981 B2	11/2004	Urban



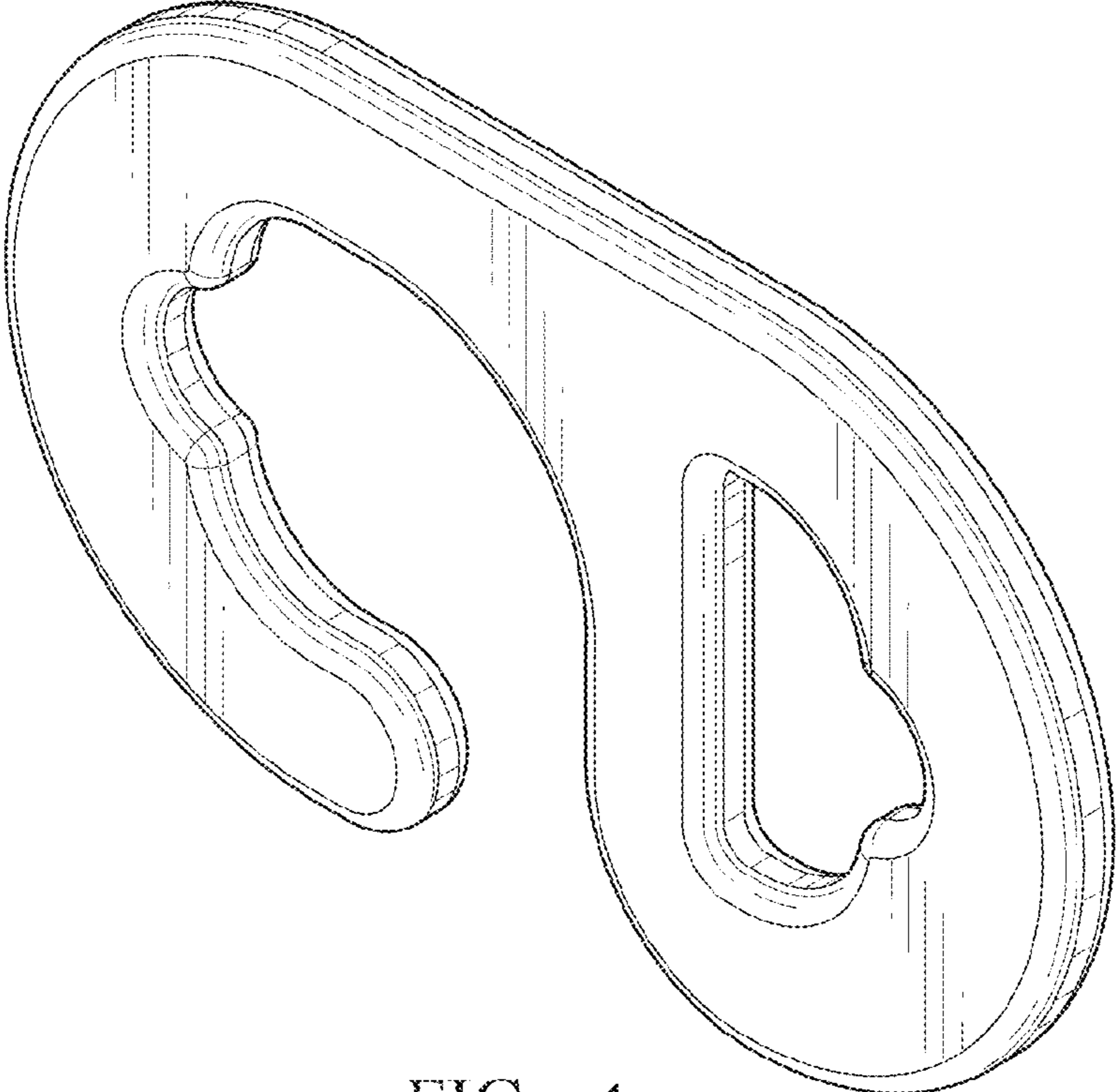


FIG. 1

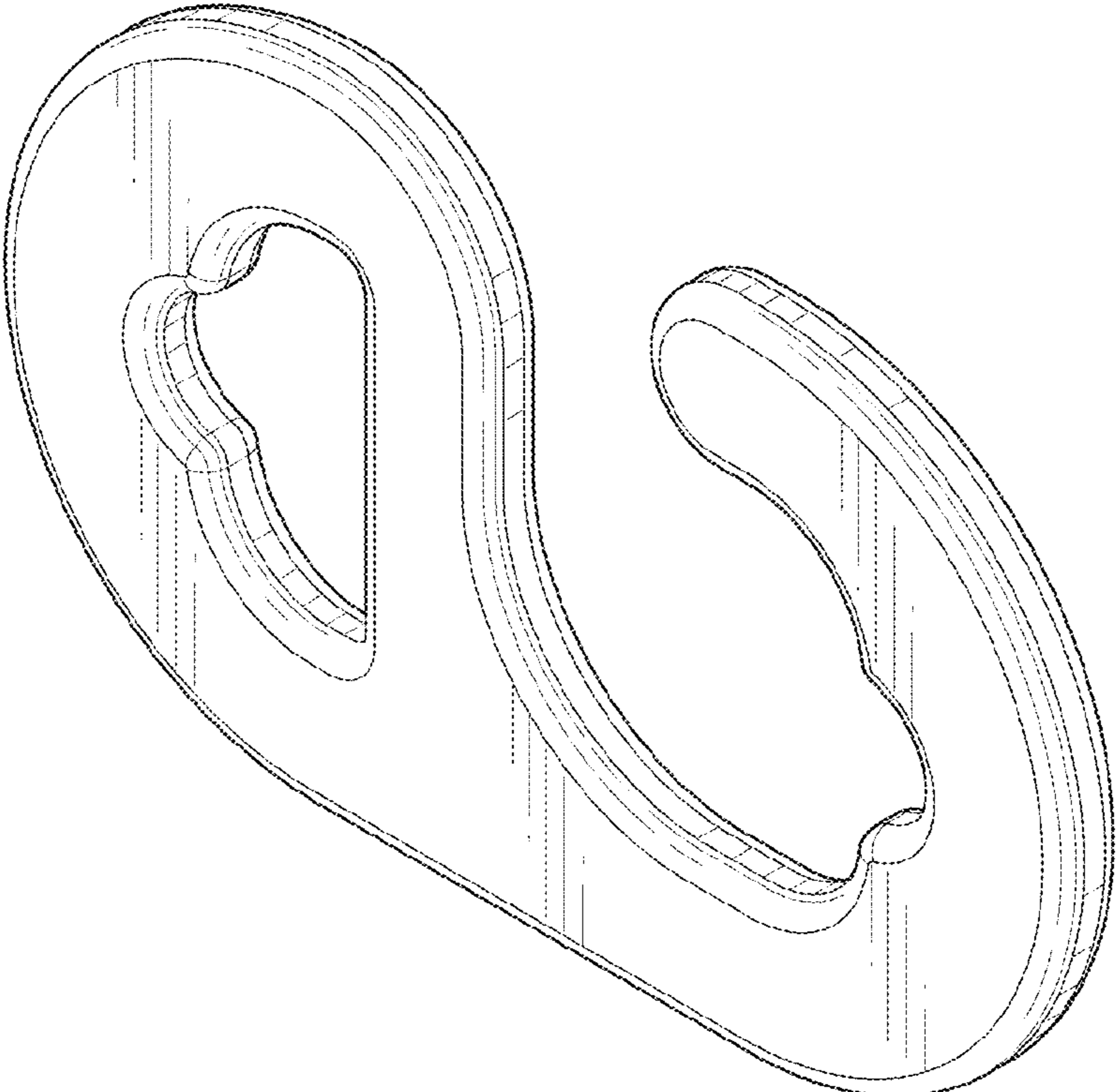


FIG. 2

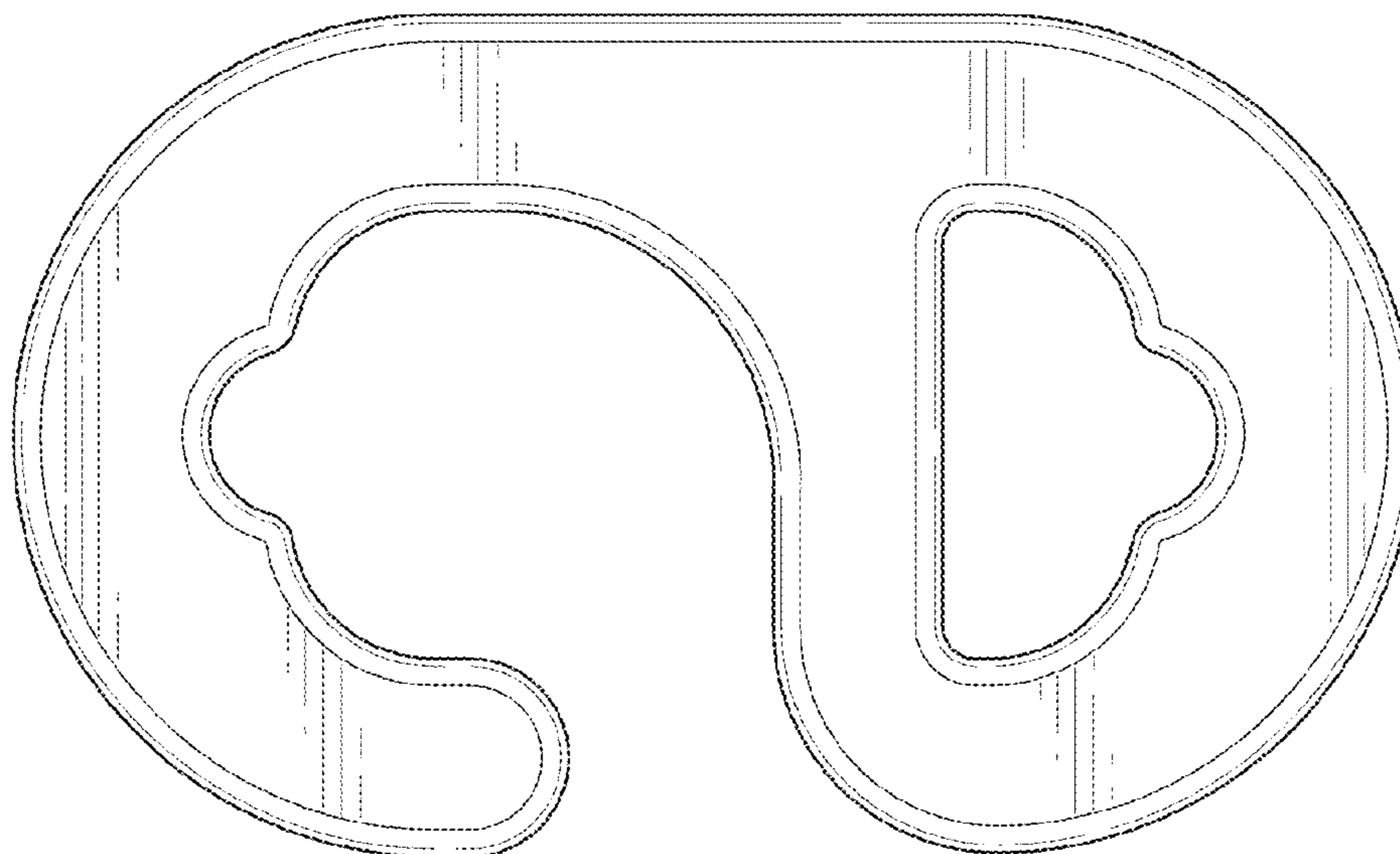


FIG. 3

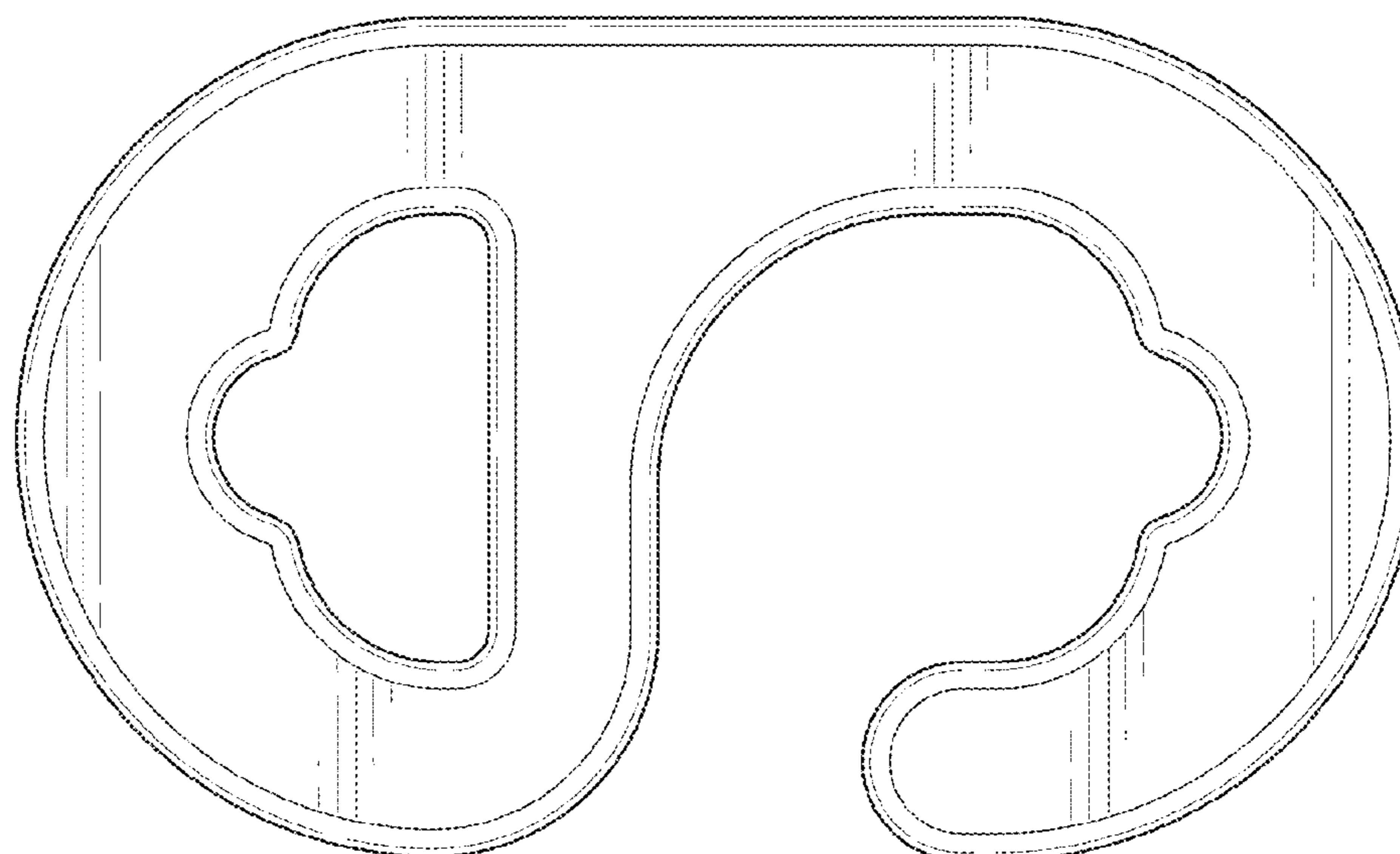


FIG. 4




FIG. 5




FIG. 6




FIG. 7



FIG. 8