



US00D753979S

(12) **United States Design Patent**  
**Liu**

(10) **Patent No.:** **US D753,979 S**

(45) **Date of Patent:** **\*\* Apr. 19, 2016**

(54) **SCREWDRIVER HEAD**

(71) Applicant: **Tsai Fa Liu**, Taichung (TW)

(72) Inventor: **Tsai Fa Liu**, Taichung (TW)

(\*\*) Term: **14 Years**

(21) Appl. No.: **29/482,319**

(22) Filed: **Feb. 17, 2014**

(51) **LOC (10) Cl.** ..... **08-04**

(52) **U.S. Cl.**  
USPC ..... **D8/86**

(58) **Field of Classification Search**  
USPC ..... D8/70, 82–87, 105; D15/139; 81/125,  
81/177.1–177.7, 436, 438, 460–461  
CPC ..... B23B 2251/66; B23P 15/00; B25B 13/06;  
B25B 13/5091; B25B 15/00; B25B 15/001;  
B25B 15/002; B25B 15/004; B25B 15/005;  
B25B 15/008; B25B 15/02; B25B 15/04;  
B25B 17/00; B25B 21/007; B25B 23/00;  
B25B 23/0035; B25B 23/005; B25B 23/12;  
B25B 23/1405; B25B 27/18; B25B 31/12;  
B25B 51/08; B25B 51/08

See application file for complete search history.

(56) **References Cited**

U.S. PATENT DOCUMENTS

D90,251 S *	7/1933	Hindes	.....	D7/395
D95,393 S *	4/1935	Wise	.....	D7/395
D221,048 S *	7/1971	Bixby	.....	D8/70
D350,685 S *	9/1994	Perkins et al.	.....	D8/86
5,868,047 A *	2/1999	Faust et al.	.....	81/438
D479,457 S *	9/2003	Dollar et al.	.....	D8/70
D631,723 S *	2/2011	DeBaker	.....	D8/86
D646,547 S *	10/2011	DeBaker	.....	D8/86
D663,187 S *	7/2012	DeBaker	.....	D8/86
8,418,587 B2 *	4/2013	DeBaker	.....	81/436
D704,022 S *	5/2014	Hsu	.....	D8/86
D707,524 S *	6/2014	Chen	.....	D8/86

\* cited by examiner


*Primary Examiner* — Philip S Hyder  
*Assistant Examiner* — Roselynn Cody

(57) **CLAIM**  
The ornamental design for a screwdriver head, as shown.

**DESCRIPTION**

FIG. 1 is a perspective view of a screwdriver head showing my new design;  
FIG. 2 is a front elevational view thereof;  
FIG. 3 is a rear elevational view thereof;  
FIG. 4 is a left side elevational view thereof;  
FIG. 5 is a right side elevational view thereof;  
FIG. 6 is a top plan view thereof; and,  
FIG. 7 is a bottom plan view thereof.

**1 Claim, 3 Drawing Sheets**






FIG. 1




FIG. 2




FIG. 3




FIG. 4




FIG. 5

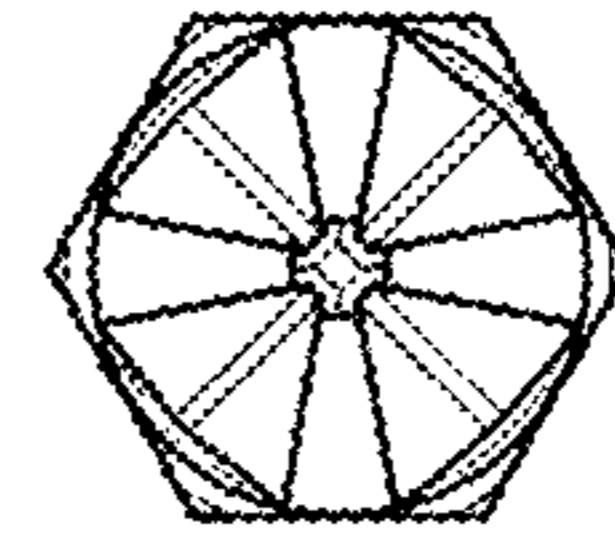


FIG. 6

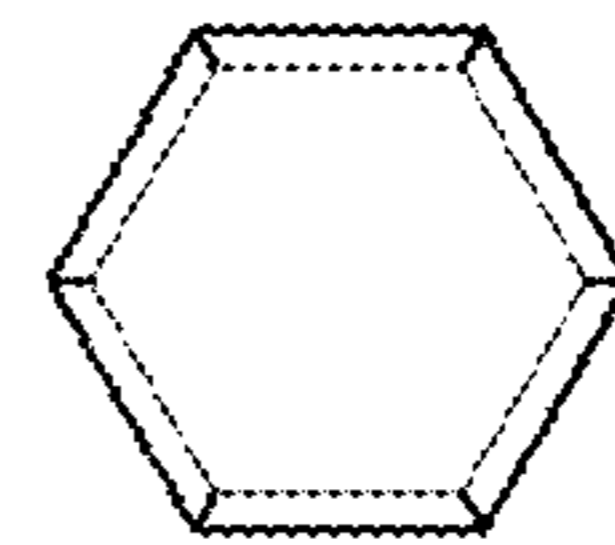


FIG. 7