



US00D753972S

(12) **United States Design Patent**
deBretton Gordon

(10) **Patent No.:** **US D753,972 S**
(45) **Date of Patent:** **** Apr. 19, 2016**

- (54) **SCISSORS**
- (71) Applicant: **Robert Welch Designs Ltd.**, Chipping
Campden, Gloucestershire (GB)
- (72) Inventor: **Iain Paul deBretton Gordon**,
Shipston-on-Stour (GB)
- (73) Assignee: **Robert Welch Designs Ltd**, Chipping
Campden, Gloucestershire (GB)
- (**) Term: **14 Years**
- (21) Appl. No.: **29/508,799**
- (22) Filed: **Nov. 11, 2014**
- (30) **Foreign Application Priority Data**
May 14, 2014 (EM) 001411946-0002
- (51) **LOC (10) Cl.** **08-07**
- (52) **U.S. Cl.**
USPC **D8/57**
- (58) **Field of Classification Search**
USPC D8/51-58; D7/693, 687, 674
CPC A01G 3/02; A01G 3/065; A61B 17/3201;
B26B 13/28; B26B 13/10
See application file for complete search history.
- (56) **References Cited**
U.S. PATENT DOCUMENTS
D305,976 S * 2/1990 Holterscheidt D8/104
D398,502 S * 9/1998 Jacquet D8/57
D413,240 S * 8/1999 Jacquet D8/57

D483,635 S *	12/2003	Silver	D8/57
D584,588 S *	1/2009	Pearson	D8/57
D614,467 S *	4/2010	Wyant	D8/57
D617,167 S *	6/2010	Trotter	D8/57
D623,494 S *	9/2010	Tsai	D8/57
D623,495 S *	9/2010	Chuang	D8/57
D648,996 S *	11/2011	Hanakawa	D8/57
D680,836 S *	4/2013	Bhasin	D8/57
D715,614 S *	10/2014	Teraguchi	D8/57
D716,123 S *	10/2014	Teraguchi	D8/57
2007/0101582 A1 *	5/2007	Escobar	B25G 1/102 30/232
2014/0290071 A1 *	10/2014	Yoshida	B26B 13/06 30/254

* cited by examiner

Primary Examiner — Deanna L Pratt

(74) *Attorney, Agent, or Firm* — MacMillan Sobanski & Todd, LLC

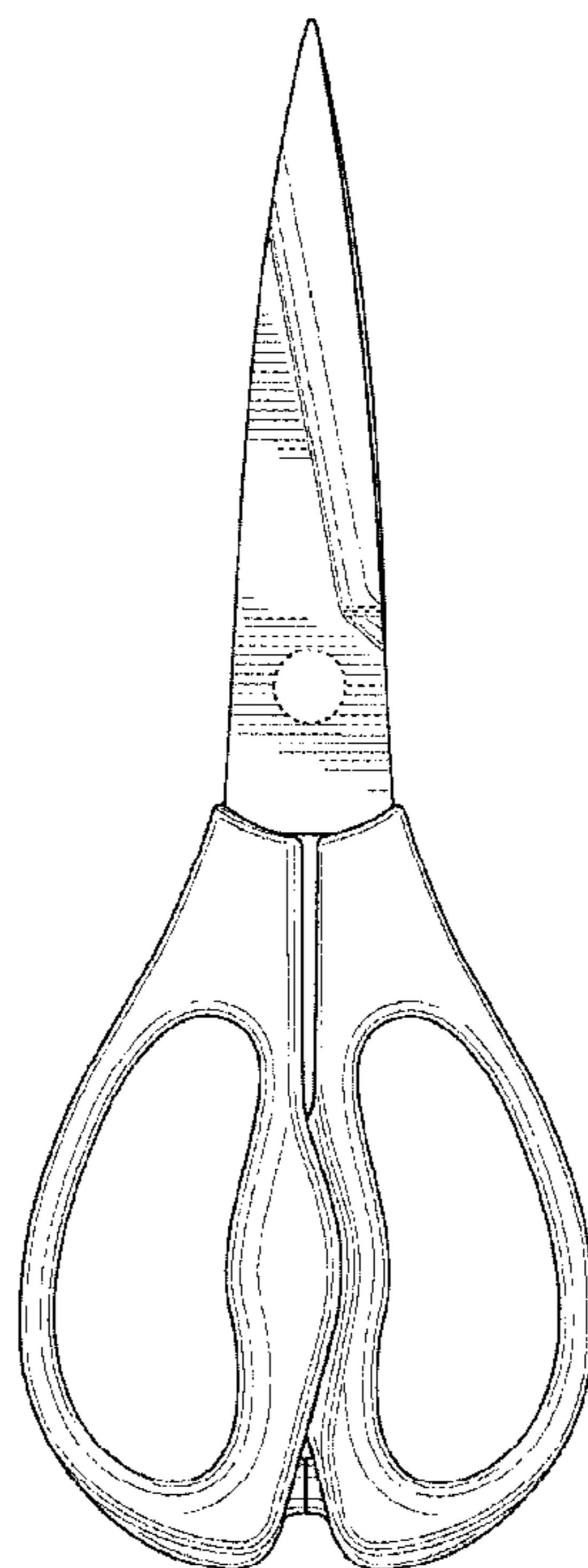
(57) **CLAIM**

The ornamental design for a scissors, as shown and described.

DESCRIPTION

FIG. 1 is a perspective view as seen from the front right side of a scissors showing my new design;
 FIG. 2 is a front elevational view thereof;
 FIG. 3 is a rear elevational view thereof;
 FIG. 4 is a right side view thereof;
 FIG. 5 is a left side view thereof;
 FIG. 6 is a bottom view thereof; and,
 FIG. 7 is a top view thereof.
 The portions of the scissors shown in broken lines form no part of the claimed design.

1 Claim, 6 Drawing Sheets



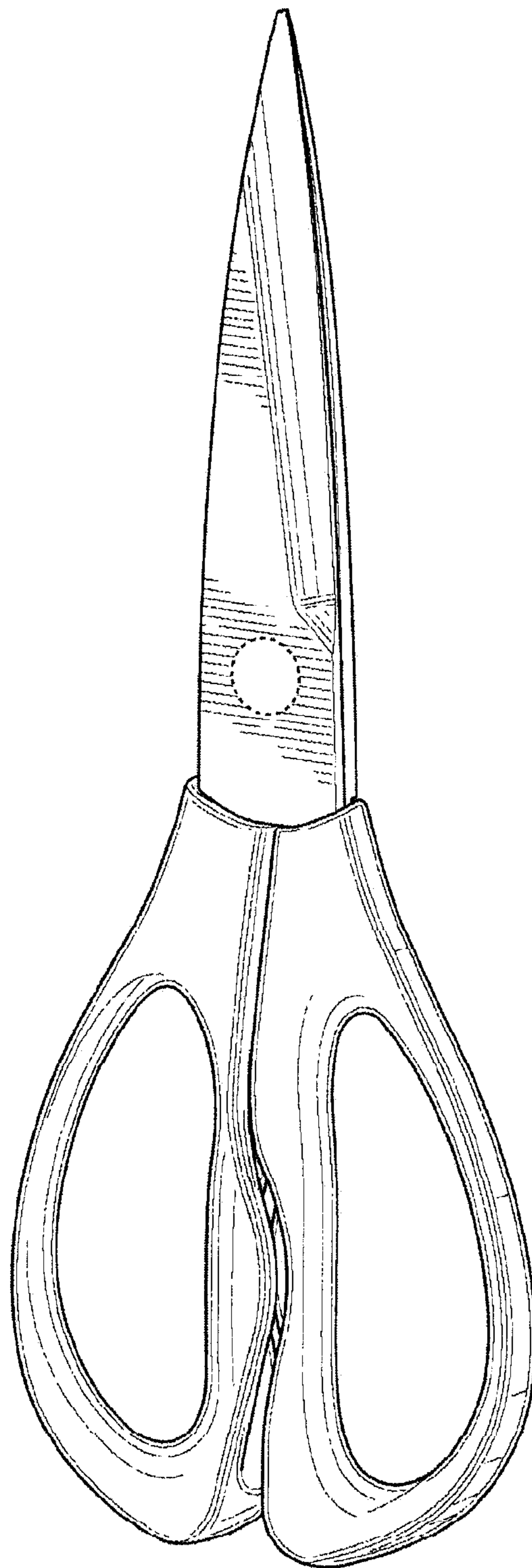


FIG. 1

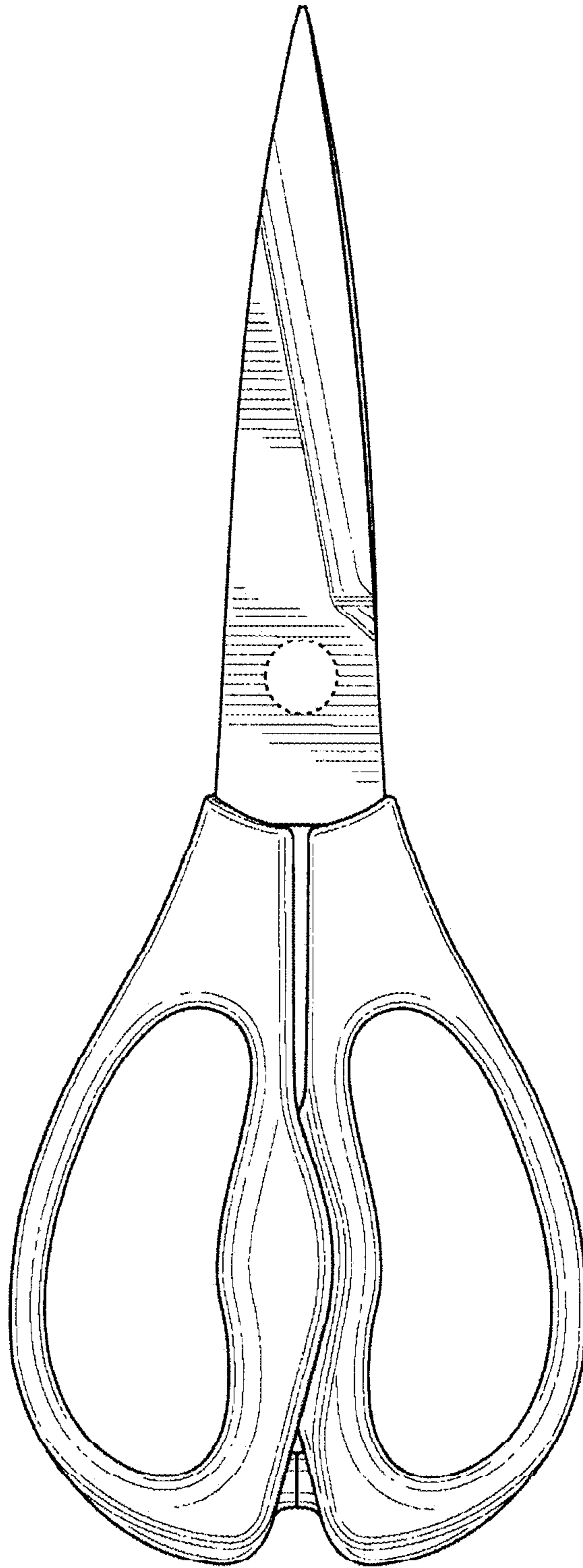


FIG. 2

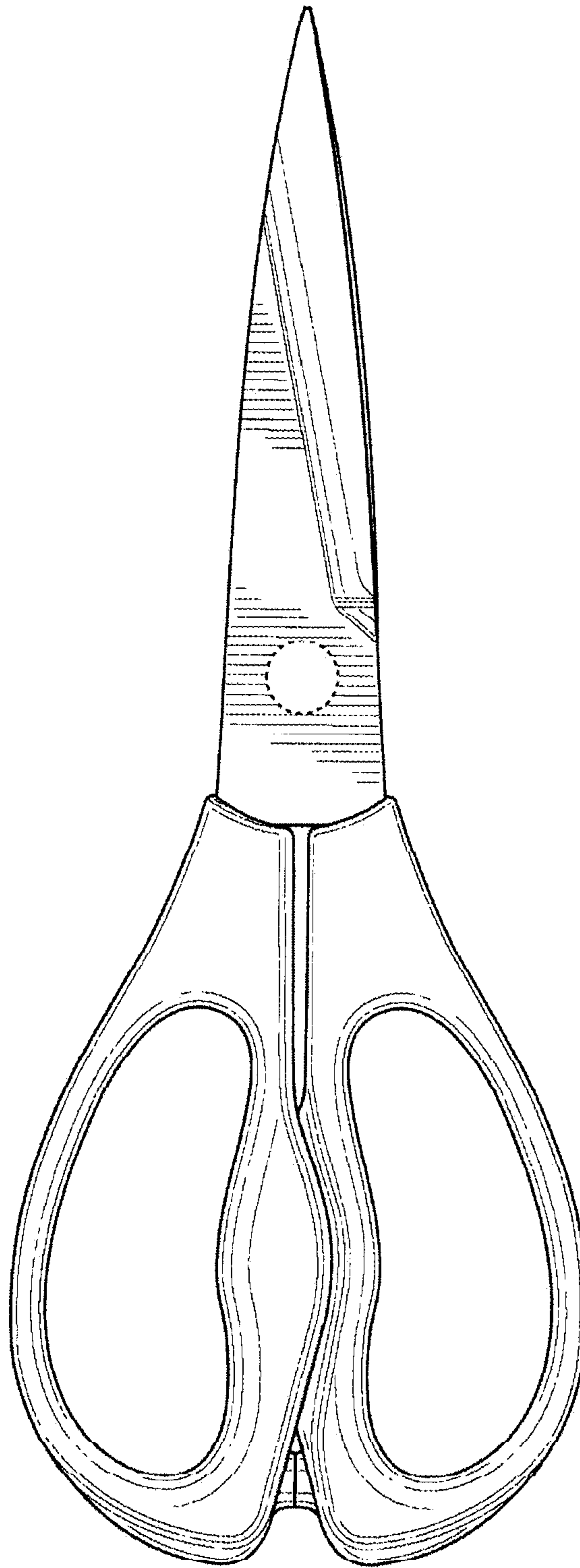


FIG. 3

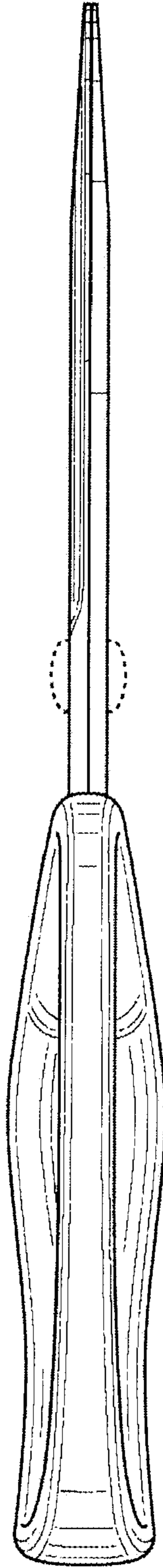


FIG. 4

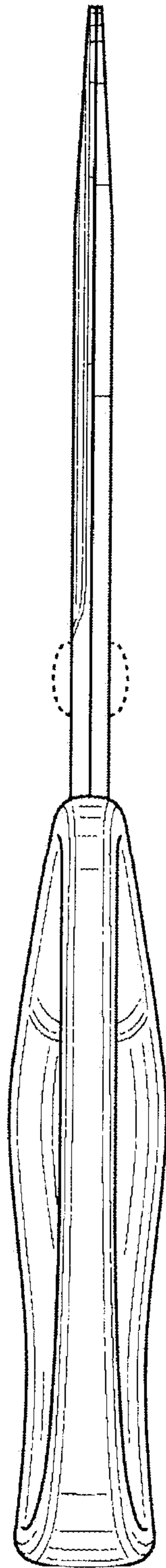


FIG. 5

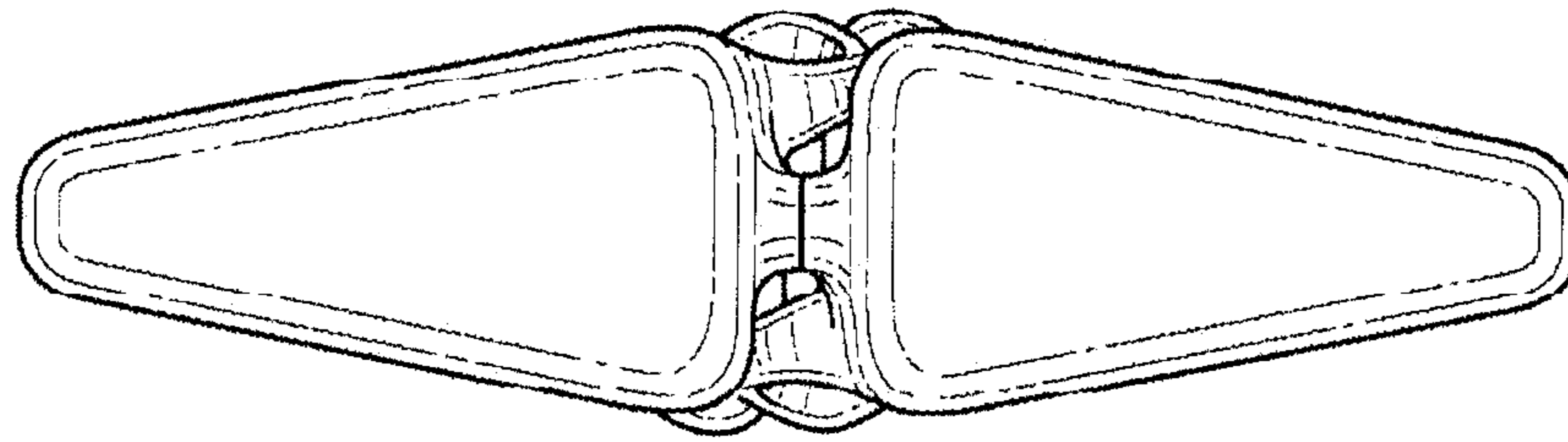


FIG. 6

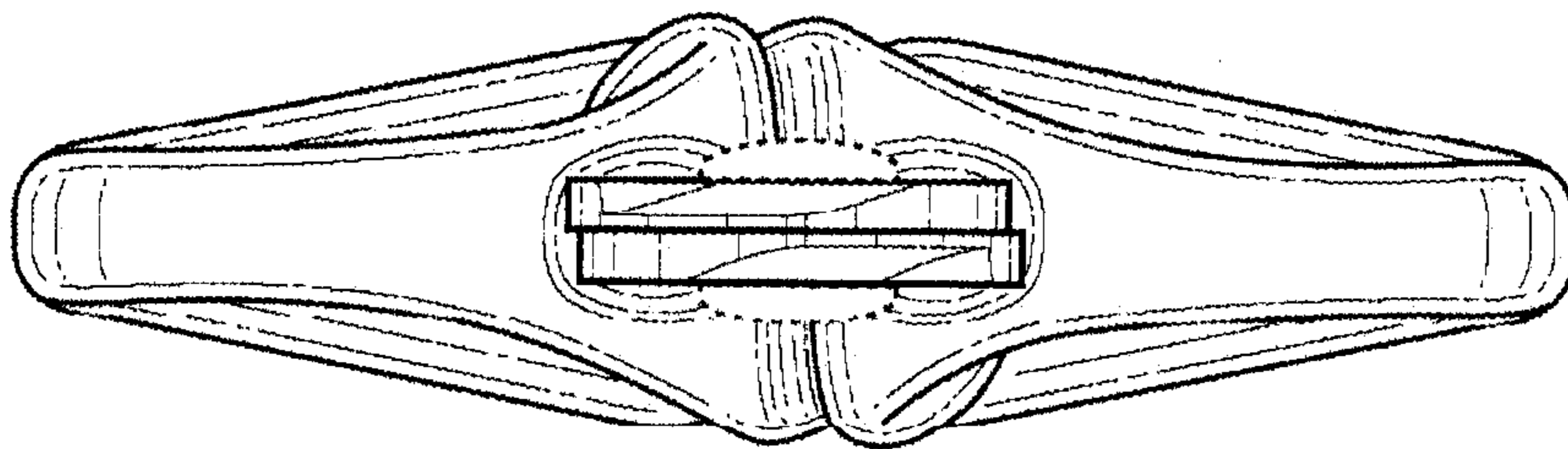


FIG. 7