



US00D753961S

(12) **United States Design Patent**
Leopold

(10) **Patent No.:** **US D753,961 S**
(45) **Date of Patent:** **** Apr. 19, 2016**

(54) **SET OF ARCHED FLATWARE EATING UTENSILS**

(71) Applicant: **Daniel Leopold**, New York, NY (US)

(72) Inventor: **Daniel Leopold**, New York, NY (US)

(**) Term: **14 Years**

(21) Appl. No.: **29/487,927**

(22) Filed: **Apr. 14, 2014**

(51) **LOC (10) Cl.** **07-03**

(52) **U.S. Cl.**
USPC **D7/645; D7/653**

(58) **Field of Classification Search**
USPC D7/368, 401.2, 642-645, 653-664, 669, D7/675-677, 683, 688-689, 691; D8/107, D8/300-301; D22/117-118
CPC A01D 9/02; A01D 9/04; A01D 9/06; A47G 21/00; A47G 21/004; A47G 21/005; A47G 21/02; A47G 21/023; A47G 21/04; A47G 21/06; A47G 21/08; A47J 43/28; A47J 43/281; A47J 43/282; A61F 13/10; A61J 7/0023; B25G 1/00; B25G 1/01; B25G 1/02; B25G 3/00; B65D 75/56; B65D 75/563; B65D 75/566; B67B 7/00; B67B 7/724; B67B 7/73

See application file for complete search history.

(56) **References Cited**

U.S. PATENT DOCUMENTS

1,347,307 A	7/1920	Thomas	
1,528,679 A *	3/1925	MacLeod	30/129
2,185,942 A	1/1940	Wiliam	
2,423,487 A	7/1947	Daboul	
D302,776 S	8/1989	Hiscott	
D306,115 S	2/1990	Zimmerman	
D307,095 S	4/1990	Juergens	
D395,098 S	6/1998	Moore	

D396,389 S	7/1998	Durbin	
5,904,250 A	5/1999	De Schutter	
D413,772 S	9/1999	Durbin	
D432,875 S	10/2000	Begley	
D443,186 S	6/2001	Kaposi	
D463,720 S	10/2002	Rorke	
D513,689 S	1/2006	Bodum	
D514,898 S *	2/2006	Poupel	D7/653
D536,222 S	2/2007	Heiberg	
D551,519 S	9/2007	Claramunt	
D551,913 S *	10/2007	Kasper	D7/653
D578,357 S	10/2008	Shane-Schuldt	
D584,573 S *	1/2009	Miller	D7/653
D585,246 S *	1/2009	Miller	D7/653
D592,465 S	5/2009	Coppo	
D594,274 S	6/2009	McKenzie	
D625,153 S	10/2010	Gallop	
D629,659 S	12/2010	Williams	
D659,486 S	5/2012	Williams	
D671,801 S	12/2012	He	
D681,401 S *	5/2013	Donovan	D7/653

(Continued)

Primary Examiner — Ricky Pham

(74) *Attorney, Agent, or Firm* — Baker Hostetler LLP

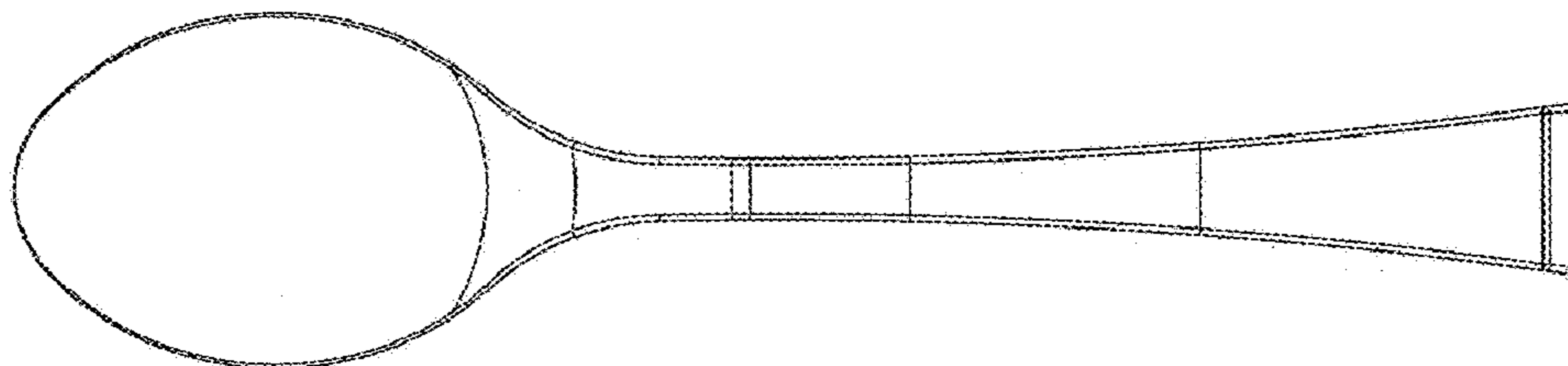
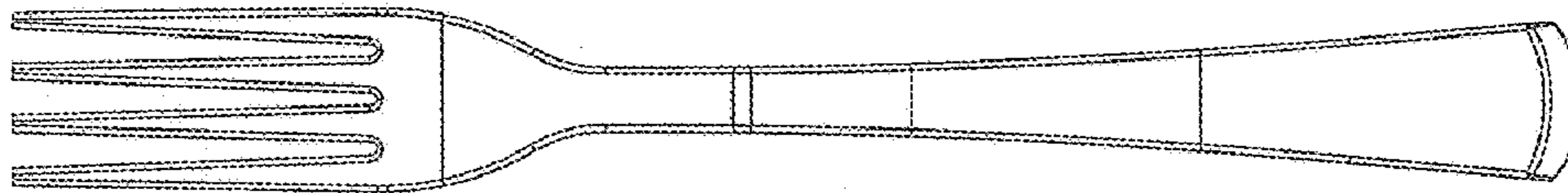
(57) **CLAIM**

The ornamental design for a set of arched flatware eating utensils, as shown and described.

DESCRIPTION

FIG. 1(a) is a top view of one eating utensil of the present invention representing a fork;
FIG. 1(b) is a side view of the fork shown in FIG. 1(a).
FIG. 2(a) is a top view of the another eating utensil of the present invention representing a spoon;
FIG. 2(b) is a side view of the spoon shown in FIG. 2(a);
FIG. 3(a) is a top view of yet another eating utensil of the present invention representing a knife; and,
FIG. 3(b) is a side view of the knife shown in FIG. 3(a).
The bottom view of each of the above utensils is the mirror image of the top view.

1 Claim, 3 Drawing Sheets



US D753,961 S

Page 2

(56)

References Cited

U.S. PATENT DOCUMENTS

D705,006 S * 5/2014 Dicocco D7/401.2
D706,078 S * 6/2014 Shane-Schuldt D7/401.2
D712,207 S 9/2014 Donovan

D722,839 S * 2/2015 Donovan D7/653
D723,342 S * 3/2015 Donovan D7/653
2007/0214650 A1 9/2007 Tomazini
2013/0133207 A1 5/2013 Donovan

* cited by examiner

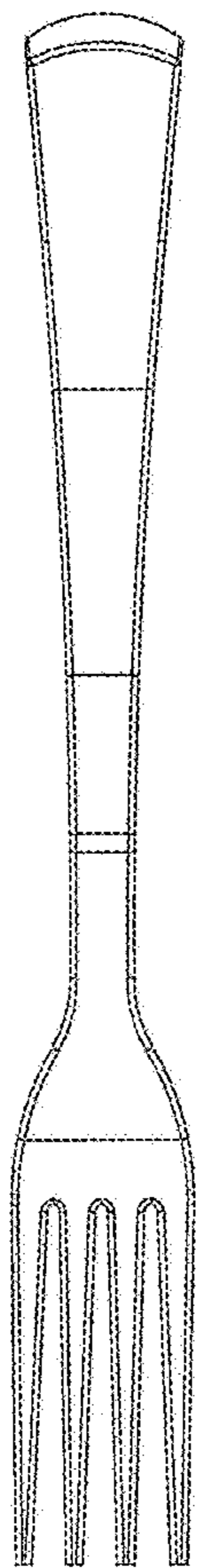


Fig 1(a)



Fig 1(b)

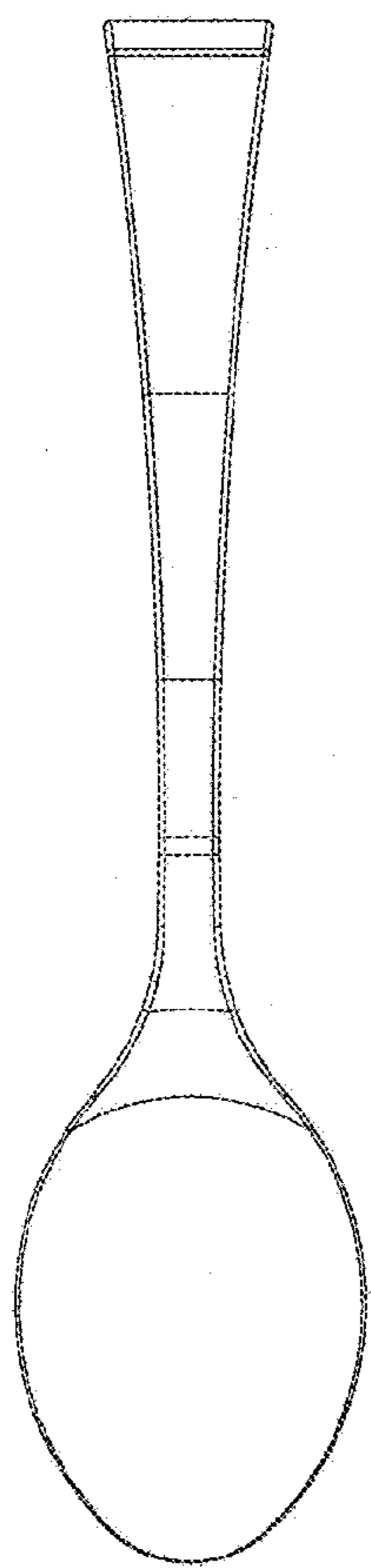


Fig 2 (a)



Fig 2 (b)

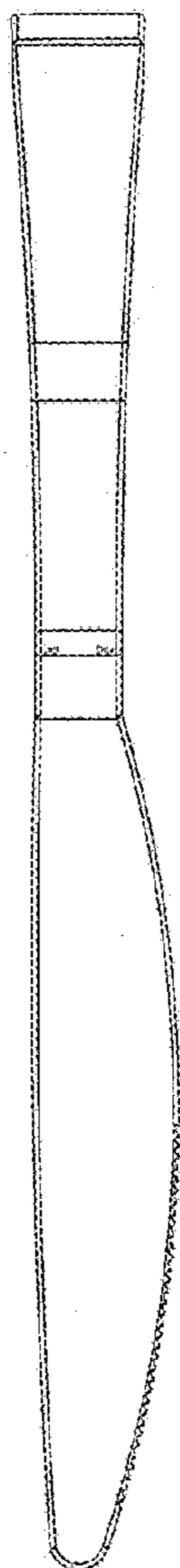


Fig 2(a)

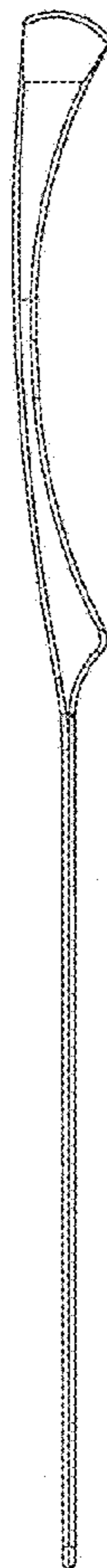


Fig 2(b)