



US00D753936S

(12) **United States Design Patent**
Roberts et al.

(10) **Patent No.:** **US D753,936 S**
(45) **Date of Patent:** **** Apr. 19, 2016**

- (54) **RAPID ASSEMBLY SUPPORT STRUCTURE**
- (71) Applicant: **Oddello Industries, LLC**, Morristown, TN (US)
- (72) Inventors: **Thomas A. Roberts**, Dandridge, TN (US); **Shawn M. Parella**, Morristown, TN (US)
- (73) Assignee: **Oddello Industries, LLC**, Morristown, TN (US)
- (**) Term: **14 Years**
- (21) Appl. No.: **29/498,528**
- (22) Filed: **Aug. 5, 2014**
- (51) **LOC (10) Cl.** **09-09**
- (52) **U.S. Cl.**
USPC **D6/606; D8/354**
- (58) **Field of Classification Search**
USPC D8/349, 354; D9/433; D6/606, 382, D6/383, 329; D21/698, 803, 809; 5/630, 5/632, 633, 636, 637, 639, 644, 646, 652, 5/655, 655.3, 655.9, 690, 696, 702, 705, 5/706, 716, 717, 718, 727-730, 740; 108/51.3, 56.3, 901, 902, 160, 56.1, 108/57.17
CPC B65D 19/0002; B65D 19/00; B65D 2519/00398; B65D 2519/00587; B65D 2519/00323; B65D 2519/00402; B65D 2519/00646; B65D 2519/00592; B65D 2519/00502; A47C 19/025; A47C 19/202; A47C 19/005; A47C 19/021; E02D 27/32
See application file for complete search history.

- (56) **References Cited**
U.S. PATENT DOCUMENTS
3,913,154 A * 10/1975 Sweeney A47C 19/021 108/51.3
4,352,217 A * 10/1982 O'Rourke A47C 27/085 5/400
5,285,732 A * 2/1994 Gottlieb B65D 19/0018 108/51.3

- 5,345,628 A * 9/1994 Keefer A47C 27/085 156/250
- 5,701,653 A * 12/1997 Rupe A47C 19/021 29/432
- 5,728,478 A * 3/1998 Wilson A47C 19/005 206/45.21
- D449,218 S * 10/2001 Vrame D8/354
- 6,493,887 B1 * 12/2002 DeFranks A47C 23/007 5/254
- D531,010 S * 10/2006 Vrame D8/354
- 7,703,155 B1 * 4/2010 Roberts A47C 19/005 403/231
- 7,784,122 B2 * 8/2010 Oh A47C 19/005 5/174
- D632,948 S * 2/2011 Travis D8/354
- 7,900,300 B1 * 3/2011 Roberts A47C 19/005 403/231
- 8,042,205 B2 * 10/2011 Schulz, Jr. A47C 19/005 5/200.1
- 8,122,537 B1 * 2/2012 Roberts A47C 19/005 403/231
- D673,800 S * 1/2013 Young D6/606
- D673,801 S * 1/2013 Young D6/606
- 8,584,277 B1 * 11/2013 Roberts A47C 19/005 5/1

(Continued)

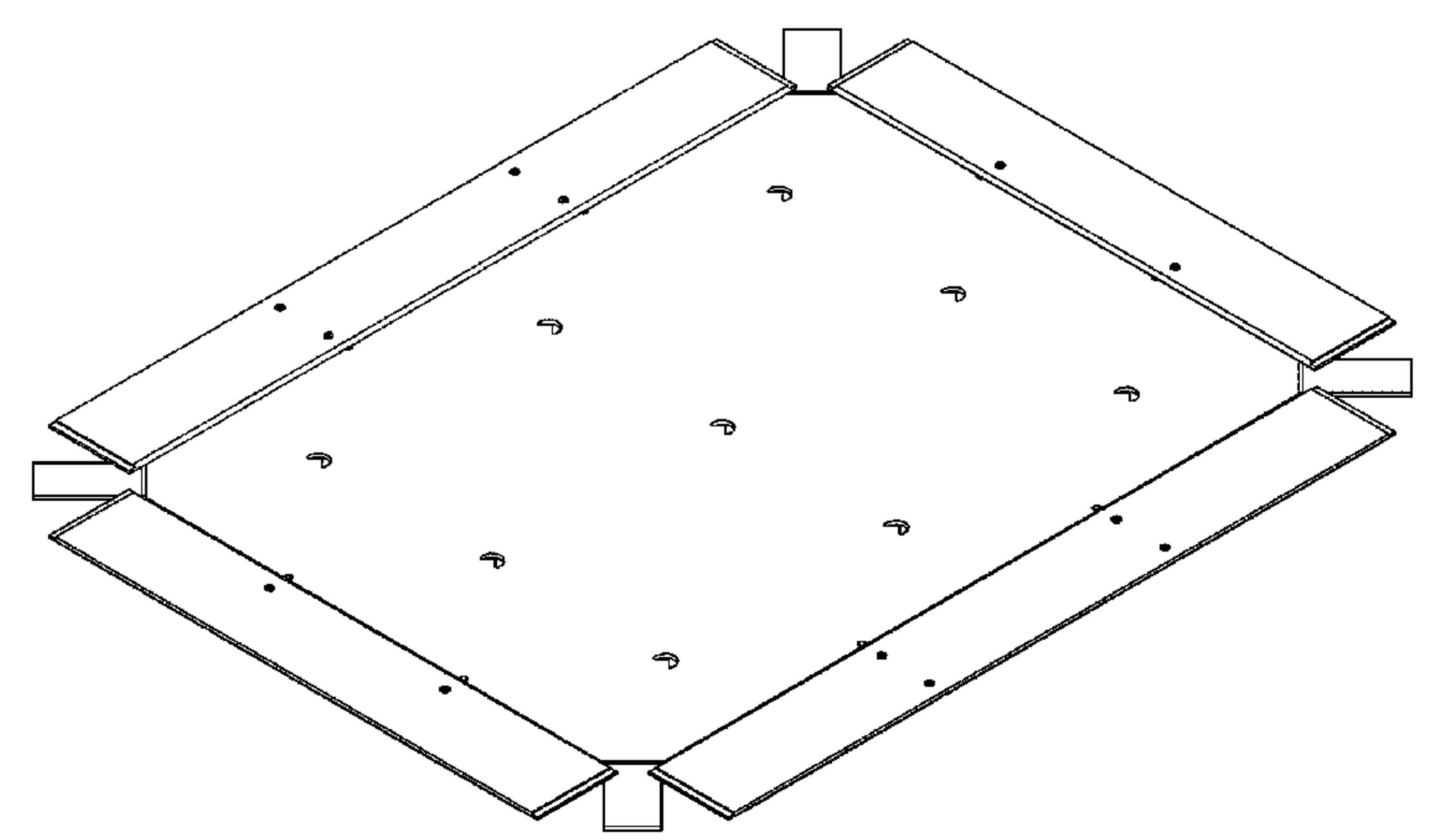
Primary Examiner — Mark Goodwin
(74) *Attorney, Agent, or Firm* — Shaddock Law Group, PC

(57) **CLAIM**
The ornamental design for a rapid assembly support structure, as shown and described.

DESCRIPTION

FIG. 1 is a top, left perspective view of a first exemplary embodiment of the rapid assembly support structure, showing our new design;
FIG. 2 is a bottom, right perspective view thereof;
FIG. 3 is a top view thereof;
FIG. 4 is a bottom view thereof;
FIG. 5 is a right view thereof;
FIG. 6 is a left view thereof;
FIG. 7 is a front view thereof; and,
FIG. 8 is a rear view thereof.

1 Claim, 5 Drawing Sheets



US D753,936 S

Page 2

(56)

References Cited

U.S. PATENT DOCUMENTS

D697,337 S *	1/2014	Young	D6/596	2005/0235417 A1*	10/2005	Koughan	A47C 19/005 5/400
9,080,304 B1 *	7/2015	Roberts	E02D 27/32	2008/0235868 A1*	10/2008	Snitzer	A47C 19/005 5/201
9,139,332 B1 *	9/2015	Roberts	B65D 19/0002	2010/0175187 A1*	7/2010	Hall	A47C 19/005 5/400
2005/0028274 A1*	2/2005	Hooper, Jr.	A47C 19/025 5/400	2011/0203050 A1*	8/2011	Rogers	A47C 19/025 5/285

* cited by examiner

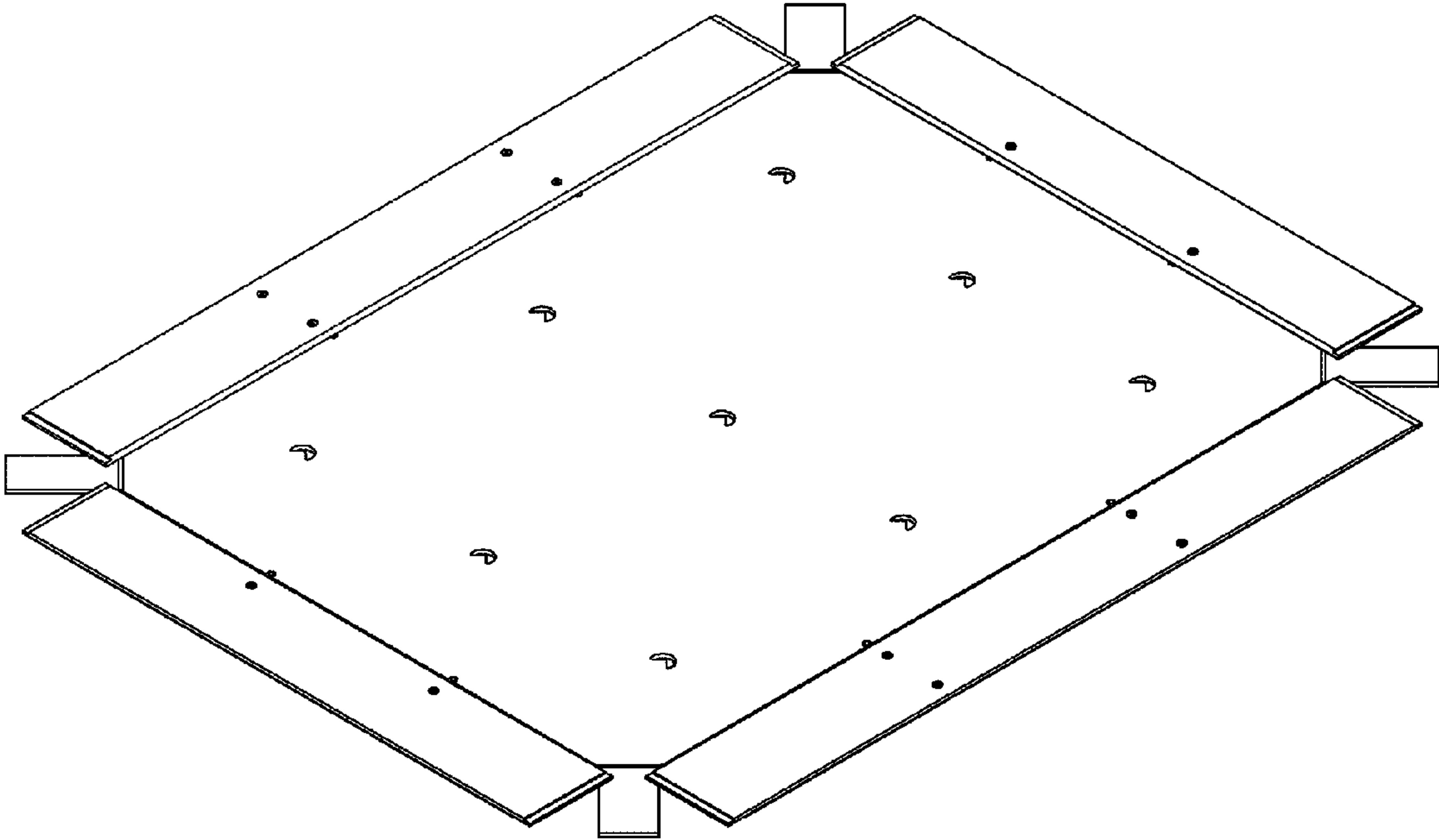


FIG. 1

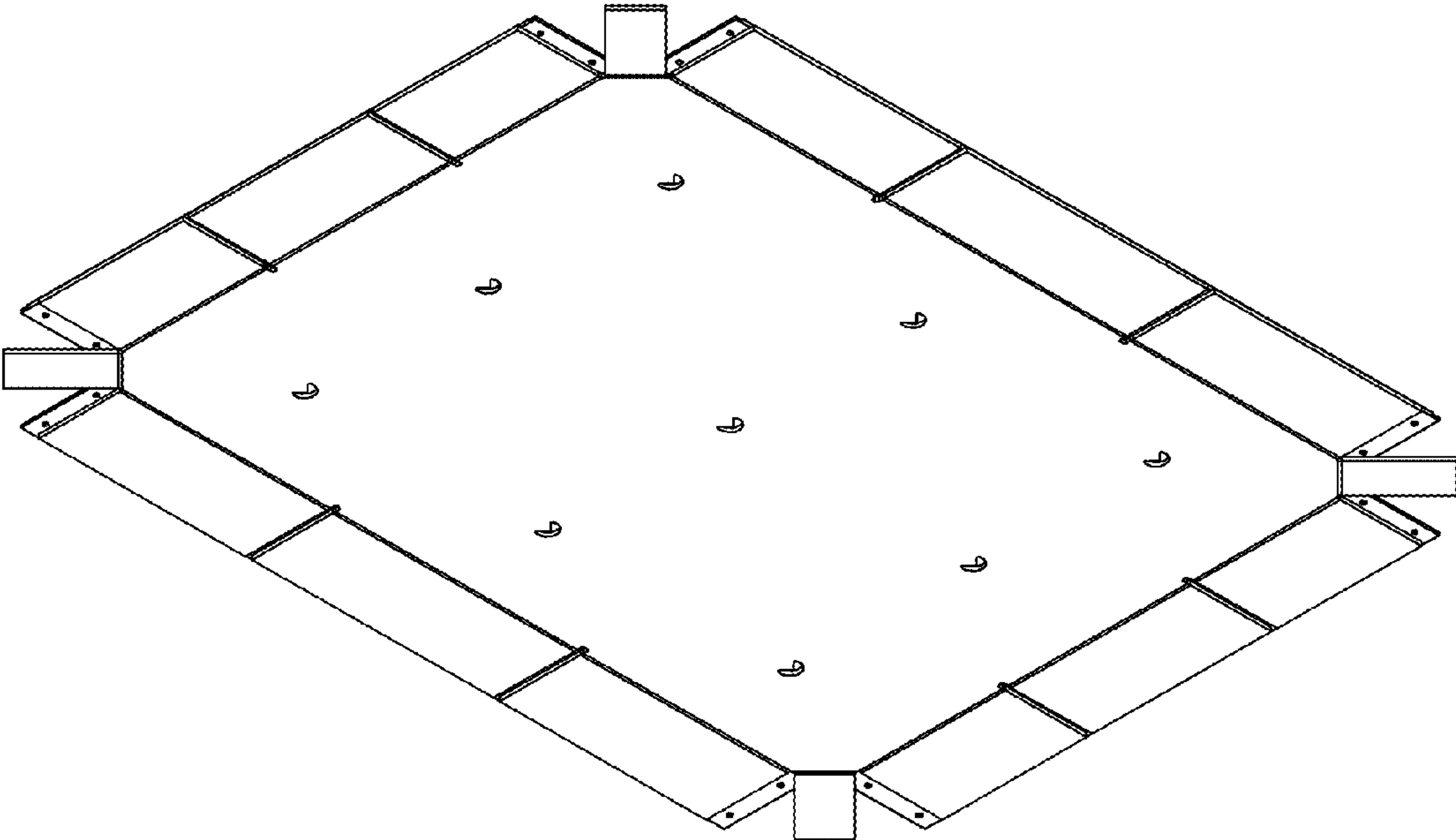


FIG. 2

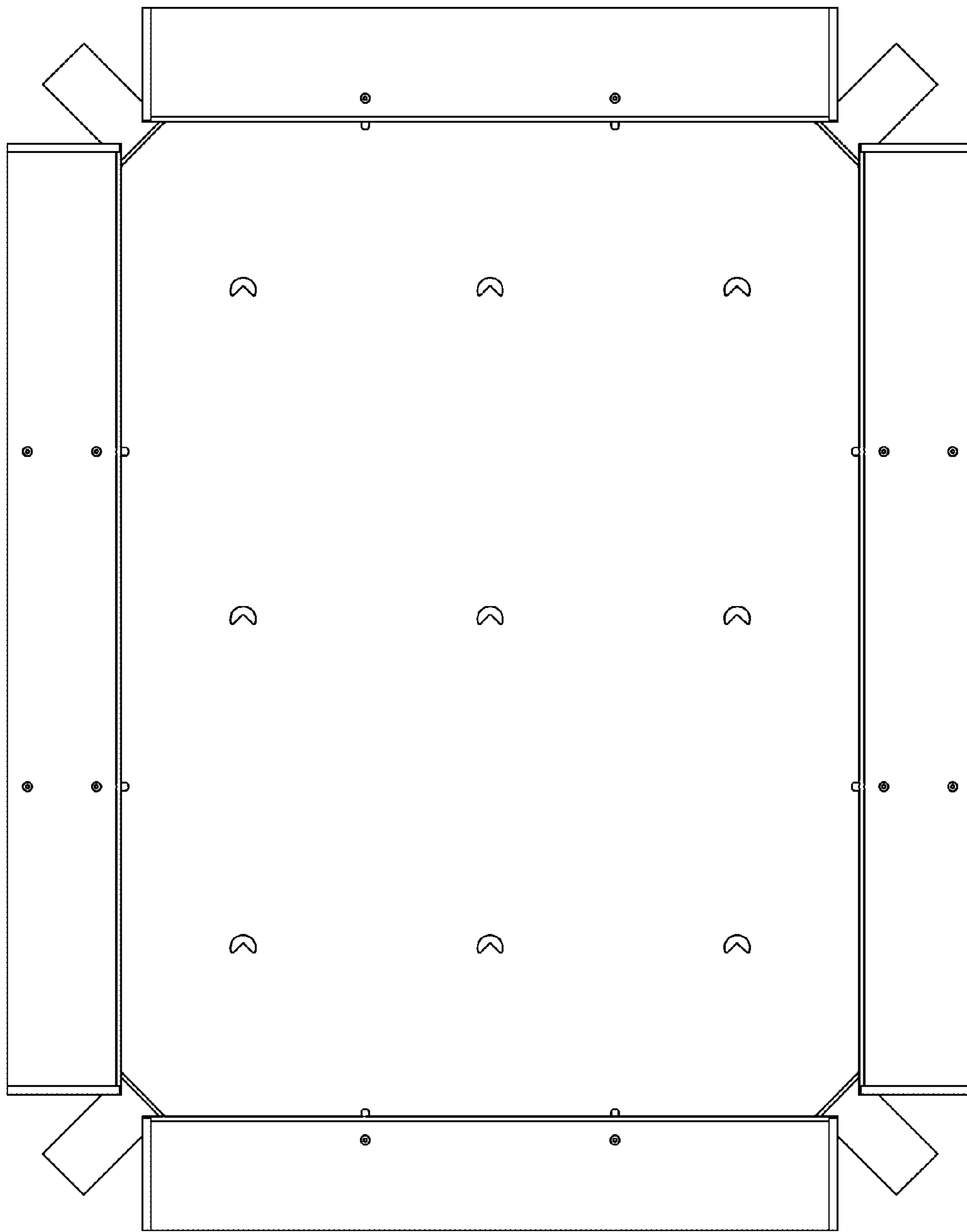


FIG. 3

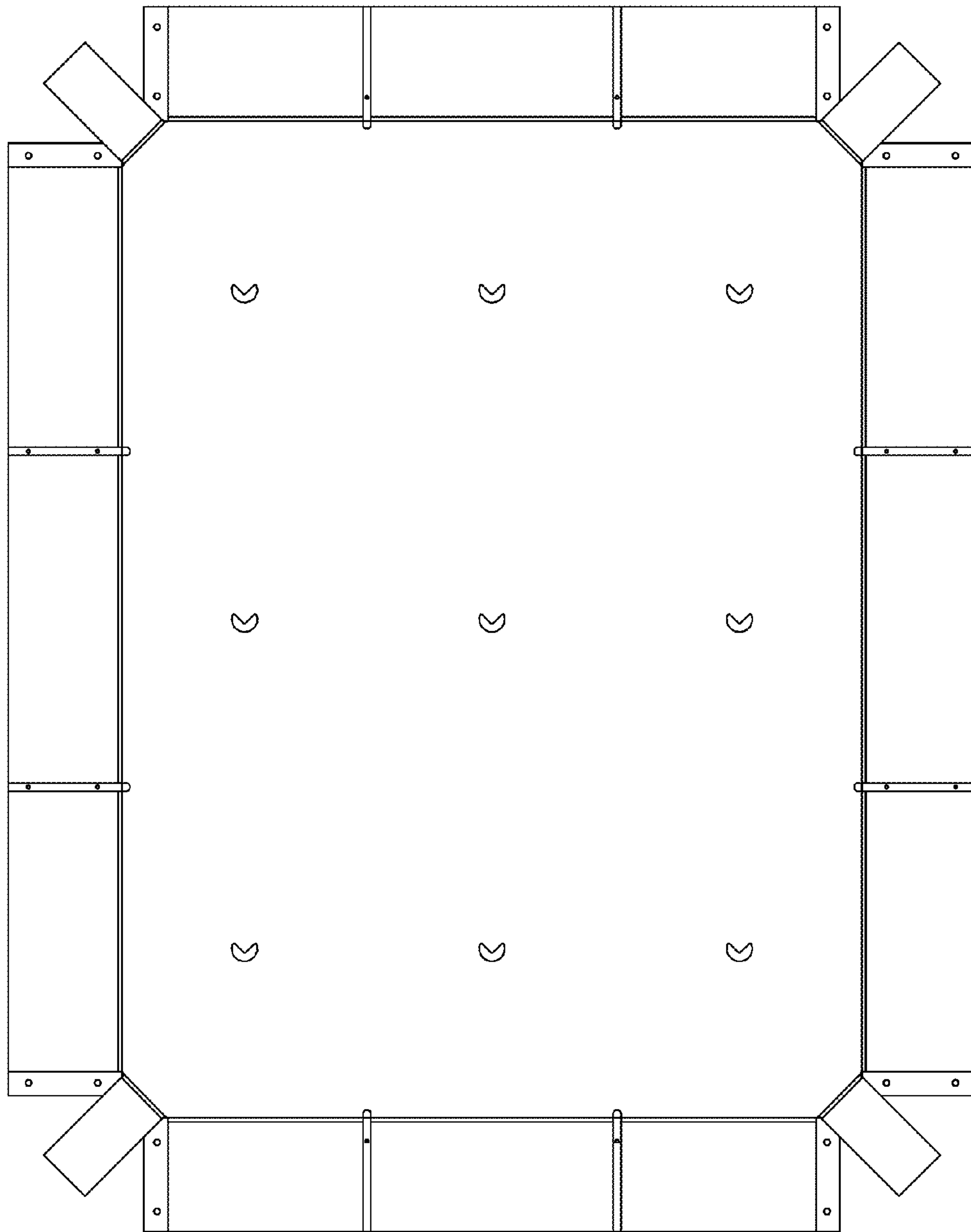


FIG. 4

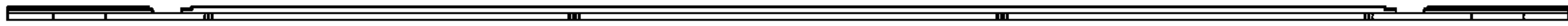


FIG. 5

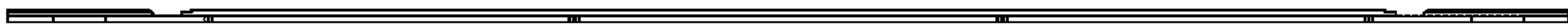


FIG. 6




FIG. 7




FIG. 8