



US00D753934S

(12) **United States Design Patent**
Daeseleire

(10) **Patent No.:** **US D753,934 S**
(45) **Date of Patent:** **** Apr. 19, 2016**

(54) **MATTRESS**

(71) Applicant: **Bruno Daeseleire**, Brasschaat (BE)

(72) Inventor: **Bruno Daeseleire**, Brasschaat (BE)

(**) Term: **14 Years**

(21) Appl. No.: **29/478,213**

(22) Filed: **Jan. 2, 2014**

(30) **Foreign Application Priority Data**

Jul. 3, 2013 (EP) 002267716-0001

(51) **LOC (10) CL.** **06-09**

(52) **U.S. Cl.**

USPC **D6/605**

(58) **Field of Classification Search**

USPC D6/382, 383, 391, 393, 394, 395, 406.6,
D6/583, 595, 596, 601, 602, 603, 604, 605,
D6/606, 607, 622, 690; D5/53, 55, 57, 58,
D5/60; 5/500, 665, 668, 675, 677, 689,
5/690, 691, 693, 696, 706, 710, 713;
112/117, 176, 401, 416, 418; 428/138,
428/141, 187

CPC A47C 27/04; A47C 27/045; A47C 27/06;
A47C 27/053; A47C 27/056

See application file for complete search history.

(56) **References Cited**

U.S. PATENT DOCUMENTS

2,400,731 A * 5/1946 Armstrong 5/500
2,586,031 A * 2/1952 Hahne 5/485
2,916,087 A * 12/1959 Laitur 267/104
D188,483 S * 8/1960 Koenigsberg D6/605
3,020,566 A * 2/1962 Anderson et al. 5/497
3,235,891 A * 2/1966 Chadel et al. 5/109

3,654,059 A * 4/1972 Zisblatt 428/41.5
3,940,812 A * 3/1976 DiForti et al. 112/418
4,790,519 A * 12/1988 Stewart 267/106
5,603,132 A * 2/1997 Zafiroglu 5/497
5,782,190 A * 7/1998 Porter et al. 112/176
5,896,605 A * 4/1999 Branman 5/716
5,970,544 A * 10/1999 Kardell 5/499
6,253,398 B1 * 7/2001 Yim 5/499
D612,630 S * 3/2010 Coleman D6/393
7,818,841 B2 * 10/2010 Happel 5/691
D677,961 S * 3/2013 McKee D6/595
2005/0166319 A1 * 8/2005 Lamke 5/413 AM
2006/0046591 A1 * 3/2006 Hairston et al. 442/59
2006/0075569 A1 * 4/2006 Giori et al. 5/709
2007/0283497 A1 * 12/2007 McCain 5/691
2009/0044337 A1 * 2/2009 McKee 5/496
2010/0192298 A1 * 8/2010 Michaelis et al. 5/413 R
2011/0094039 A1 * 4/2011 Tervo et al. 5/691
2011/0311603 A1 * 12/2011 Lucas 424/411

* cited by examiner

Primary Examiner — Eric Goodman

Assistant Examiner — Bao-Yen Nguyen

(74) *Attorney, Agent, or Firm* — Sughrue Mion, PLLC

(57)

CLAIM

The ornamental design for a mattress, as shown and described.

DESCRIPTION

FIG. 1 is a perspective view of the front and right side of a mattress showing my new design;

FIG. 2 is another perspective view showing the top cover detached from the mattress;

FIG. 3 is a top plan view thereof;

FIG. 4 is a front elevational view thereof;

FIG. 5 is a left side elevational view thereof; and,

FIG. 6 is a right side elevational view thereof.

1 Claim, 6 Drawing Sheets





FIG. 1



FIG. 2




FIG. 3



FIG. 4

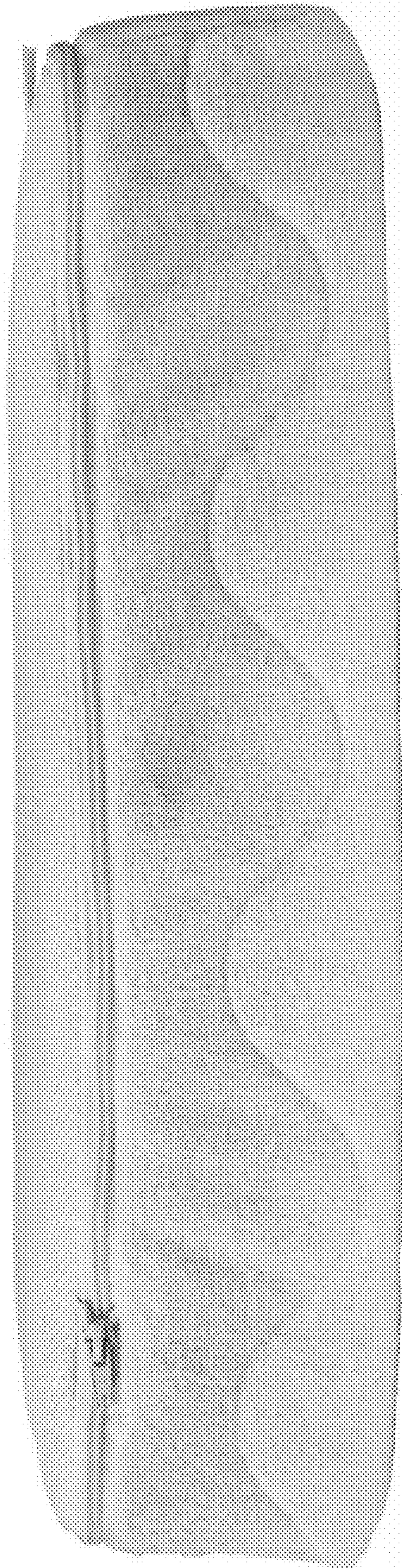


FIG. 5

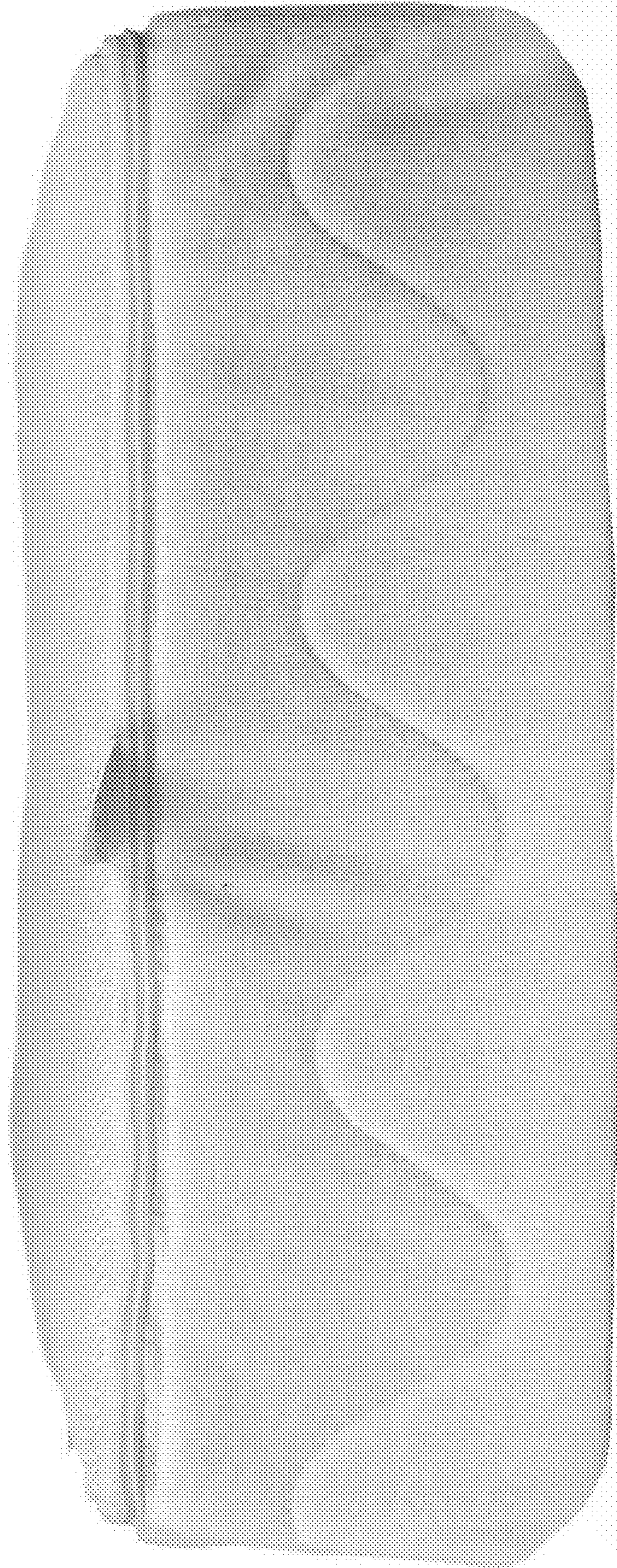


FIG. 6