



US00D753926S

(12) **United States Design Patent**
Smith et al.

(10) **Patent No.:** **US D753,926 S**
(45) **Date of Patent:** **** Apr. 19, 2016**

- (54) **SADDLE**
- (71) Applicant: **BROOKS ENGLAND LTD.,**
Birmingham (GB)
- (72) Inventors: **John Wallace Smith,** San Francisco, CA
(US); **Thomas Dieter Christian**
Overthun, San Francisco, CA (US)
- (73) Assignee: **BROOKS ENGLAND LTD.,**
Birmingham (GB)
- (**) Term: **14 Years**
- (21) Appl. No.: **29/500,924**
- (22) Filed: **Aug. 29, 2014**

Related U.S. Application Data

- (62) Division of application No. 29/470,641, filed on Oct. 23, 2013, now Pat. No. Des. 718,543.

(30) **Foreign Application Priority Data**

- Apr. 24, 2013 (EM) 2226613
- (51) **LOC (10) Cl.** **12-11**
- (52) **U.S. Cl.**
USPC **D6/354**
- (58) **Field of Classification Search**
USPC D6/354, 340; D12/111, 112
CPC B62J 1/005; B62J 1/002; B62J 1/26;
B62J 1/00; B62J 1/007; B62J 1/02; B62J
1/04; B62J 1/06; B62J 1/08
See application file for complete search history.

(56) **References Cited**

U.S. PATENT DOCUMENTS

- D306,378 S 3/1990 Bernardi
- 5,286,082 A 2/1994 Hanson
- 5,356,205 A 10/1994 Calvert et al.

- D407,910 S 4/1999 Terry
- D412,791 S * 8/1999 Tsai D6/354
- D431,919 S 10/2000 Bontrager
- D456,157 S * 4/2002 Yates D6/354
- 6,669,283 B2 * 12/2003 Yu B62J 1/00
297/201
- 6,739,656 B2 * 5/2004 Yu B62J 1/00
297/197
- D502,609 S 3/2005 Tonin
- 7,341,308 B2 3/2008 Milton
- 7,367,619 B2 5/2008 Fregonese et al.
- 7,441,836 B2 10/2008 Chen et al.
- 7,552,967 B2 * 6/2009 Hung B62J 1/002
280/288.4
- D639,573 S 6/2011 Bertoncello
- D640,879 S * 7/2011 Curran D6/354

(Continued)

OTHER PUBLICATIONS

Rivet Cycle Works, captured Mar. 6, 2012 Wayback Machine, [online], [site visited Jun. 11, 2014]. Available from Internet, <URL:http://web.archive.org/web/20120306223426/http://rivetcycleworks.com/>.

Primary Examiner — George D Kirschbaum

Assistant Examiner — Jennifer Watkins

(74) *Attorney, Agent, or Firm* — Birch, Stewart, Kolasch & Birch, LLP


(57) **CLAIM**

The ornamental design for a saddle, as shown and described.

DESCRIPTION

FIG. 1 is a left, top, front perspective view of a saddle showing my new design;
FIG. 2 is a front view thereof;
FIG. 3 is a left view thereof;
FIG. 4 is a right side view thereof;
FIG. 5 is a top view thereof;
FIG. 6 is a rear view thereof; and,
FIG. 7 is a bottom view thereof.

1 Claim, 4 Drawing Sheets



(56)

References Cited

U.S. PATENT DOCUMENTS

8,308,234 B2	11/2012	Segato	2004/0090096 A1	5/2004	Bigolin	
D718,543 S *	12/2014	Smith	2005/0121951 A1 *	6/2005	Yu	B62J 1/00
8,919,875 B2 *	12/2014	Yu				297/195.1
			2005/0236875 A1	10/2005	Milton	
9,073,593 B1 *	7/2015	Kuhl	2007/0210624 A1	9/2007	Chen et al.	
D741,074 S *	10/2015	Huan	2010/0225148 A1 *	9/2010	Segato	B62J 1/00
						297/195.1

* cited by examiner



FIG. 1




FIG. 2




FIG. 3




FIG. 4




FIG. 5

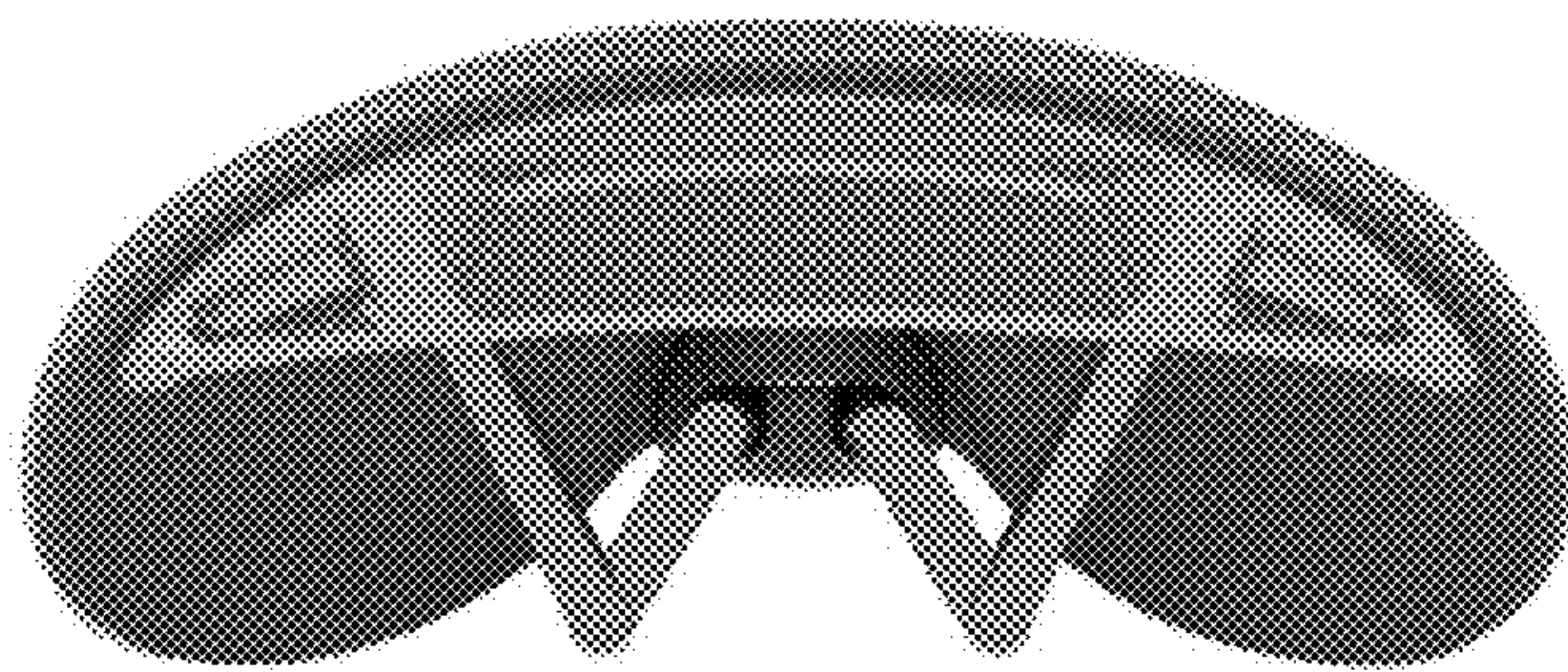


FIG. 6




FIG. 7