

US00D753910S

(12) **United States Design Patent**  
**Shahroudi et al.**

(10) **Patent No.:** **US D753,910 S**  
(45) **Date of Patent:** **\*\* Apr. 19, 2016**

(54) **TABLET HOLDER FOR BACKPACK**

(71) Applicants: **David H. Shahroudi**, Jeffersonville, IN  
(US); **David B. Shahroudi**,  
Jeffersonville, IN (US)

(72) Inventors: **David H. Shahroudi**, Jeffersonville, IN  
(US); **David B. Shahroudi**,  
Jeffersonville, IN (US)

(\*\*) Term: **14 Years**

(21) Appl. No.: **29/452,983**

(22) Filed: **Apr. 24, 2013**

(51) **LOC (10) Cl.** ..... **03-01**

(52) **U.S. Cl.**  
USPC ..... **D3/215**

(58) **Field of Classification Search**  
USPC ..... D3/215, 216–218, 224, 267, 289, 301;  
206/305, 320, 477–483, 521, 523;  
224/257–258, 260, 265, 578–579;  
455/575.6, 575.8–575.9; 361/679.55  
See application file for complete search history.

(56) **References Cited**

**U.S. PATENT DOCUMENTS**

6,209,769 B1 \* 4/2001 Seals et al. .... 224/583  
D496,785 S \* 10/2004 Hussaini et al. .... D3/218

7,778,026 B2 \* 8/2010 Mitchell ..... 361/679.55  
8,616,423 B2 \* 12/2013 Wizikowski ..... 224/218  
D697,708 S \* 1/2014 Denzer et al. .... D3/215  
8,668,122 B2 \* 3/2014 Case et al. .... 224/218  
D703,946 S \* 5/2014 Tweedie ..... D3/216  
8,789,731 B2 \* 7/2014 Hart ..... 224/257  
2008/0043416 A1 \* 2/2008 Narayan ..... 361/683  
2009/0219677 A1 \* 9/2009 Mori et al. .... 361/679.03

\* cited by examiner

*Primary Examiner* — Catheri Oliver-Garcia

(74) *Attorney, Agent, or Firm* — Wyatt, Tarrant & Combs,  
LLP; Stephen C. Hall

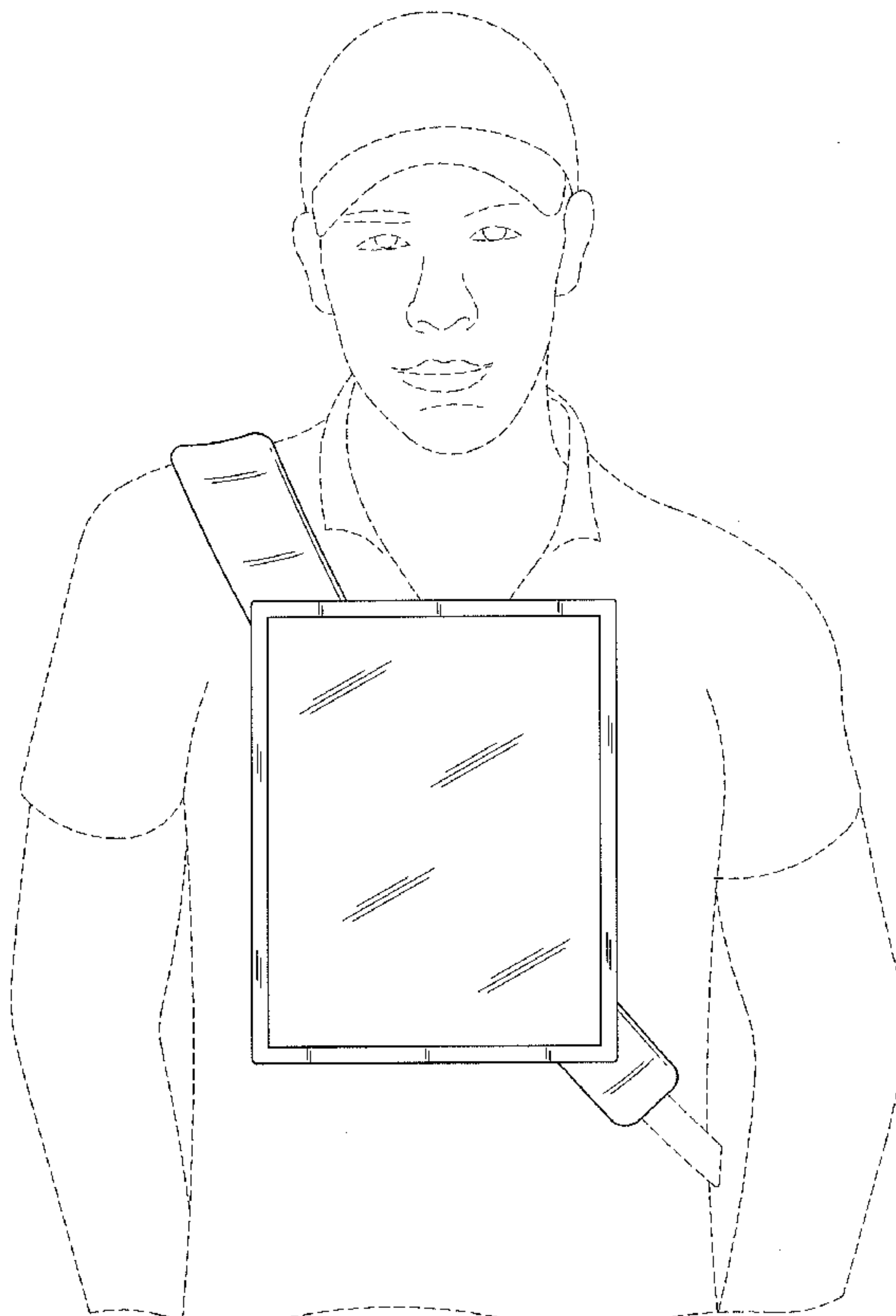
(57) **CLAIM**

The ornamental design for a tablet holder for backpack, as  
shown and described.

**DESCRIPTION**

FIG. 1 is a front view of a tablet holder for a backpack  
showing the new design;  
FIG. 2 is a front view thereof;  
FIG. 3 is a front perspective view thereof, with an opening for  
accepting a tablet;  
FIG. 4 is a front perspective view thereof, with an opening for  
accepting a tablet; and,  
FIG. 5 is a side view thereof.  
Aspects shown in broken lines, the electronic tablet device  
and an image displayed on the tablet device screen in FIG. 2,  
are intended to depict environment and are for illustrative  
purposes only and form no part of the claimed design.

**1 Claim, 5 Drawing Sheets**



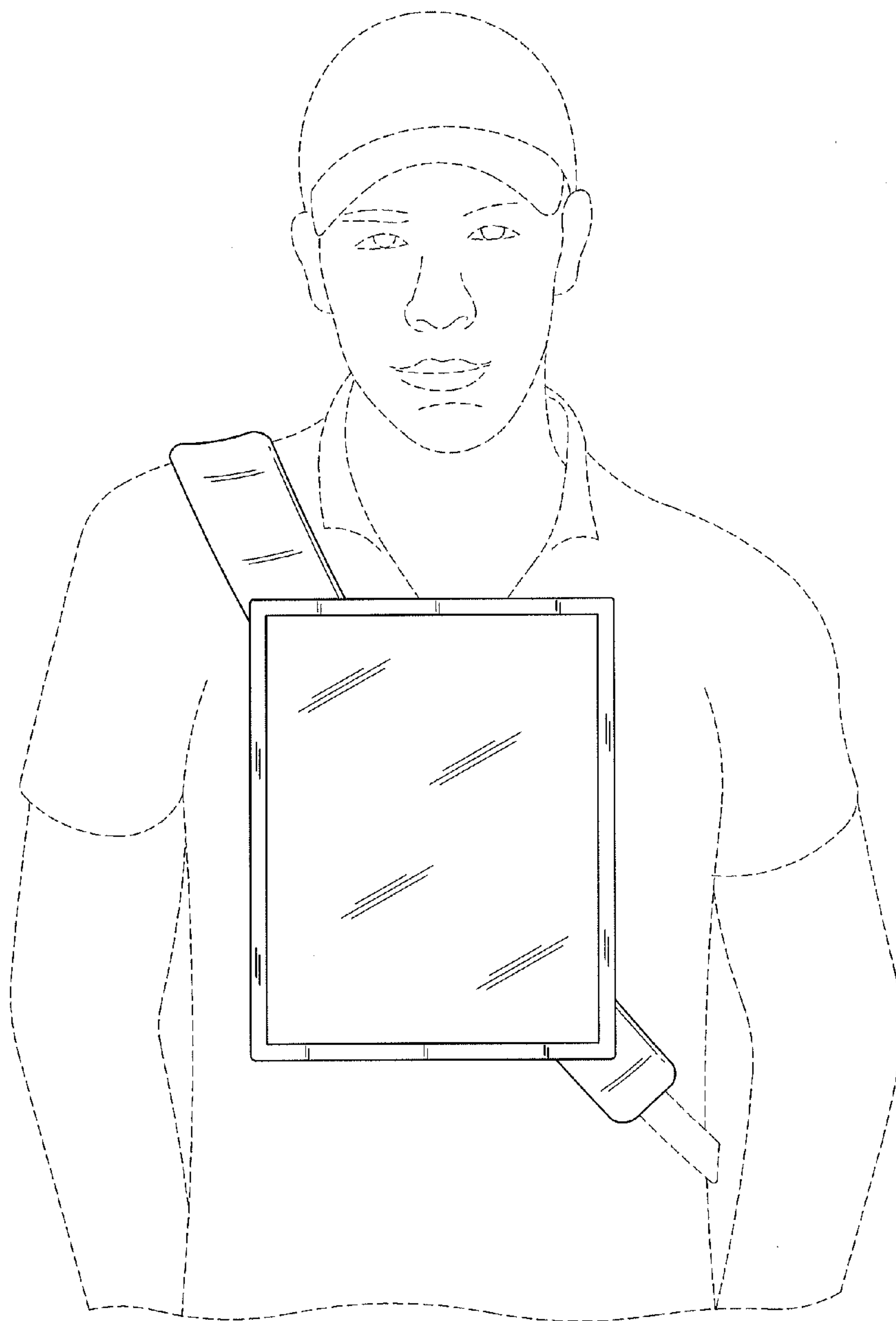


FIG. 1




FIG. 2




FIG. 3




FIG. 4

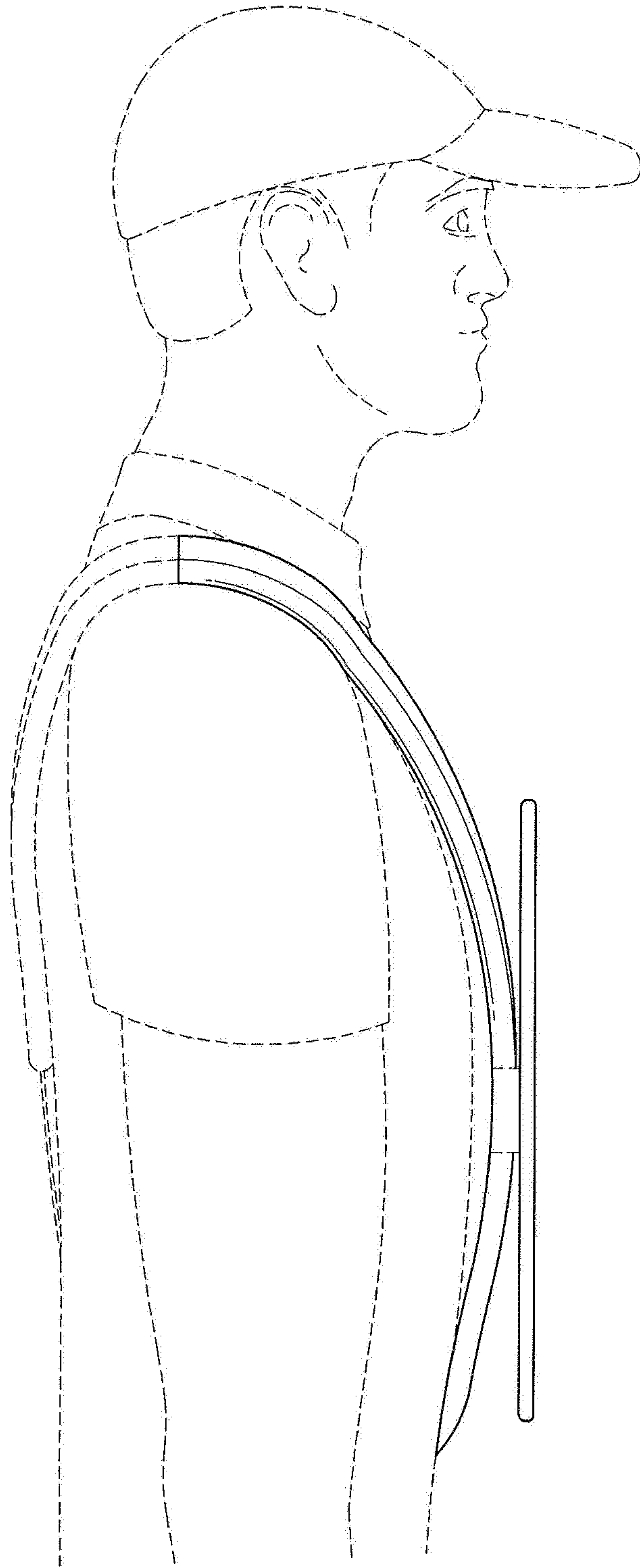


FIG. 5