



US00D753906S

(12) **United States Design Patent**
Kasprzak

(10) **Patent No.:** **US D753,906 S**

(45) **Date of Patent:** **** Apr. 19, 2016**

(54) **FOOTWEAR**

(71) Applicant: **ECCO SKO A/S**, Bredebro (DK)

(72) Inventor: **Dieter Kasprzak**, Bredebro (DK)

(73) Assignee: **ECCO SKO A/S**, Bredebro (DK)

(**) Term: **14 Years**

(21) Appl. No.: **29/516,159**

(22) Filed: **Jan. 29, 2015**

(30) **Foreign Application Priority Data**

Jul. 30, 2014 (EM) 002511725-0001

(51) **LOC (10) Cl.** **02-04**

(52) **U.S. Cl.**
USPC **D2/907; D2/944**

(58) **Field of Classification Search**
USPC D2/896, 902, 906, 907, 908, 943, 944,
D2/945, 969, 972, 977
CPC A43B 5/00; A43B 5/001; A43B 5/002;
A43B 5/003; A43B 5/007; A43B 5/008;
A43B 5/02; A43B 5/025; A43B 5/06; A43B
5/08; A43B 5/10; A43B 5/12; A43B 5/14
See application file for complete search history.

(56) **References Cited**

U.S. PATENT DOCUMENTS

4,468,870 A * 9/1984 Sternberg A43B 5/00
36/127
D294,767 S * 3/1988 Igoe D2/907

D448,148 S * 9/2001 Matis D2/902
D449,922 S * 11/2001 Pollastrelli D2/902
D515,287 S * 2/2006 Ardissono D2/907
D565,283 S * 4/2008 Smith D2/902
D586,997 S * 2/2009 Schoenborn D2/969
7,543,399 B2 * 6/2009 Kilgore A43B 3/24
36/101
D613,480 S * 4/2010 Lamont D2/902
D646,471 S * 10/2011 Mahoney D2/907
D651,787 S * 1/2012 Mahoney D2/902
D736,506 S * 8/2015 Kasprzak D2/947
D738,084 S * 9/2015 Feeney D2/907
D738,091 S * 9/2015 de Montgolfier D2/945
D740,533 S * 10/2015 Bacon D2/907
D740,538 S * 10/2015 Roulo D2/972

* cited by examiner

Primary Examiner — Elizabeth J Oswecki

(74) *Attorney, Agent, or Firm* — Perkins Coie LLP

(57) **CLAIM**

The ornamental design for footwear, as shown and described.

DESCRIPTION

FIG. 1 is a perspective view of a footwear showing my new design;
FIG. 2 is a front view thereof;
FIG. 3 is a rear view thereof;
FIG. 4 is a left side view thereof;
FIG. 5 is a right side view thereof; and,
FIG. 6 is a top view thereof.
The broken lines shown in the drawings represent portions of the footwear that form no part of the claimed design.

1 Claim, 6 Drawing Sheets



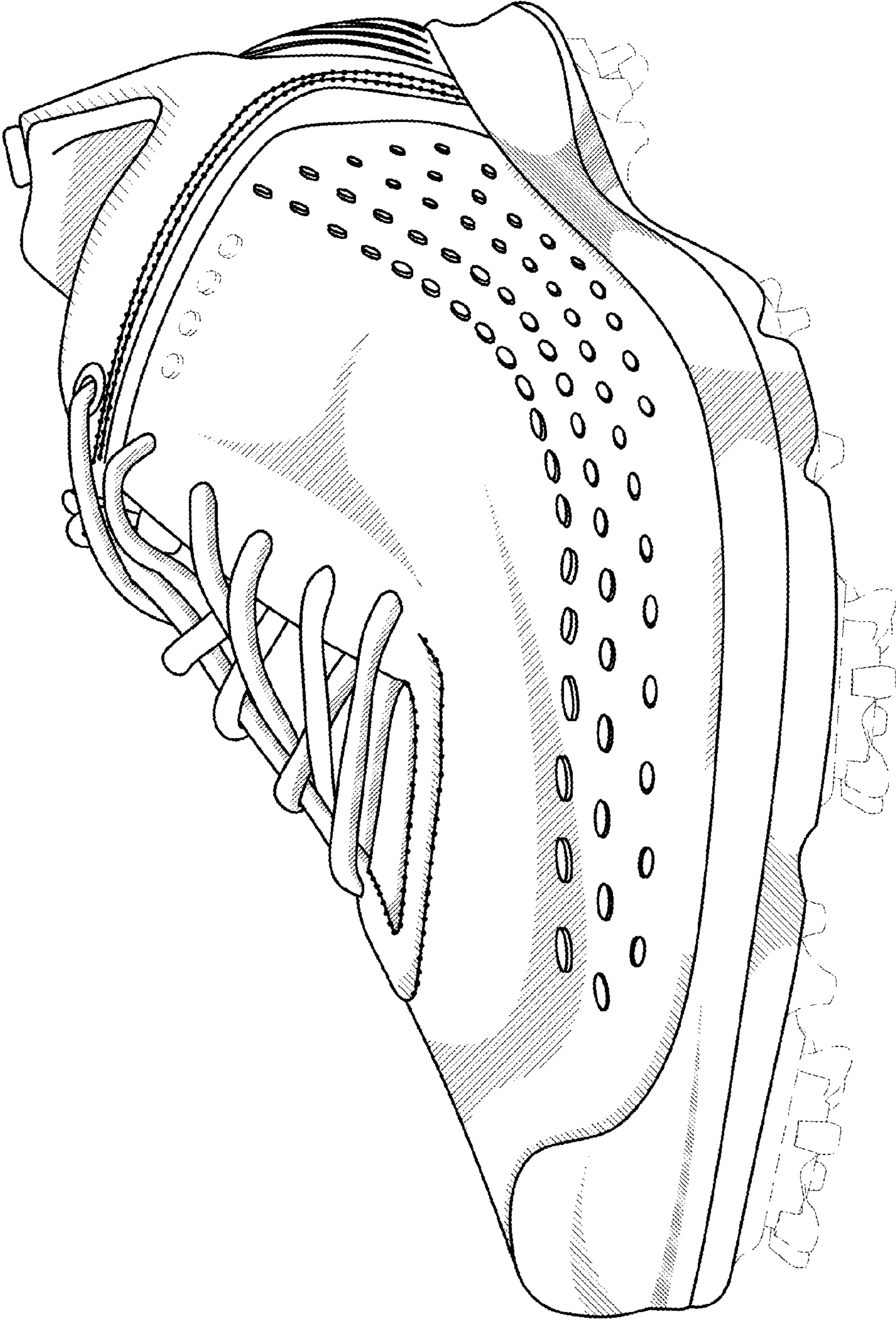


FIG. 1




FIG.2

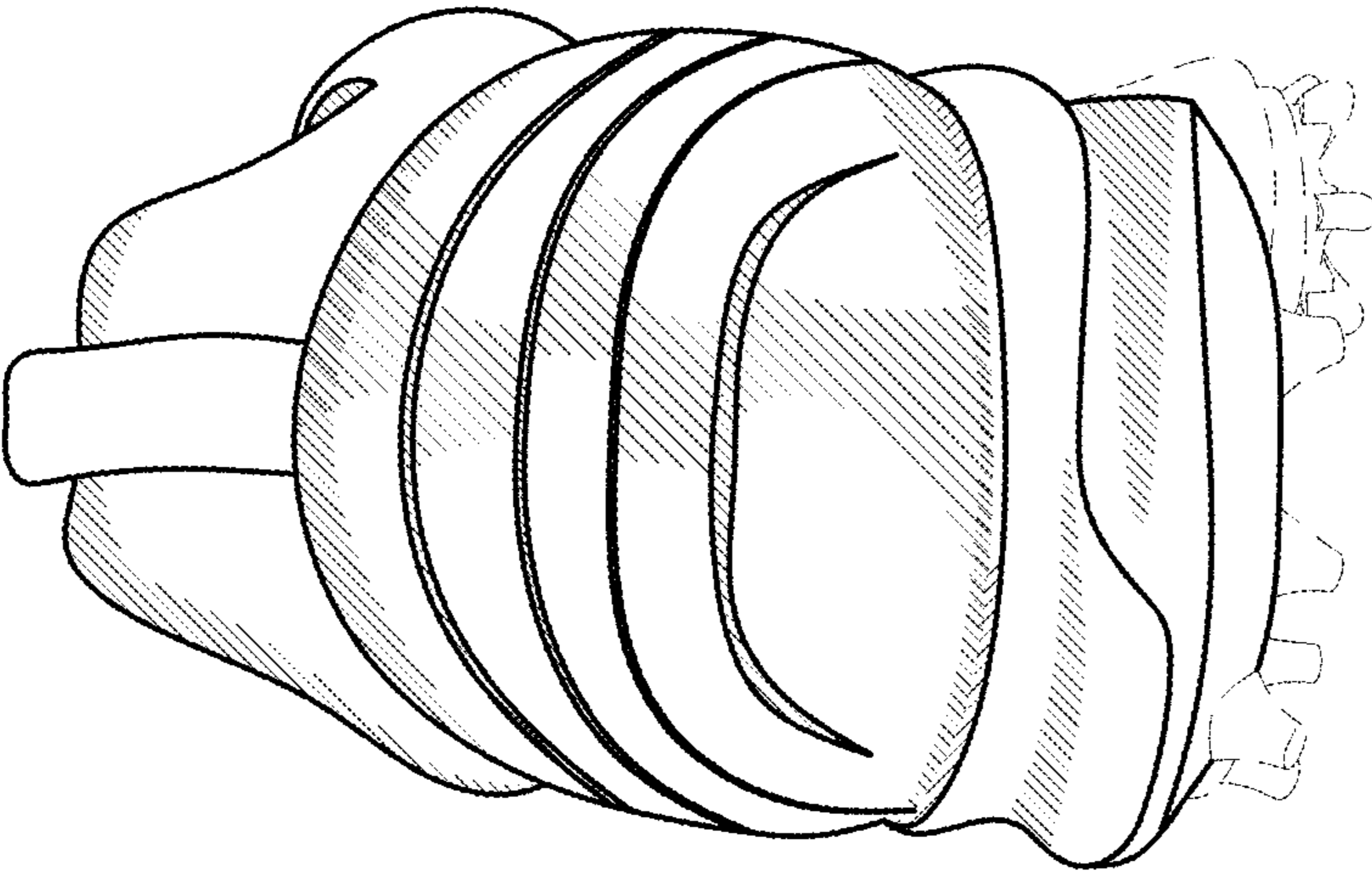


FIG.3




FIG.4

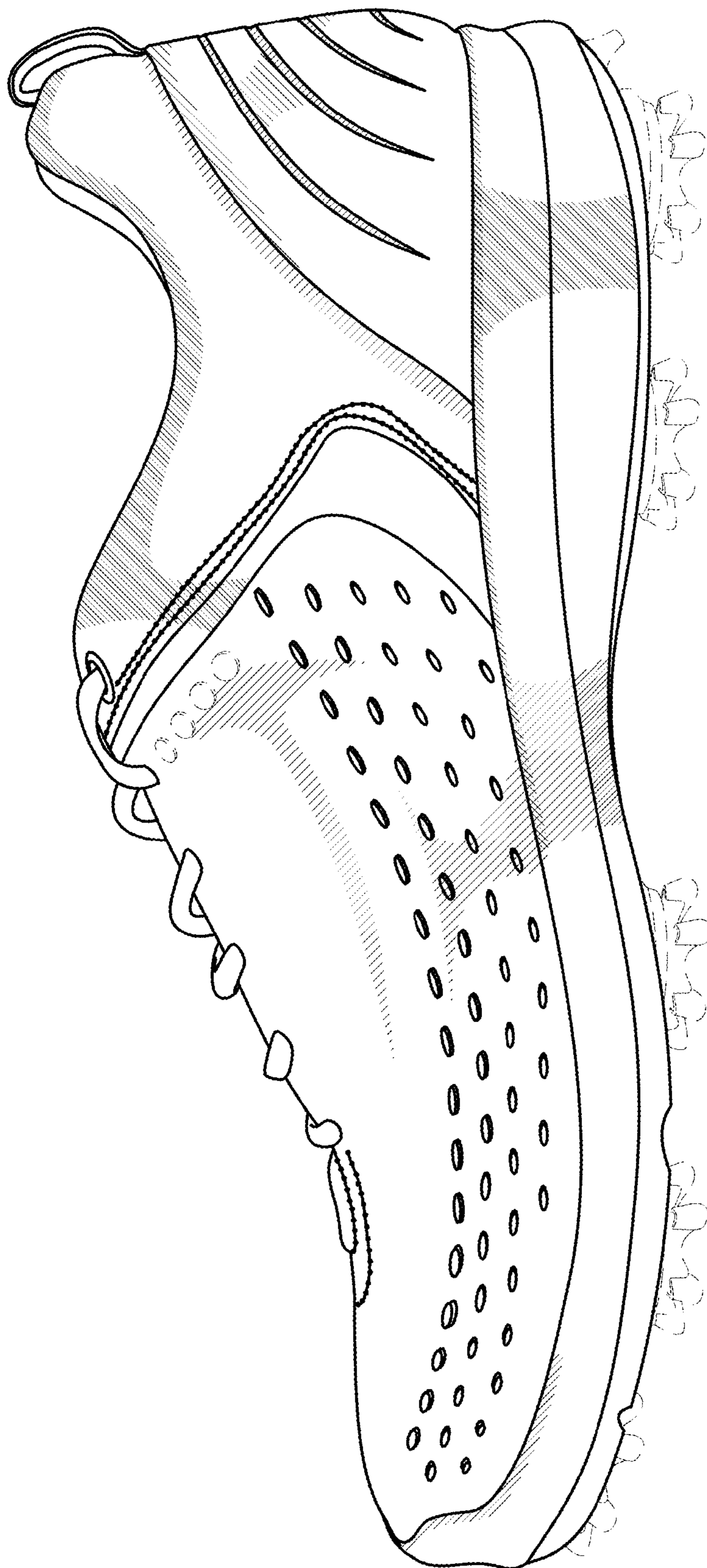


FIG. 5

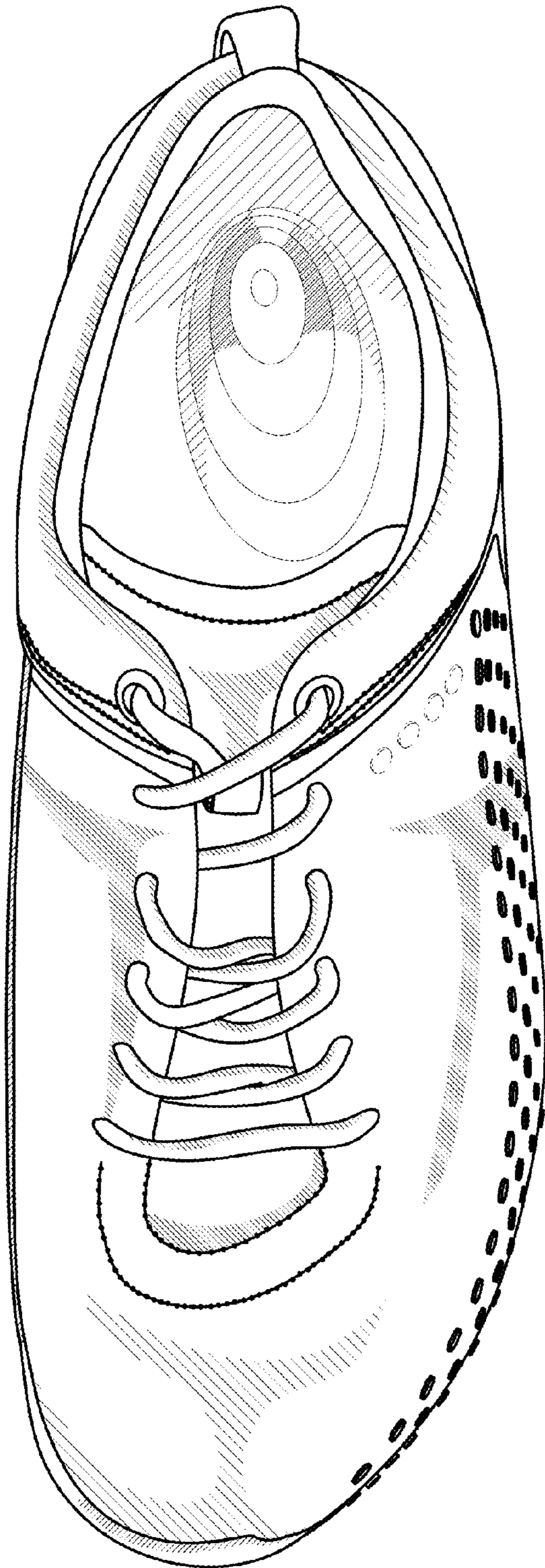


FIG.6