



US00D753896S

(12) **United States Design Patent**
Yoo

(10) **Patent No.:** **US D753,896 S**
(45) **Date of Patent:** **** Apr. 19, 2016**

(54) **EXERCISE SHORT**

(71) Applicant: **NIKE, Inc.**, Beaverton, OR (US)

(72) Inventor: **James Yoo**, Beaverton, OR (US)

(73) Assignee: **NIKE, Inc.**, Beaverton, OR (US)

(**) Term: **14 Years**

(21) Appl. No.: **29/524,236**

(22) Filed: **Apr. 17, 2015**

(51) **LOC (10) Cl.** **02-02**

(52) **U.S. Cl.**
USPC **D2/738**; D2/731

(58) **Field of Classification Search**
USPC D2/712-713, 731-732, 737-738,
D2/742-745, 747, 749, 854, 861-864;
D29/101.5; 2/22-24, 62, 80-83, 401,
2/227, 229-230, 234-238, 247, 919
CPC A63B 71/1225; A41D 13/012; A41D
13/065; A41D 13/0017; A41D 1/06; A41D
1/08; A41D 1/086; A41D 7/00; F41H 1/02
See application file for complete search history.

(56) **References Cited**

U.S. PATENT DOCUMENTS

D339,902 S *	10/1993	Doherty	D2/738
D348,973 S *	7/1994	Stewart	D2/731
D413,008 S *	8/1999	Fujii	D2/731
D424,280 S *	5/2000	Fujii	D2/731
D427,750 S *	7/2000	Fujii	D2/731
D466,676 S *	12/2002	Lyden	D2/742
D483,551 S *	12/2003	Kallen	D2/742
D495,469 S *	9/2004	Hujii	D2/742
D504,553 S *	5/2005	Ota	D2/731
D512,812 S *	12/2005	Ota	D2/731
D513,830 S *	1/2006	Ota	D2/731
D532,958 S *	12/2006	Kent	D2/742
D541,009 S *	4/2007	Ota	D2/731
7,500,274 B1 *	3/2009	Kallen	A41D 1/086 2/227
7,533,423 B2 *	5/2009	Rudolph	A41D 1/086 2/227

D593,728 S *	6/2009	Rance	D2/738
D622,480 S *	8/2010	Chionna	D2/742
D626,718 S *	11/2010	Turner	D2/712

(Continued)

OTHER PUBLICATIONS

Nike Store. [online]. Retrieved on Feb. 2, 2016 from URL:http://store.nike.com/us/en_us/pd/pro-hypercool-endzone-3-compression-tights/pid-10301110/pgid-11186281.*

Primary Examiner — Manpreet Matharu

Assistant Examiner — Keith Wilson

(74) *Attorney, Agent, or Firm* — Shook, Hardy & Bacon L.L.P.

(57) **CLAIM**

The ornamental design for an exercise short, as shown and described.

DESCRIPTION

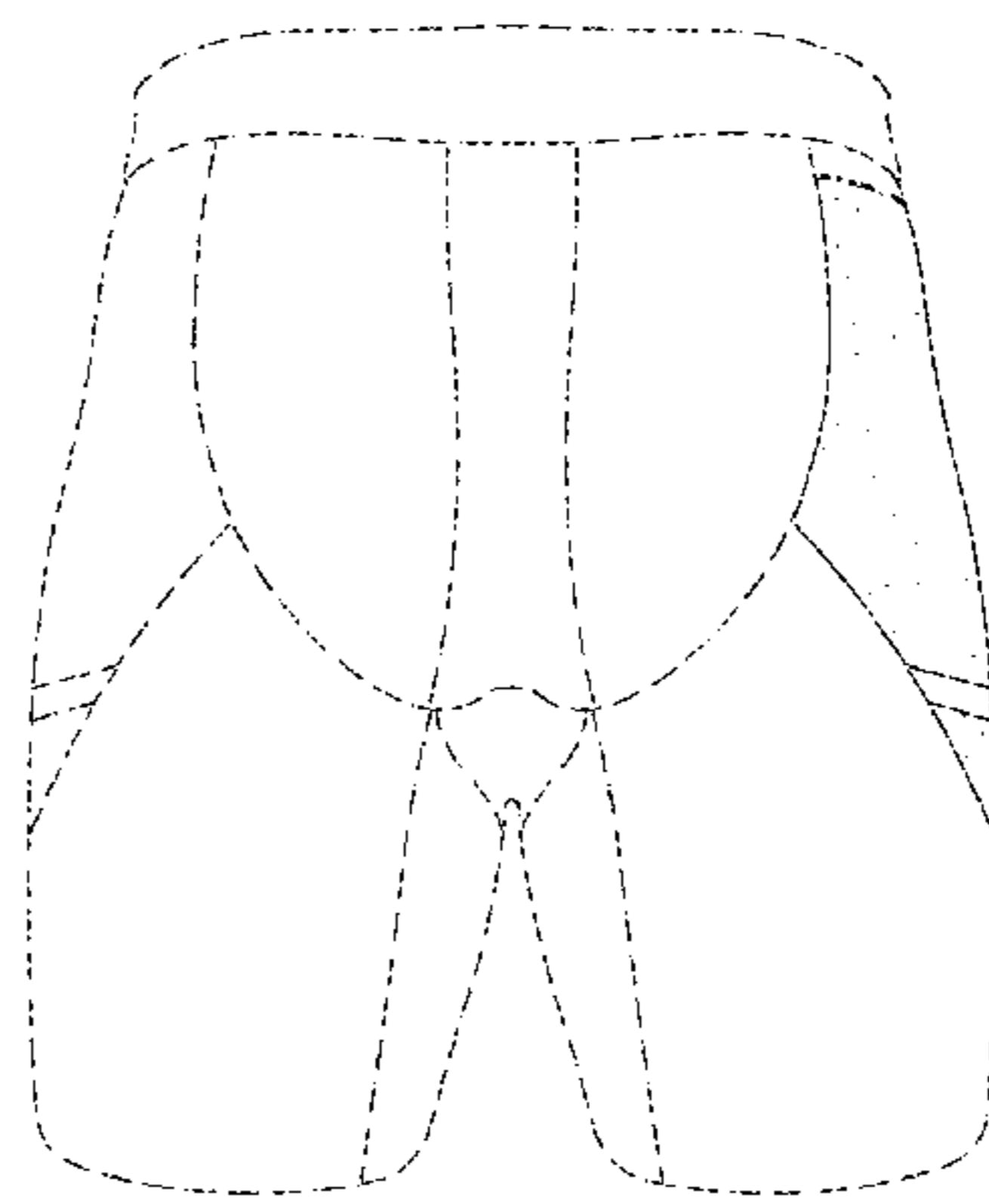
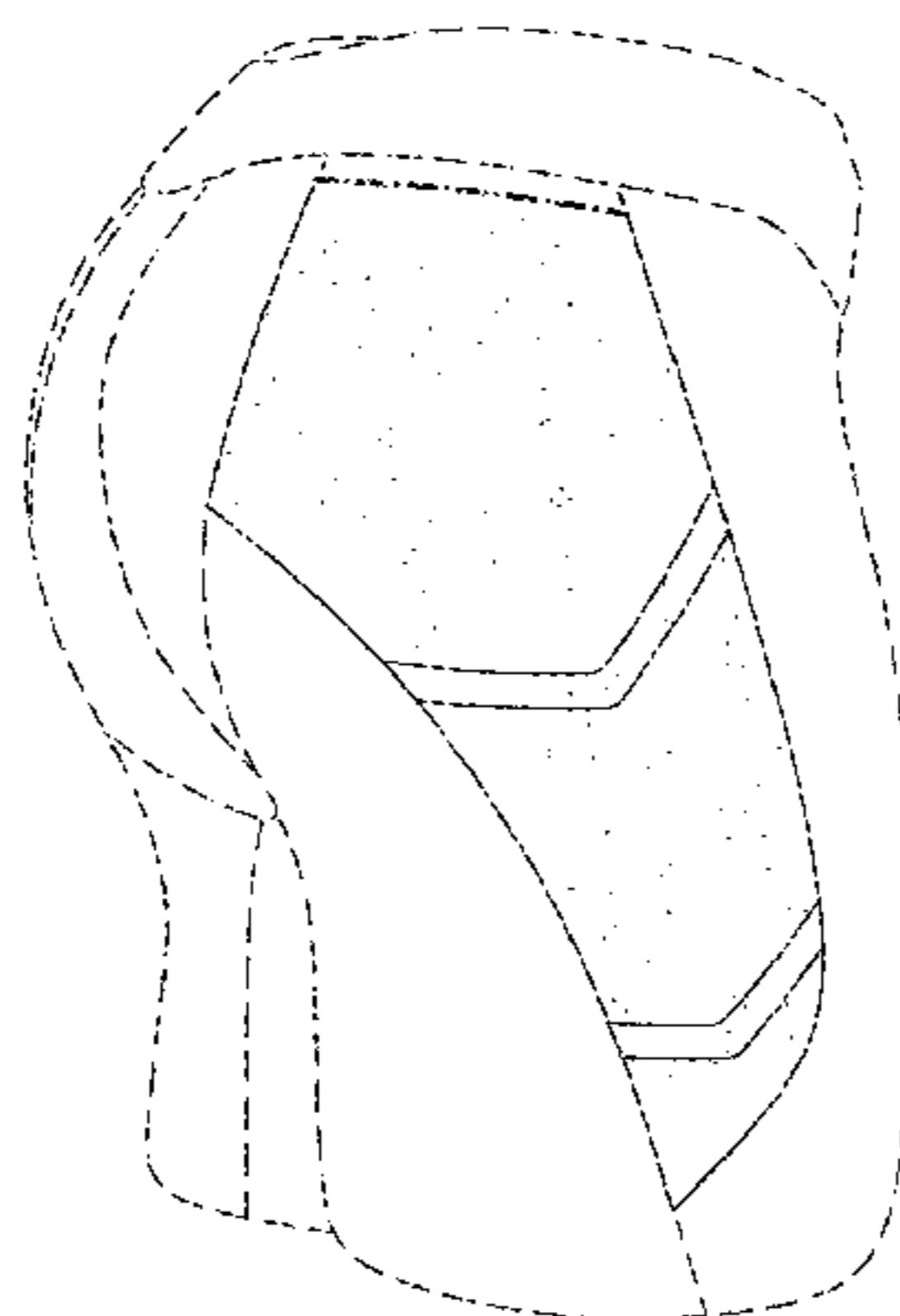
FIG. 1 is a back, right perspective view of an exercise short according to the present design;
FIG. 2 is a back view thereof;
FIG. 3 is a side view thereof; and,
FIG. 4 is a front view thereof.

The evenly spaced broken lines shown in the drawings are directed to environment, are for informational purposes only, and form no part of the claimed design.

The long and short broken lines are boundary lines, which define the bounds of the claimed design. These boundaries do not exist in reality in the article embodying the design. It is understood that the claimed design extends to these boundaries but do not include the boundaries.

The surface shading on the claimed portion is provided only to indicate the character and/or any contour or curvature of the surfaces. They do not indicate color, texture, markings that actually exist thereon, indicia, graphic representations, surface treatment, or any other ornamentation applied to the article.

1 Claim, 2 Drawing Sheets



(56)

References Cited

U.S. PATENT DOCUMENTS

D632,461 S *	2/2011	Morii	D2/742	D703,920 S *	5/2014	Tanaka	D2/738
D641,127 S *	7/2011	Zarabi	D2/701	D730,016 S *	5/2015	Murphy	D2/738
D641,539 S *	7/2011	Zarabi	D2/701	D730,621 S *	6/2015	Boyle	D2/738
D642,768 S *	8/2011	Sawle	D2/704	D731,753 S *	6/2015	Mahtani	D2/742
D646,047 S *	10/2011	Arensdorf	D2/712	D739,643 S *	9/2015	Borovicka	D2/738
D681,311 S *	5/2013	McLaren	D2/742	D741,574 S *	10/2015	Michaeloff	D2/742
D681,916 S *	5/2013	Tanaka	D2/738	9,163,906 B2 *	10/2015	Hirsch	F41H 1/02
D683,107 S *	5/2013	McLaren	D2/742	D744,196 S *	12/2015	Borovicka	D2/738
D688,032 S *	8/2013	Harte	D2/742	D746,545 S *	1/2016	Kositchiranant	D2/742
D693,989 S *	11/2013	Tanaka	D2/742	D747,592 S *	1/2016	Hammer	D2/742
D698,518 S *	2/2014	Tanaka	D2/738	2011/0314590 A1 *	12/2011	Perron	A41D 13/0017 2/227
				2016/0021942 A1 *	1/2016	Vauge-Lalanne	A41D 1/082 2/401

* cited by examiner

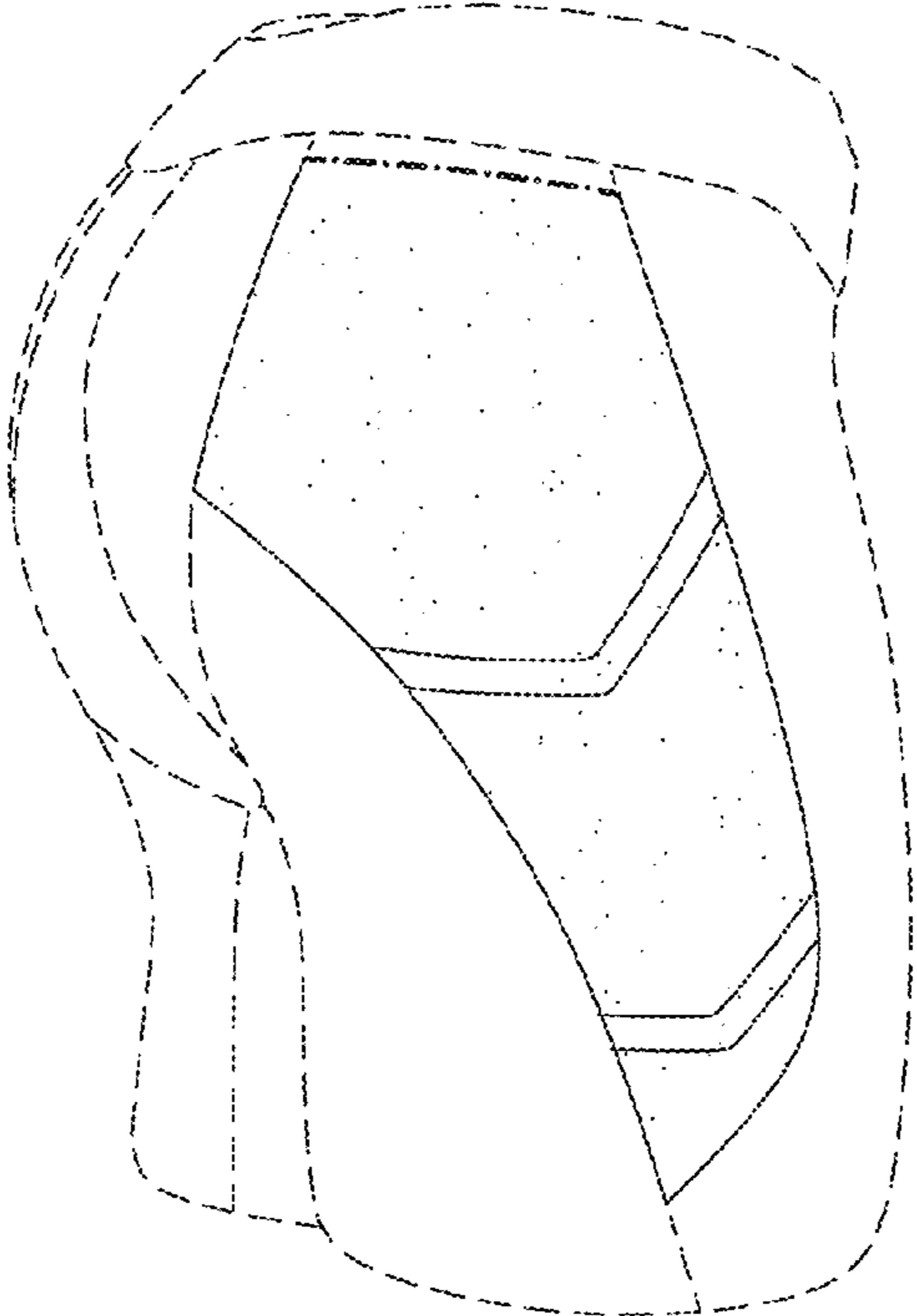


FIG. 1

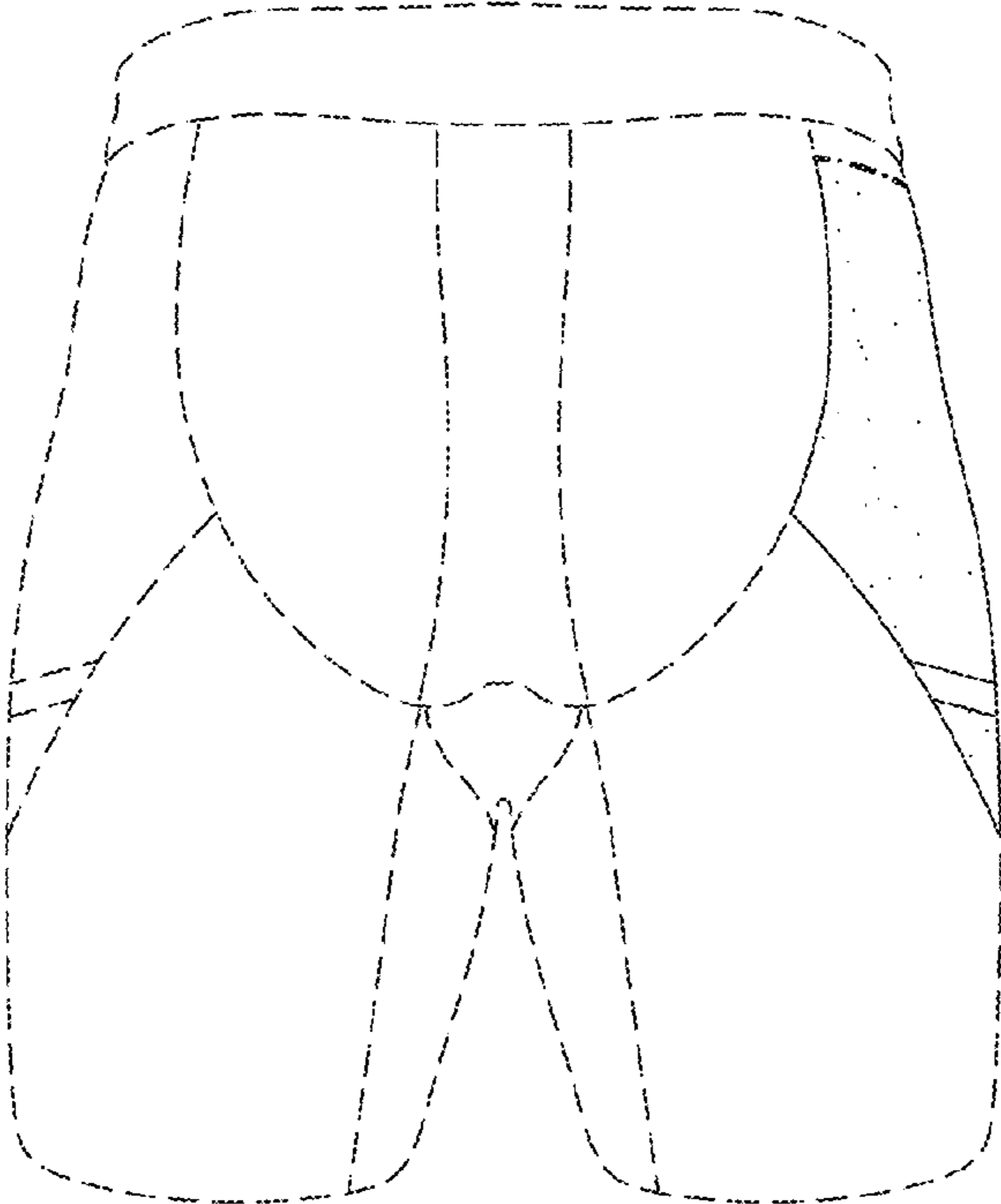


FIG. 2

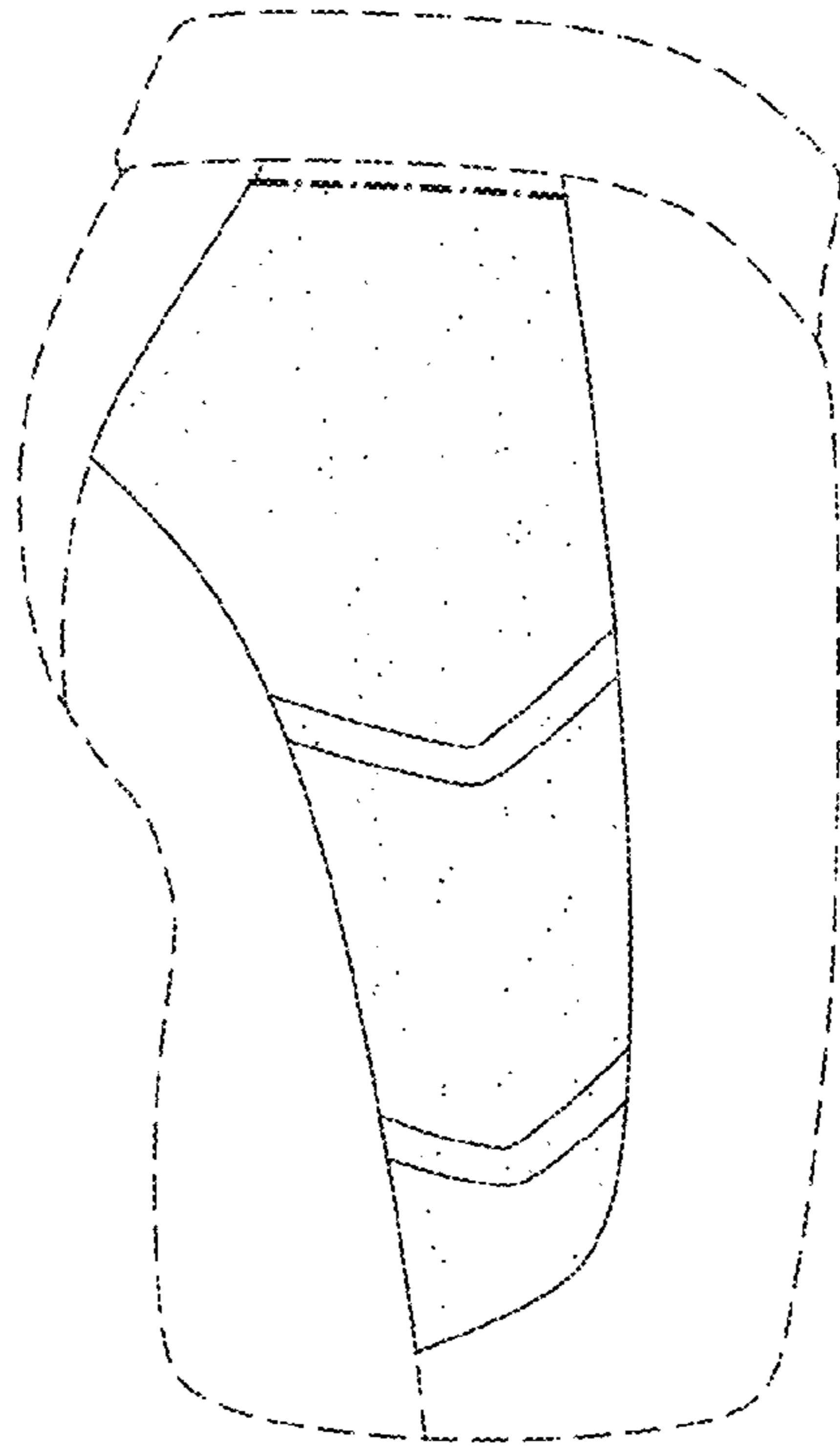


FIG. 3

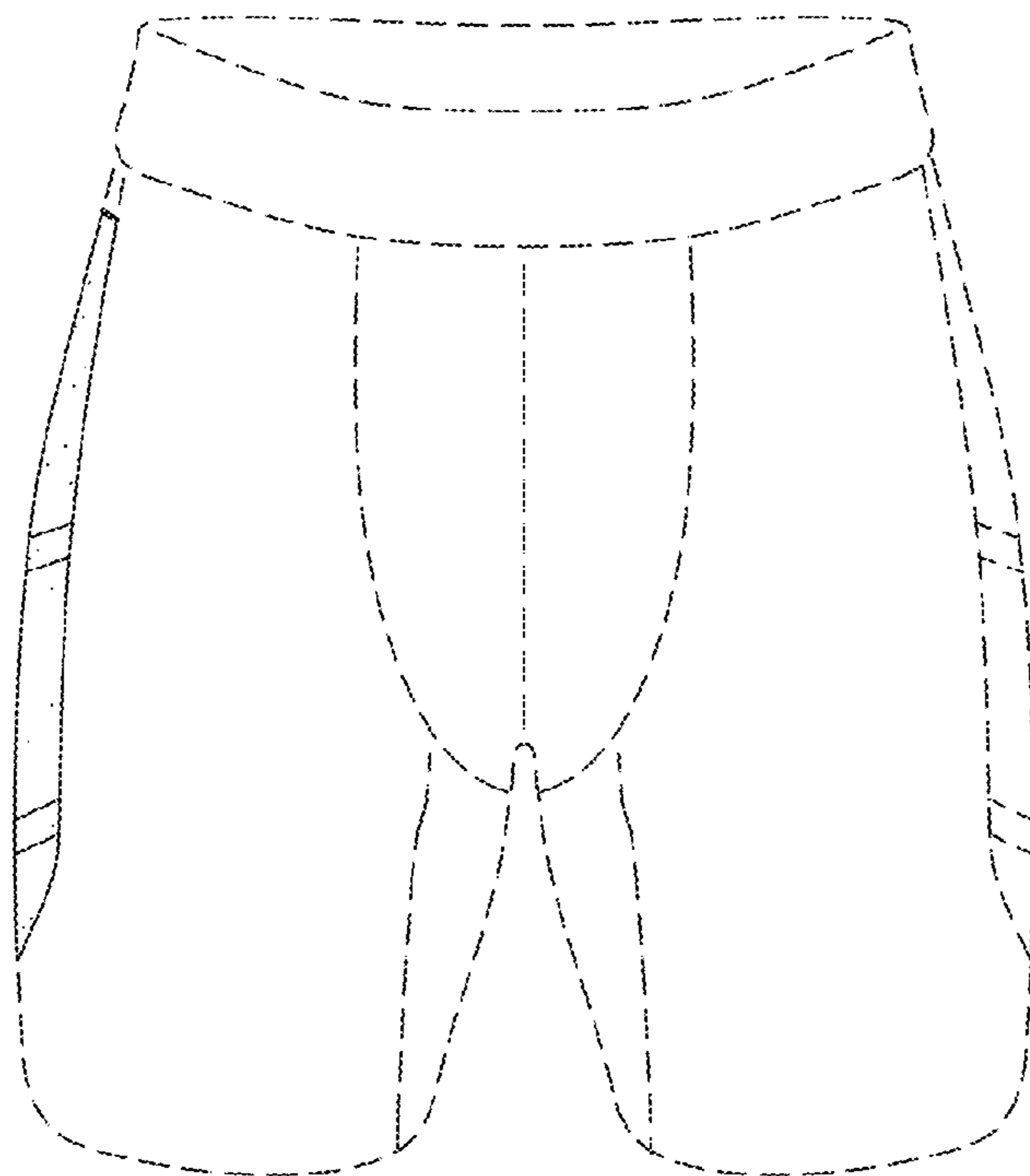


FIG. 4