



US00D753865S

(12) **United States Design Patent**
Waldmann

(10) **Patent No.:** **US D753,865 S**
(45) **Date of Patent:** **** *Apr. 12, 2016**

(54) **LAMP**

(71) Applicant: **Herbert Waldmann GmbH & Co. KG**,
Villingen-Schwenningen (DE)

(72) Inventor: **Gerhard Waldmann**, Stein am Rhein
(CH)

(73) Assignee: **HERBERT WALDMANN GMBH &
CO. KG**, Villingen-Schwenningen (DE)

(*) Notice: This patent is subject to a terminal dis-
claimer.

(**) Term: **14 Years**

(21) Appl. No.: **29/480,714**

(22) Filed: **Jan. 29, 2014**

Related U.S. Application Data

(62) Division of application No. 29/437,187, filed on Nov.
14, 2012, now Pat. No. Des. 730,564.

(30) **Foreign Application Priority Data**

Aug. 1, 2012 (EM) DM/079 007

(51) **LOC (10) Cl.** **26-03**

(52) **U.S. Cl.**
USPC **D26/92; D26/76**

(58) **Field of Classification Search**
USPC D26/72, 75-78, 80, 92, 118; 362/98,
362/147, 217.01, 218, 219, 223, 260, 294,
362/373

CPC F21S 8/06; F21S 8/031; F21S 4/00;
F21Y 2101/00

See application file for complete search history.

(56) **References Cited**

U.S. PATENT DOCUMENTS

D150,735 S *	8/1948	Schwartz et al.	D26/78
D151,575 S *	10/1948	Winkler et al.	D26/77
D186,129 S *	9/1959	Spaulding	D26/76
D186,952 S *	12/1959	Akely et al.	D26/76
D188,436 S *	7/1960	Budke et al.	D26/77
D190,596 S *	6/1961	Franck et al.	D26/76
D492,809 S *	7/2004	Weitgasser	D26/76
D496,750 S *	9/2004	Waldmann	D26/78
D521,172 S *	5/2006	Chen	D26/76
D530,038 S *	10/2006	Kotovskiy	D26/76
D543,305 S *	5/2007	Wang	D26/60
RE40,158 E *	3/2008	Weitgasser	D26/76
7,438,432 B2 *	10/2008	Yaphe et al.	362/147
D645,194 S *	9/2011	Budike et al.	D26/76
D663,882 S *	7/2012	Muraishi et al.	D26/76
D695,943 S *	12/2013	Duquette et al.	D26/87

* cited by examiner

Primary Examiner — Clare E Heflin

(74) *Attorney, Agent, or Firm* — Andrew F. Young, Esq.;
Lackenbach Siegel, LLP

(57) **CLAIM**

The ornamental design for a lamp, as shown and described.

DESCRIPTION

FIG. 1 is a front perspective view of the present invention.

FIG. 2 is a bottom plan view of FIG. 1.

FIG. 3 is a right side elevation view of FIG. 1.

FIG. 4 is a left side elevation view of FIG. 1.

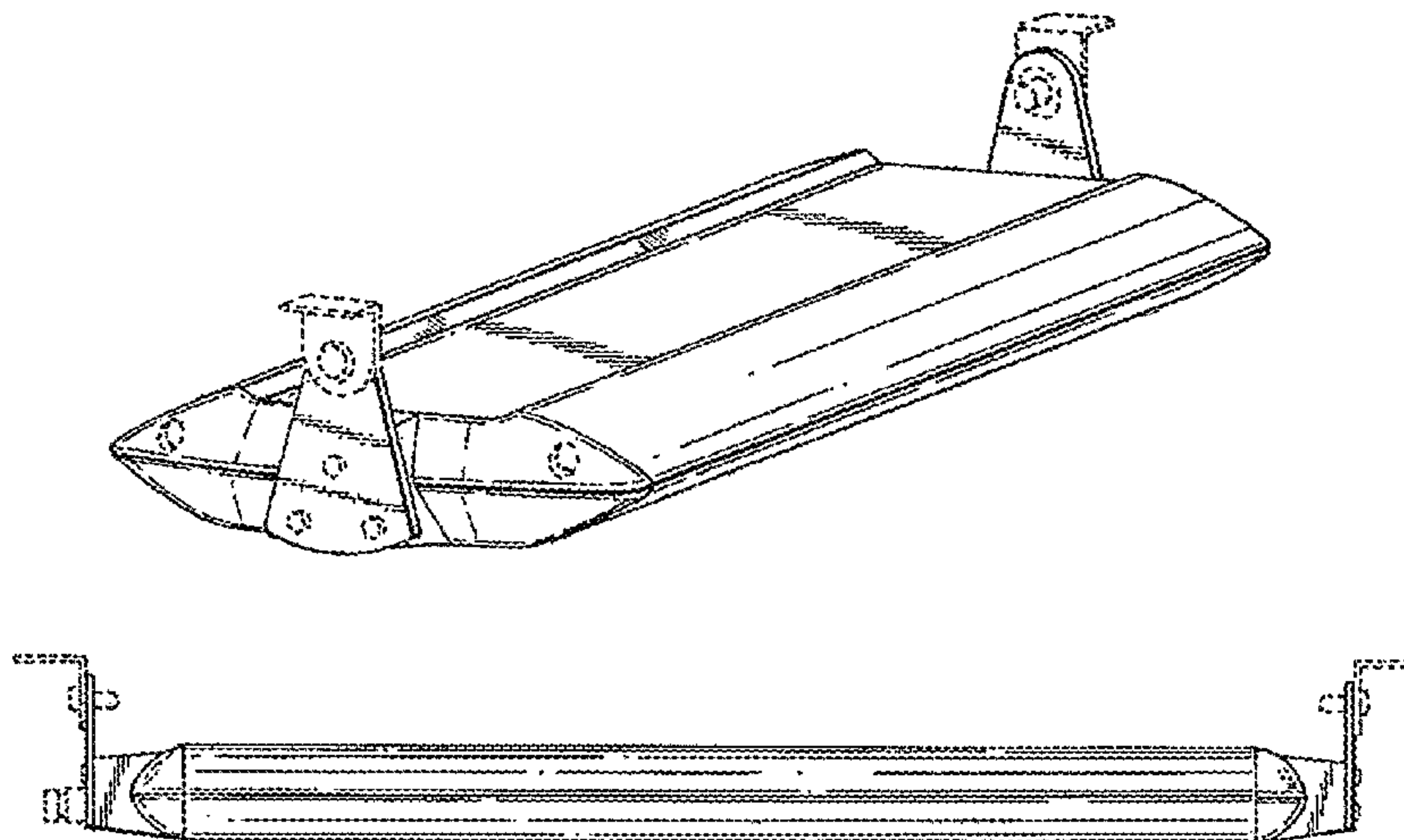
FIG. 5 is a front elevation view of FIG. 1.

FIG. 6 is a rear elevation view of FIG. 1; and,

FIG. 7 is a top plan view of FIG. 1.

The surfaces are lined for contour only and no claim is made to any particular surface texture. The dashed lines indicated disclaimed portions of the design, and no claim is made to the designated portions indicated by dashed lines, including without limitation pivot and support members, support elements, screw or bolt members and recesses, switch-regions and the light element surface itself.

1 Claim, 4 Drawing Sheets



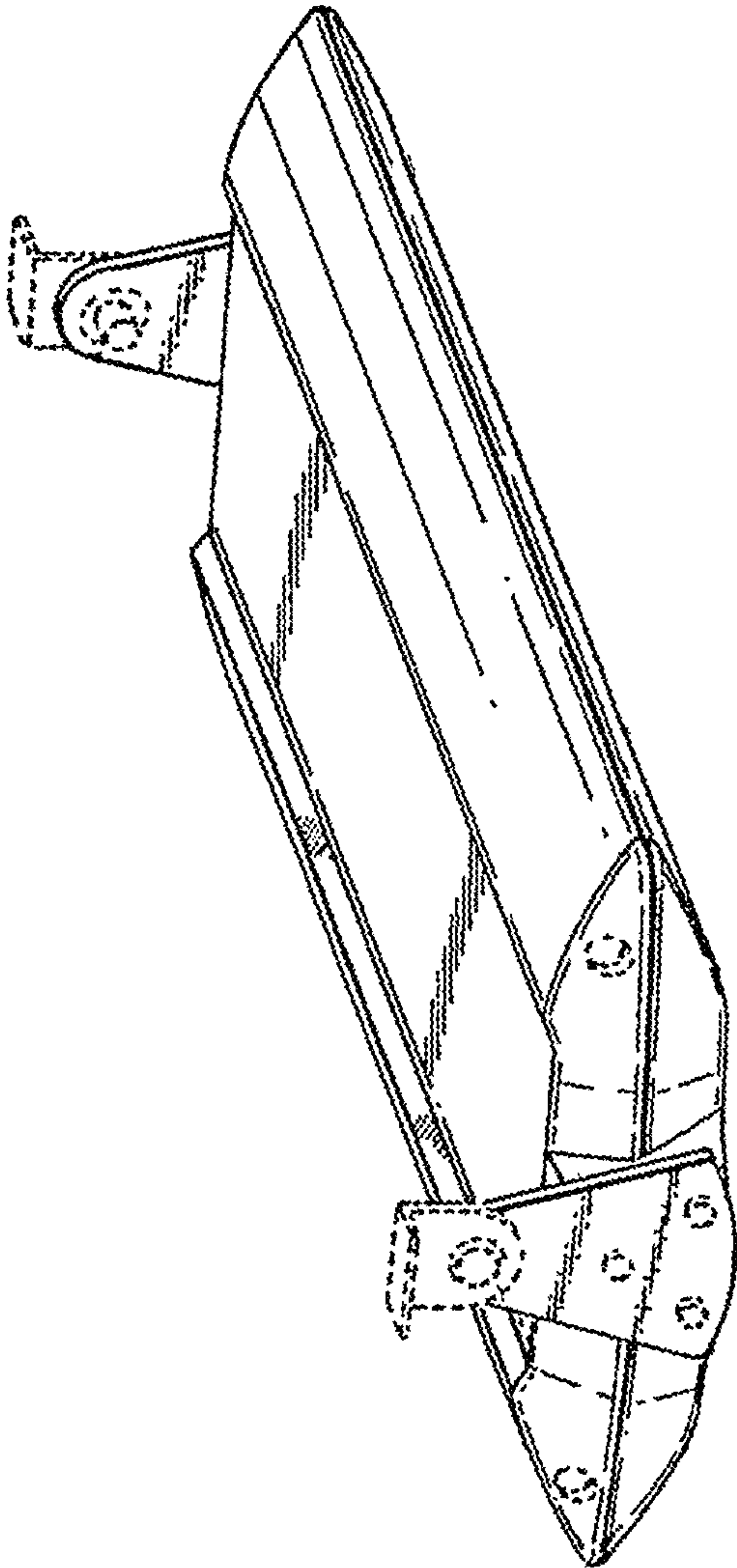


FIG. 1

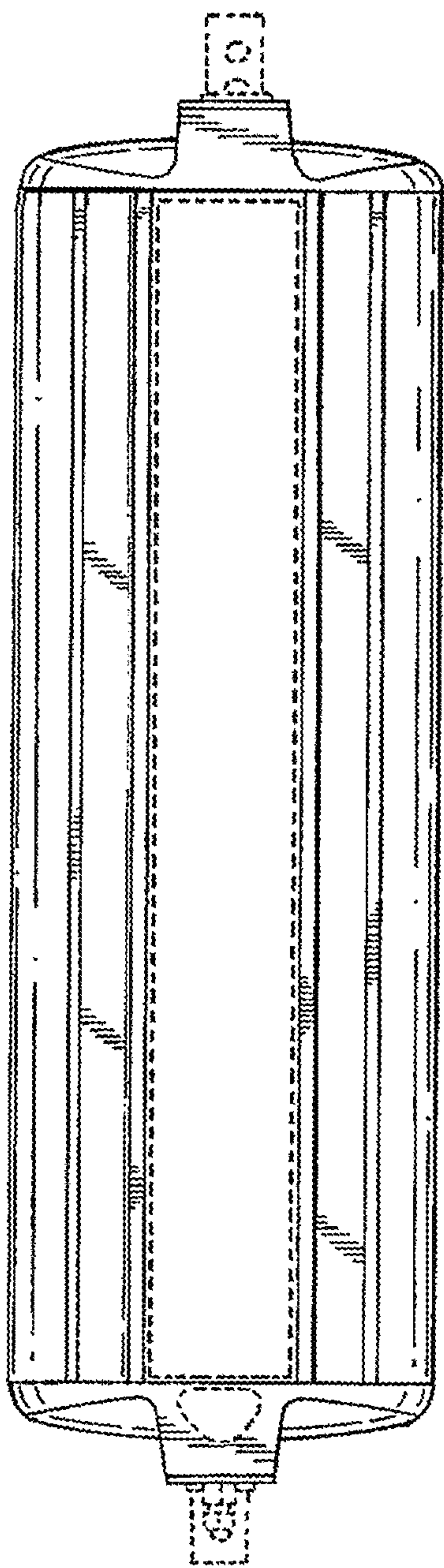


FIG. 2

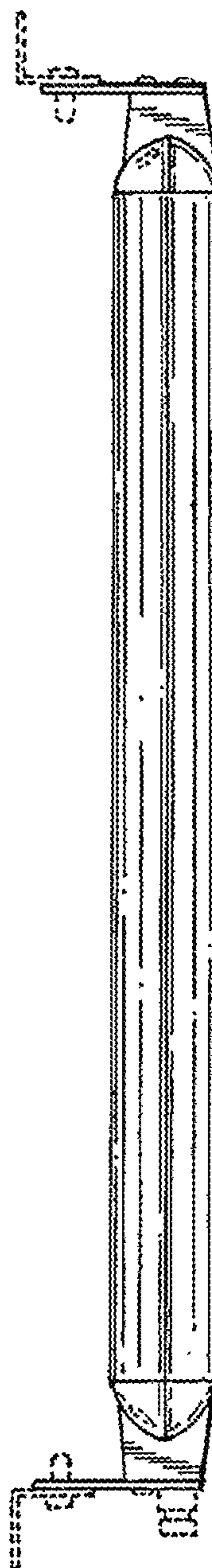


FIG. 3




FIG. 4

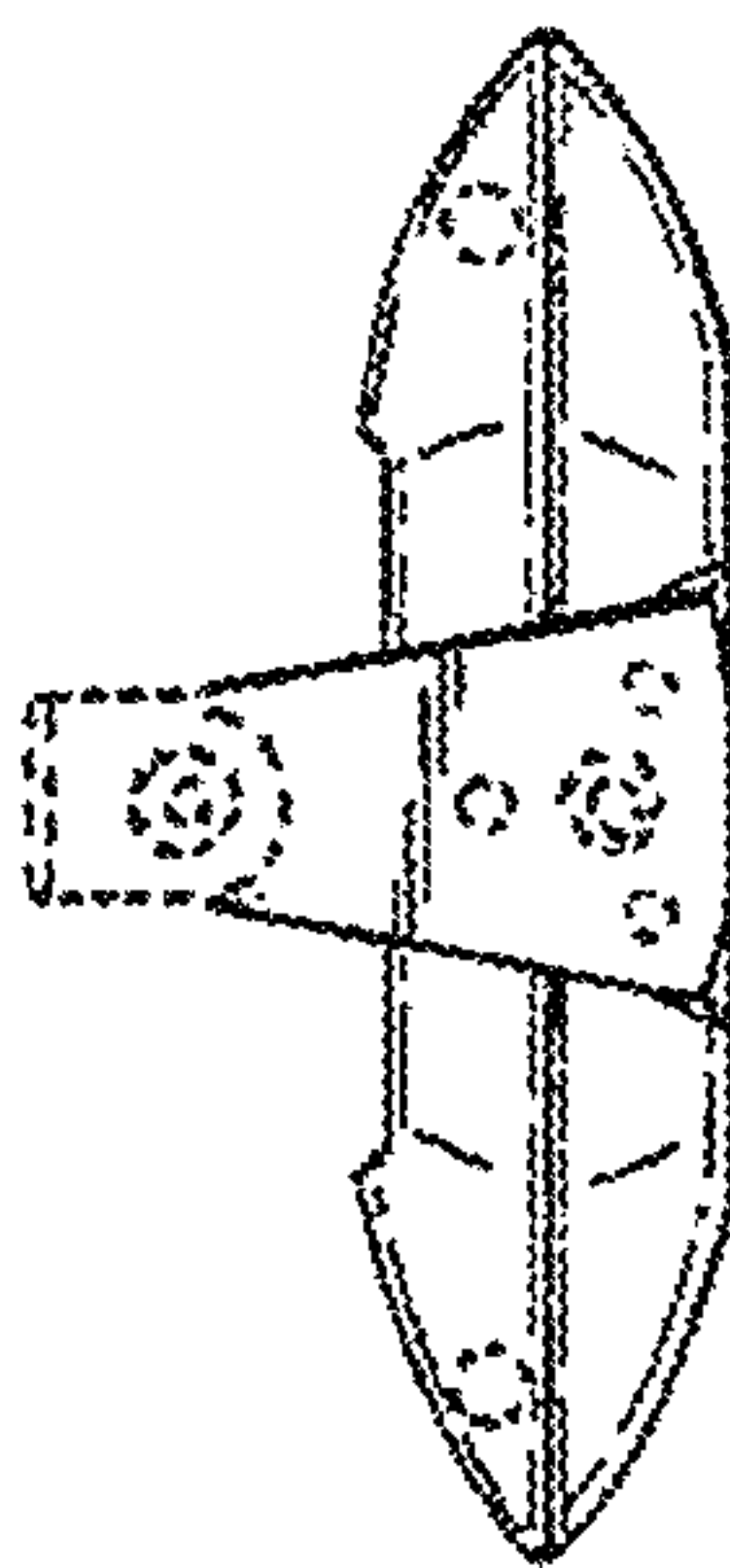


FIG. 5

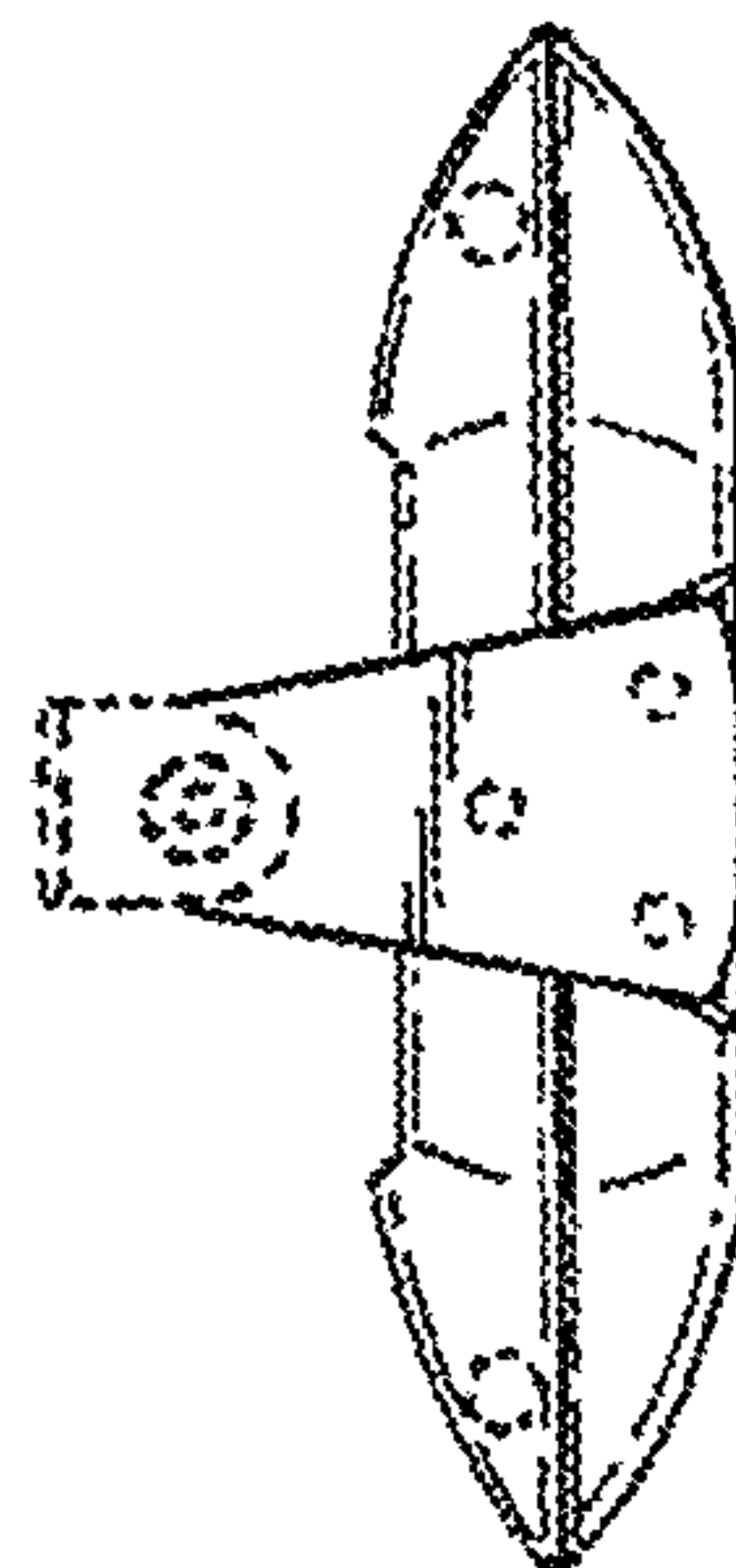


FIG. 6

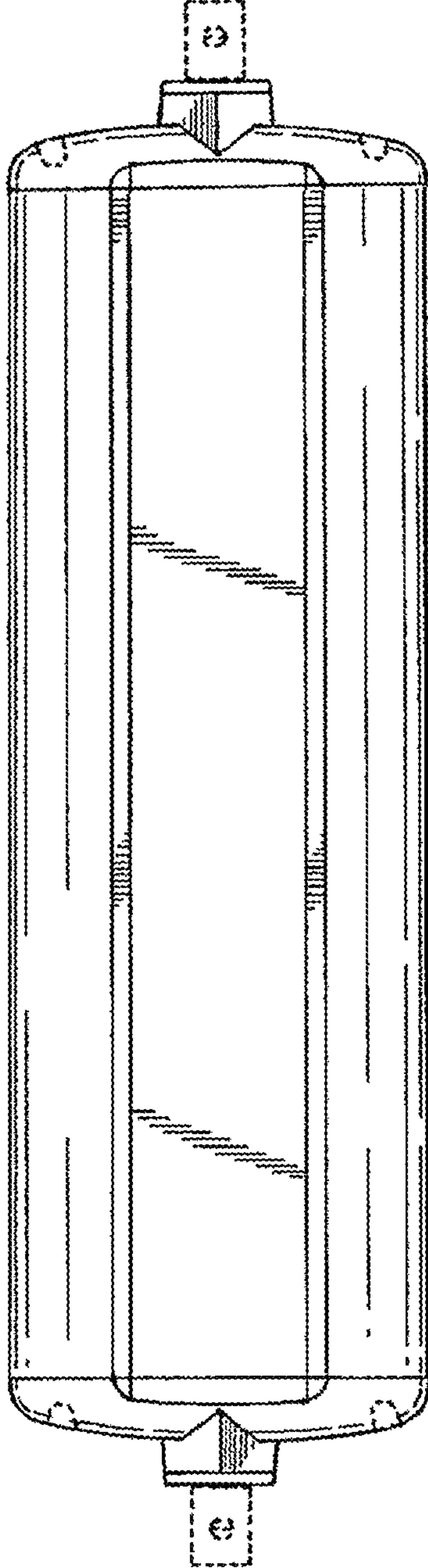


FIG. 7

UNITED STATES PATENT AND TRADEMARK OFFICE
CERTIFICATE OF CORRECTION

PATENT NO. : D753,865 S
APPLICATION NO. : 29/480714
DATED : April 12, 2016
INVENTOR(S) : Waldmann

Page 1 of 1

It is certified that error appears in the above-identified patent and that said Letters Patent is hereby corrected as shown below:

On the Title Page

In the Foreign Application Priority Data (30):
August 1, 2012 "(EM)" should be changed to --(WO)--

Signed and Sealed this
Ninth Day of October, 2018



Andrei Iancu
Director of the United States Patent and Trademark Office