



US00D753863S

(12) **United States Design Patent**  
**Bembridge et al.**

(10) **Patent No.:** **US D753,863 S**  
(45) **Date of Patent:** **\*\* \*Apr. 12, 2016**

(54) **LUMINAIRE**

CPC ..... F21S 8/08; F21S 8/085; F21S 8/086;  
F21S 8/088; F21V 21/13

(71) Applicant: **KONINKLIJKE PHILIPS N.V.**,  
Eindhoven (NL)

See application file for complete search history.

(72) Inventors: **Mathew Lee Bembridge**, Rotterdam  
(NL); **Radoslaw Molenda**, Ketrzyn  
(PL); **Marcin Mieczkowski**, Ketrzyn  
(PL); **Mariusz Danilewicz**, Suwalki  
(PL); **Bertrand Jean-Bernard Navarro**,  
Eindhoven (NL); **Aeneas Johannes**  
**Fletterman**, Eindhoven (NL); **Adam**  
**Klej**, Ketrzyn (PL)

(56) **References Cited**

U.S. PATENT DOCUMENTS

D615,233	S	*	5/2010	Josefowicz et al.	.....	D26/71
D619,748	S	*	7/2010	Jong	.....	D26/71
D630,790	S	*	1/2011	Josefowicz et al.	.....	D26/71
8,430,532	B2	*	4/2013	Lee et al.	.....	362/294
8,529,085	B2	*	9/2013	Josefowicz et al.	.....	362/158
D710,046	S	*	7/2014	Mocek	.....	D26/71
D721,844	S	*	1/2015	Lay et al.	.....	D26/71
9,028,096	B2	*	5/2015	Verdes et al.	.....	362/238
2012/0087118	A1	*	4/2012	Bailey et al.	.....	362/235

\* cited by examiner

*Primary Examiner* — Clare E Heflin

(\*) Notice: This patent is subject to a terminal disclaimer.

(\*\*) Term: **14 Years**

(57) **CLAIM**

The ornamental design for a luminaire, as shown.

(21) Appl. No.: **29/485,674**

**DESCRIPTION**

(22) Filed: **Mar. 21, 2014**

(30) **Foreign Application Priority Data**

Sep. 23, 2013 (EM) ..... 002313940-0002

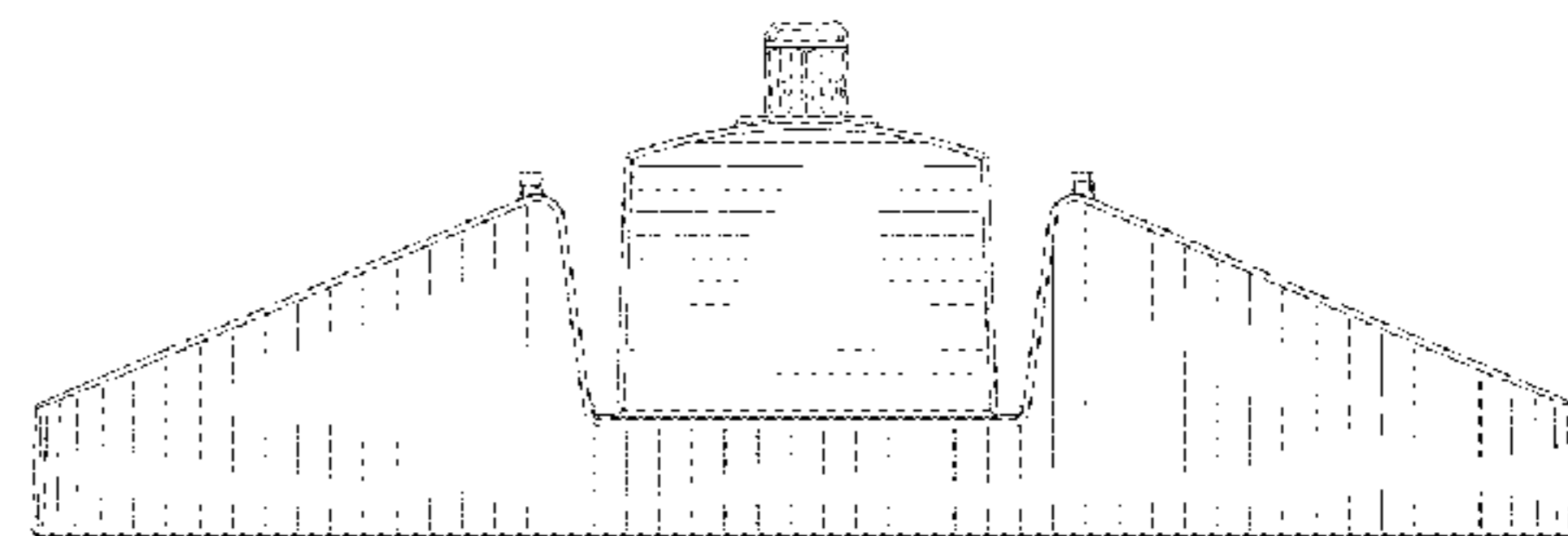
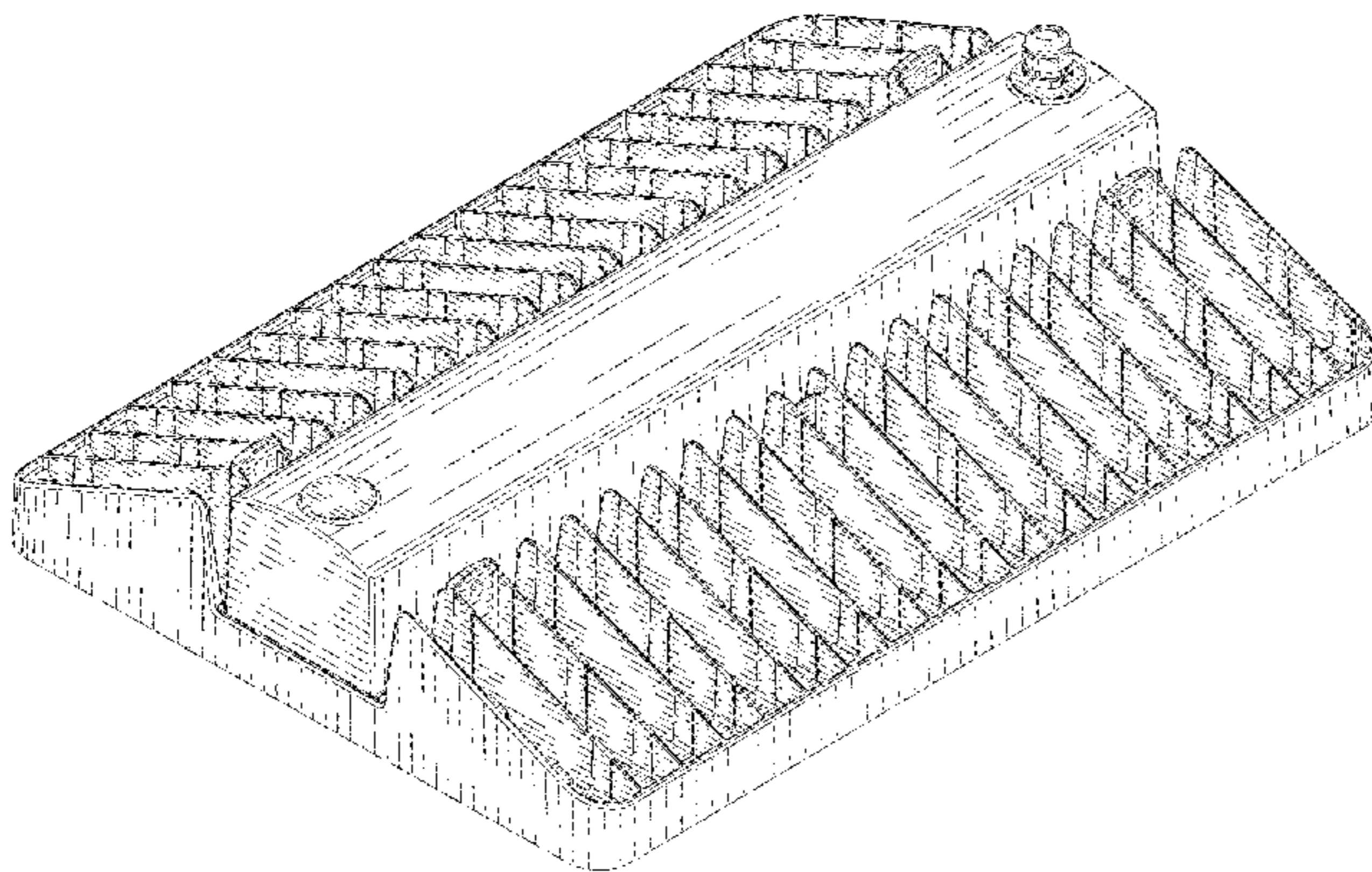
(51) **LOC (10) Cl.** ..... **26-05**

(52) **U.S. Cl.**  
USPC ..... **D26/72; D26/71**

(58) **Field of Classification Search**  
USPC ..... **D26/67-72, 92**

FIG. 1 is a perspective view showing my design;  
FIG. 2 is a front elevational view thereof;  
FIG. 3 is a rear elevational view thereof;  
FIG. 4 is a right side elevational view thereof;  
FIG. 5 is a left side elevational view thereof;  
FIG. 6 is a top plan view thereof; and,  
FIG. 7 is a bottom plan view thereof.

**1 Claim, 5 Drawing Sheets**



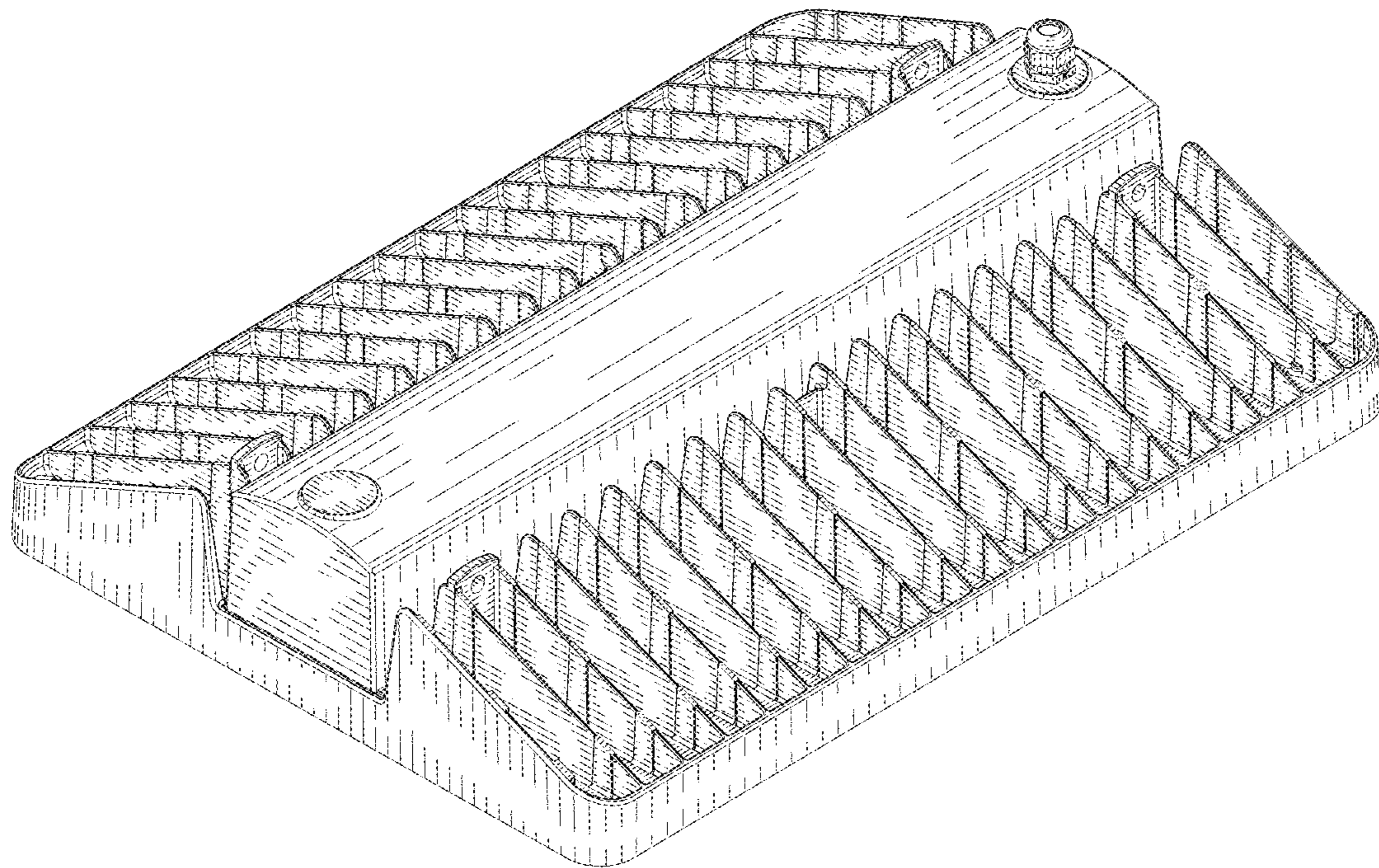


FIG. 1

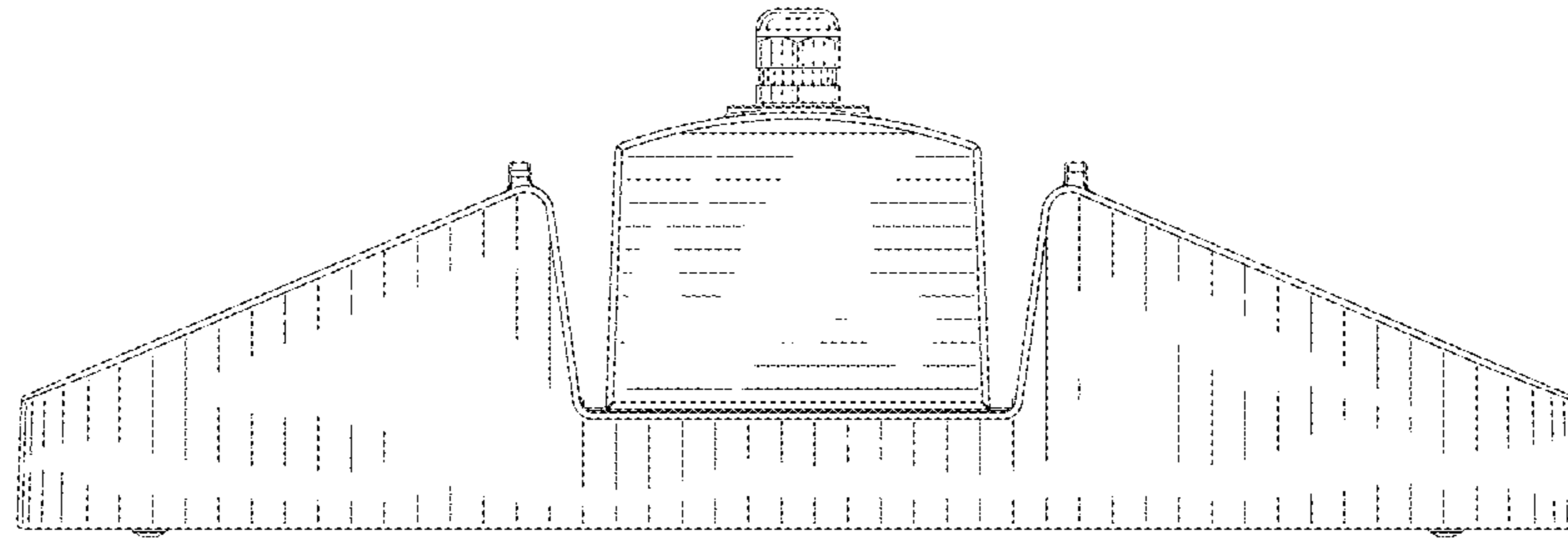


FIG. 2

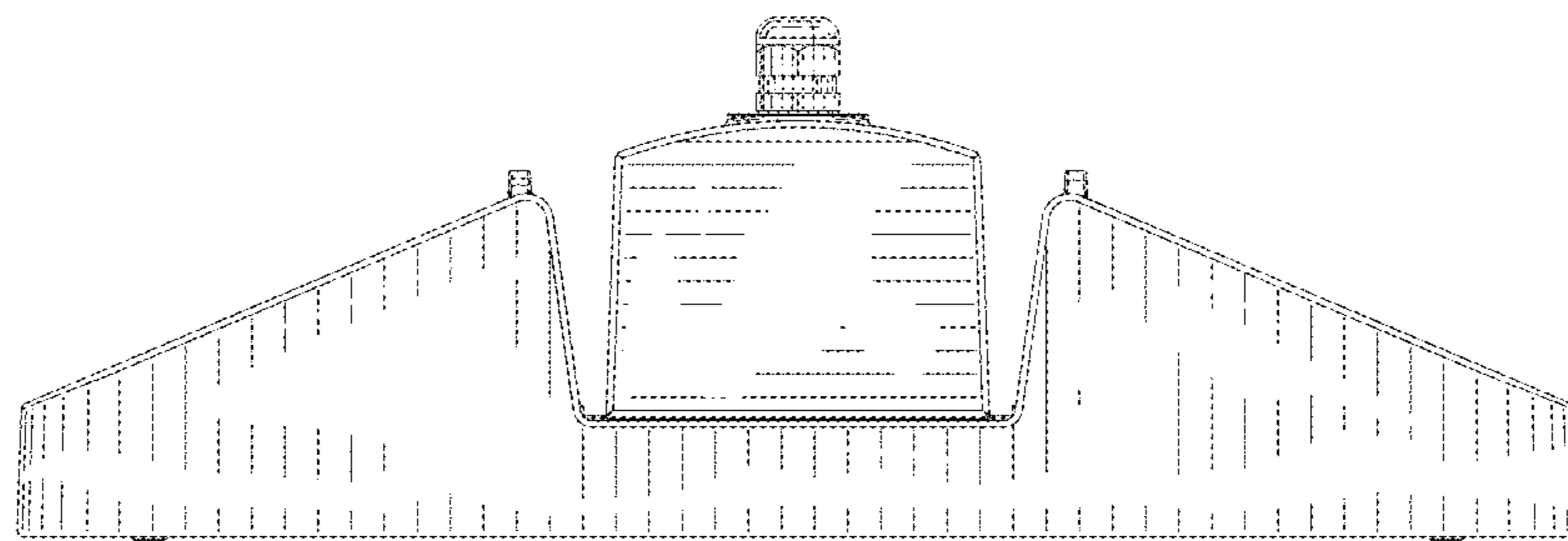


FIG. 3

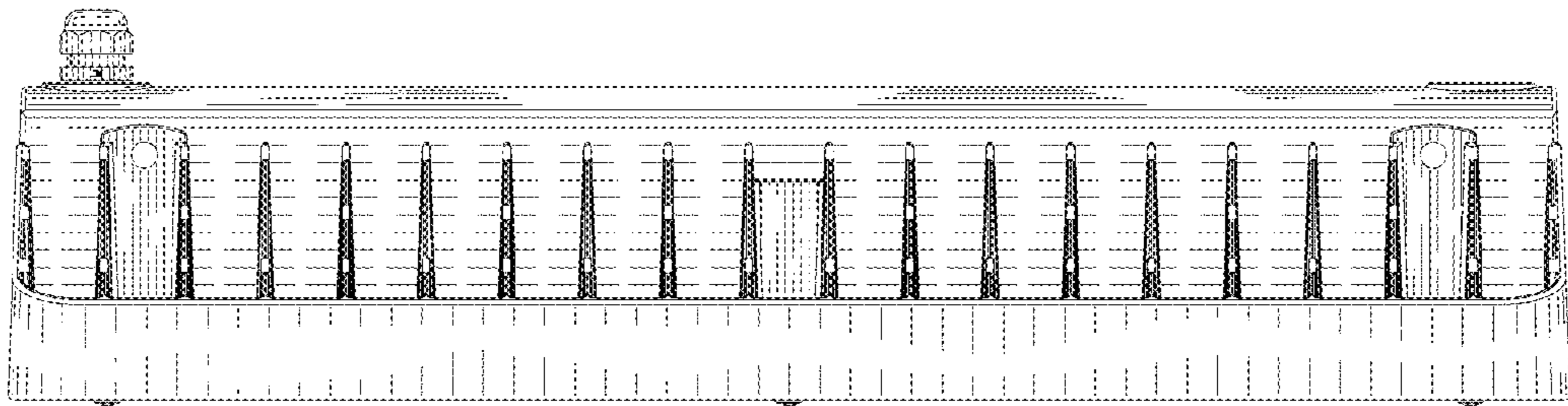


FIG. 4

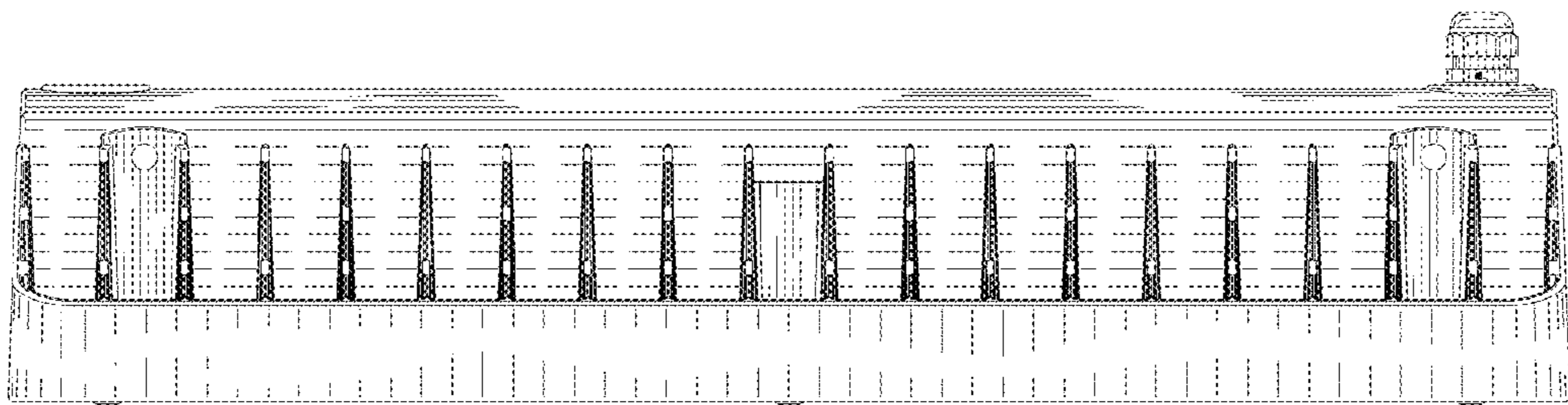


FIG. 5

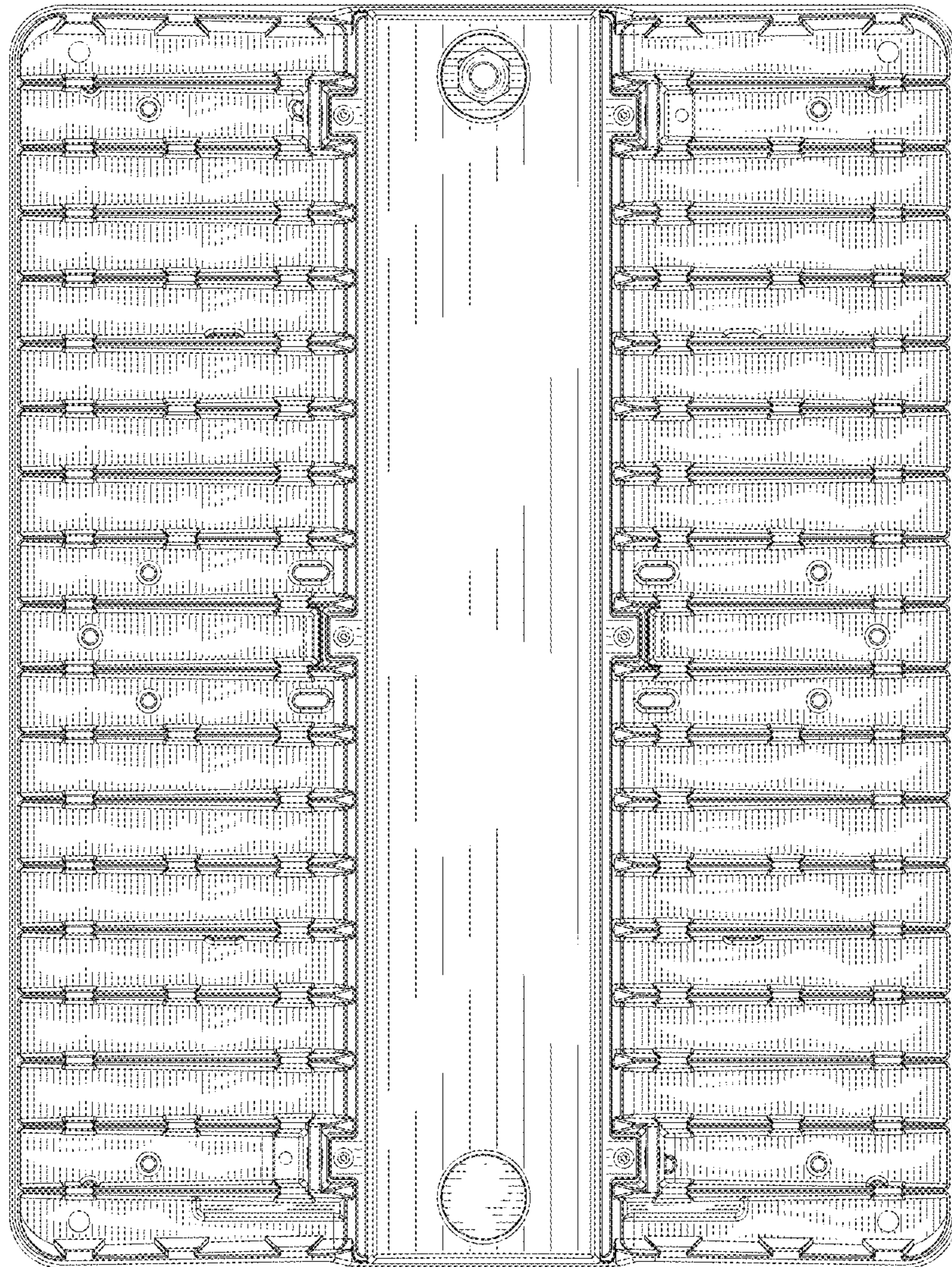


FIG. 6




FIG. 7