



US00D753855S

(12) **United States Design Patent**  
**Cacciabeve**

(10) **Patent No.:** **US D753,855 S**

(45) **Date of Patent:** **\*\* Apr. 12, 2016**

(54) **PORTABLE LIGHT**

(71) Applicant: **Robert Cacciabeve**, Boonton, NJ (US)

(72) Inventor: **Robert Cacciabeve**, Boonton, NJ (US)

(73) Assignee: **Walter R. Tucker Enterprises, Ltd.**,  
Deposit, NY (US)

(\*\*) Term: **14 Years**

(21) Appl. No.: **29/463,126**

(22) Filed: **Aug. 6, 2013**

(51) **LOC (10) Cl.** ..... **26-02**

(52) **U.S. Cl.**  
USPC ..... **D26/37**

(58) **Field of Classification Search**  
USPC ..... D26/37, 38, 39, 40, 41, 46, 60;  
362/157, 158, 183, 184, 194-196,  
362/202-208

CPC ..... F21L 2/00; F21L 4/00; F21L 4/005;  
F21L 17/00; F21L 13/08; F21Y 2101/00;  
F21V 21/30; F21V 21/406; F21W 2131/406;  
F21W 2131/407

See application file for complete search history.

(56) **References Cited**

**U.S. PATENT DOCUMENTS**

D355,272 S \* 2/1995 Chabria ..... D26/46  
D362,816 S \* 10/1995 Yuen ..... D10/106.1

D397,465 S \* 8/1998 Youri ..... D26/38  
D525,536 S \* 7/2006 Chan ..... D10/2  
D527,479 S \* 8/2006 Poucki ..... D26/42  
D543,301 S \* 5/2007 Chen ..... D26/42  
D604,435 S \* 11/2009 Kingston et al. .... D26/37  
D647,229 S \* 10/2011 Ma ..... D26/37  
D648,054 S \* 11/2011 Zhuang ..... D26/37  
D651,731 S \* 1/2012 Xu ..... D26/37  
D657,484 S \* 4/2012 Wu ..... D26/46  
D679,434 S \* 4/2013 Conroy ..... D26/39  
D691,310 S \* 10/2013 Zhou et al. .... D26/37  
D695,434 S \* 12/2013 Shen ..... D26/41  
D698,960 S \* 2/2014 Wu ..... D26/48

\* cited by examiner

*Primary Examiner* — Ian Simmons

*Assistant Examiner* — Carissa C Fitts

(74) *Attorney, Agent, or Firm* — Breiner & Breiner, L.L.C.

(57) **CLAIM**

The ornamental design for a portable light, as shown and described.

**DESCRIPTION**

FIG. 1 is a front view of the portable light;  
FIG. 2 is a rear view of the light;  
FIG. 3 is a first side view of the light;  
FIG. 4 is a second side view of the light;  
FIG. 5 is a first end view of the light; and,  
FIG. 6 is a second end view of the light.

The broken lines shown represent portions of the article not claimed and forms no part of the claimed design.

**1 Claim, 1 Drawing Sheet**

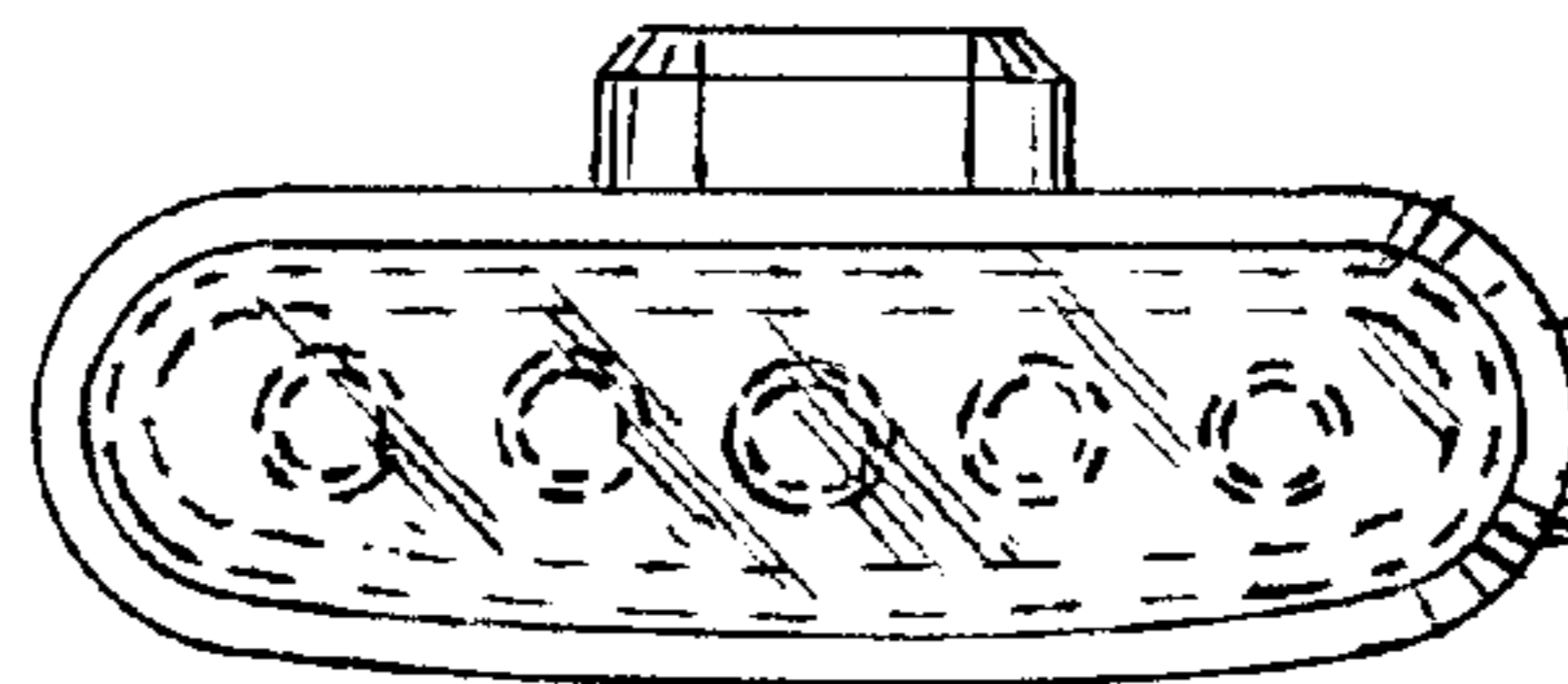
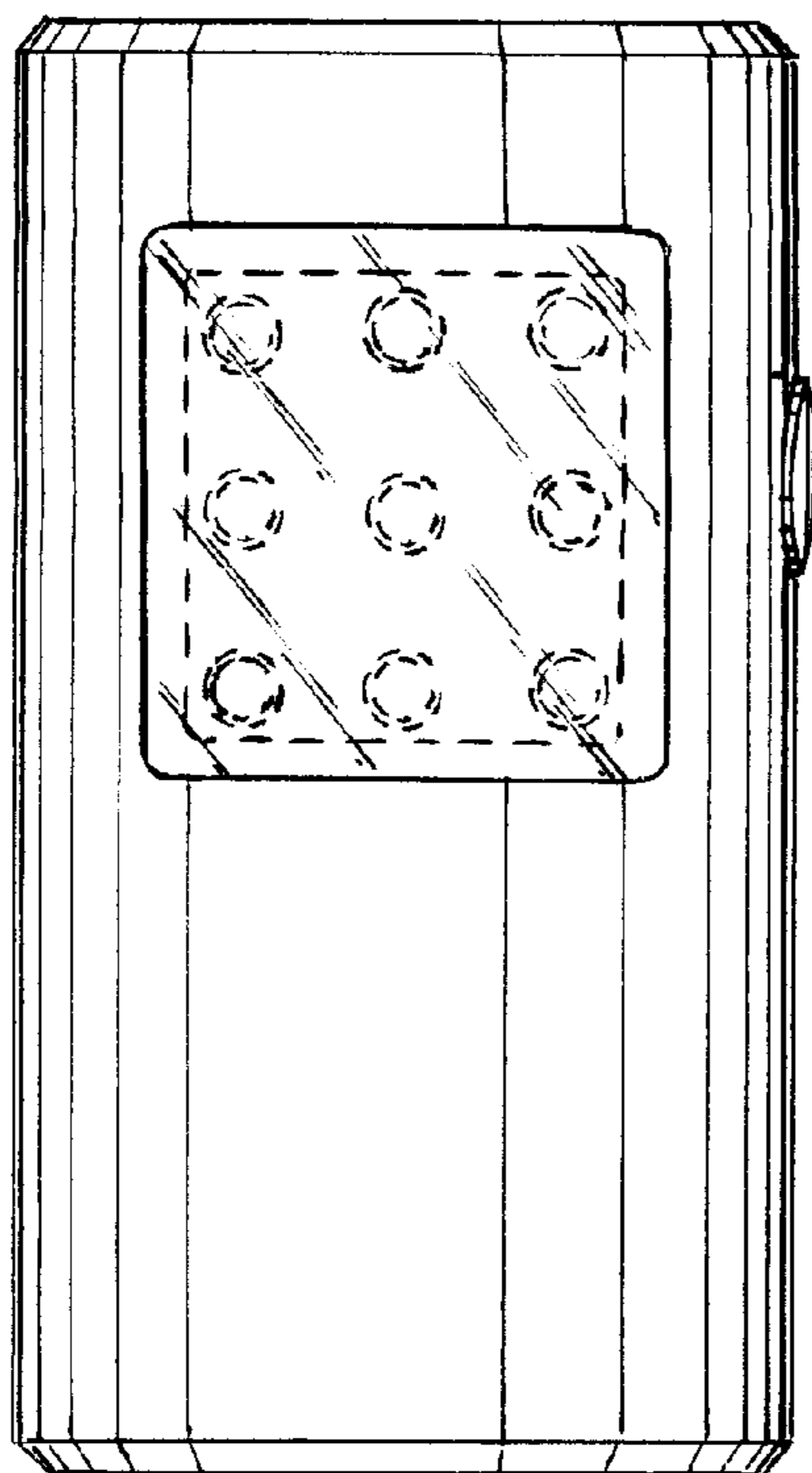


FIG. 1

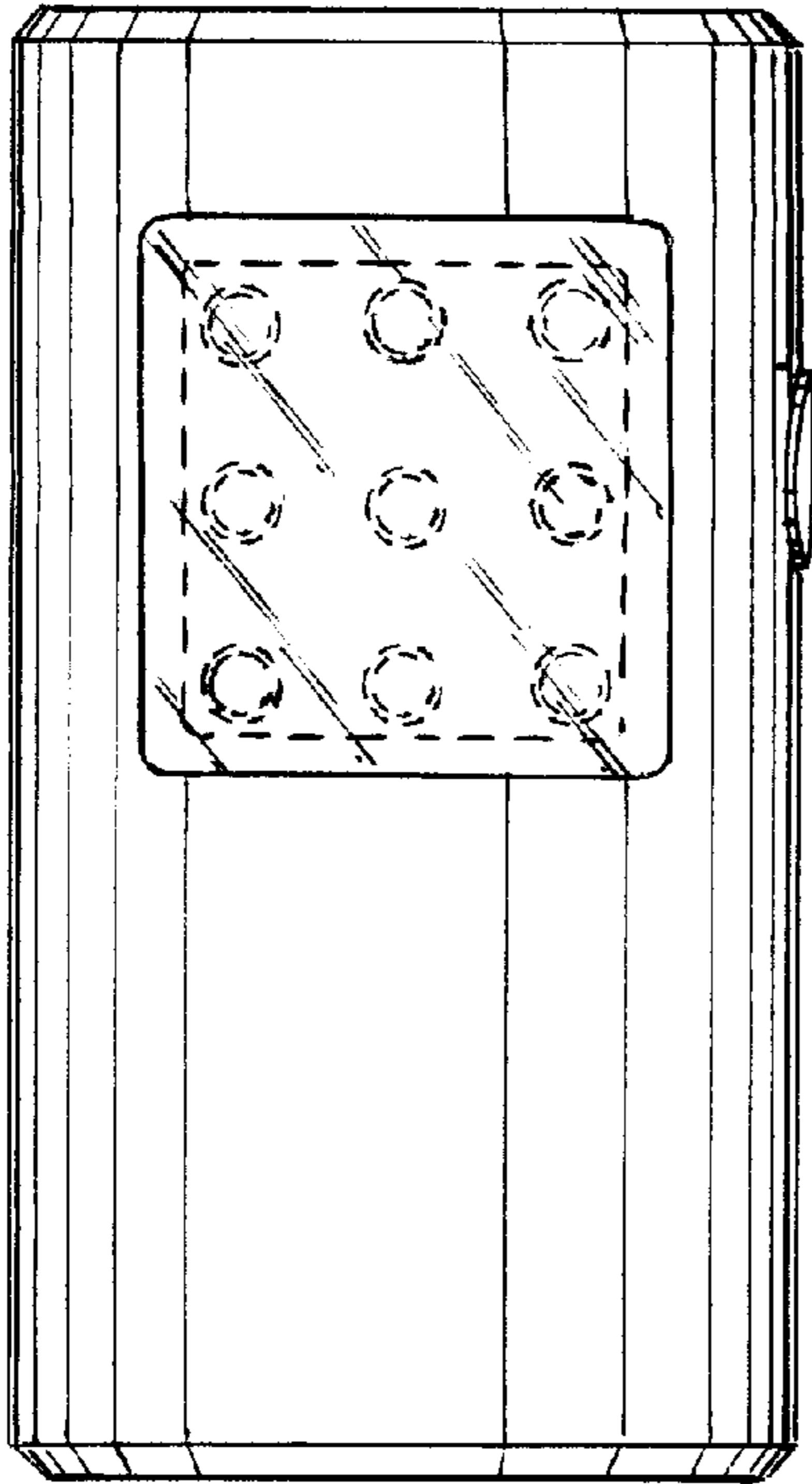


FIG. 2

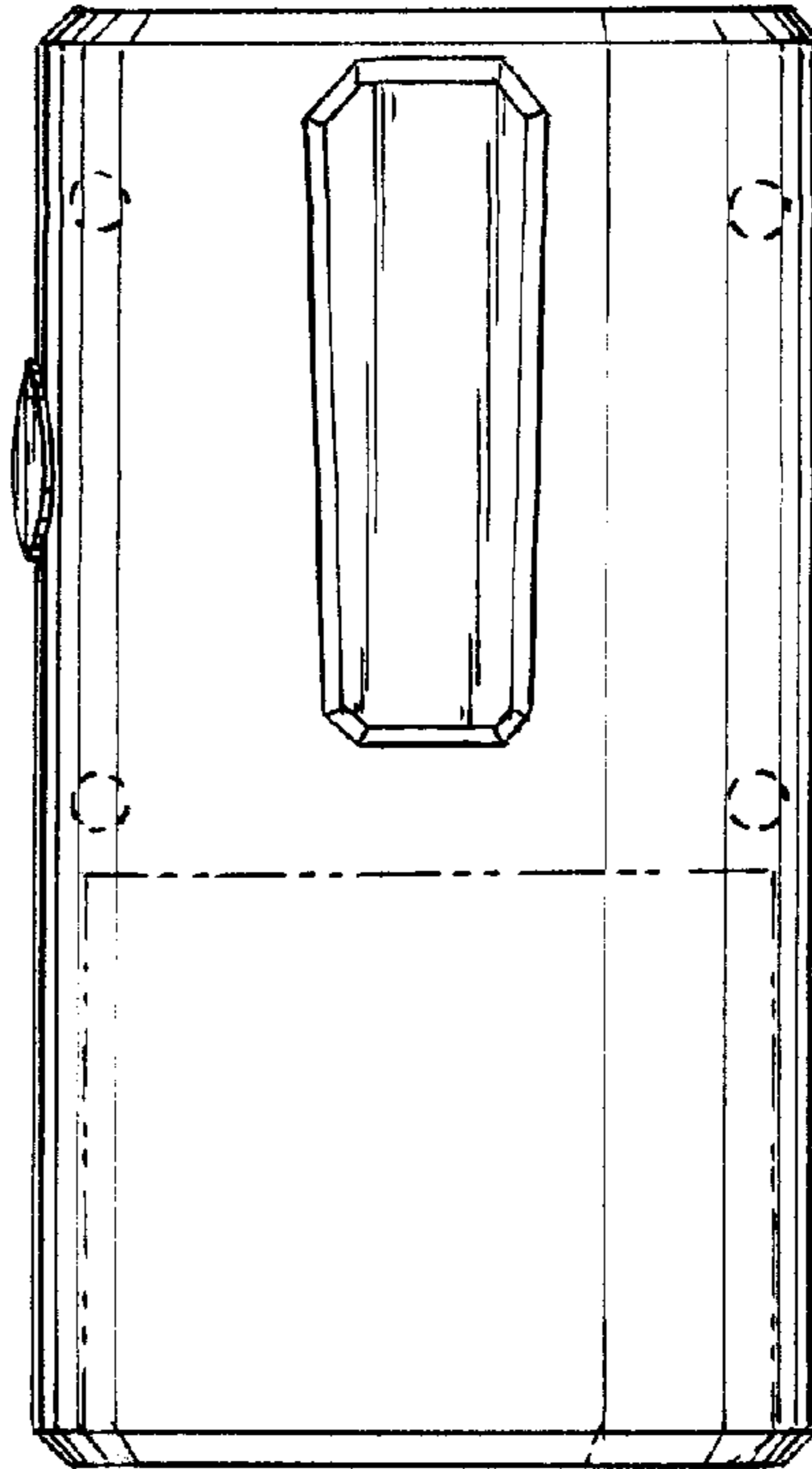


FIG. 3

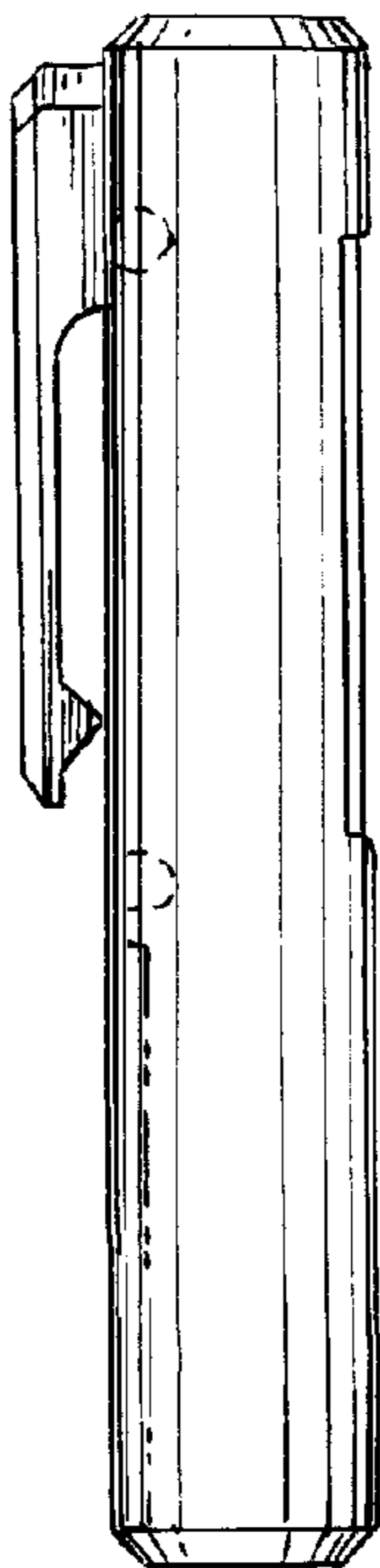


FIG. 4

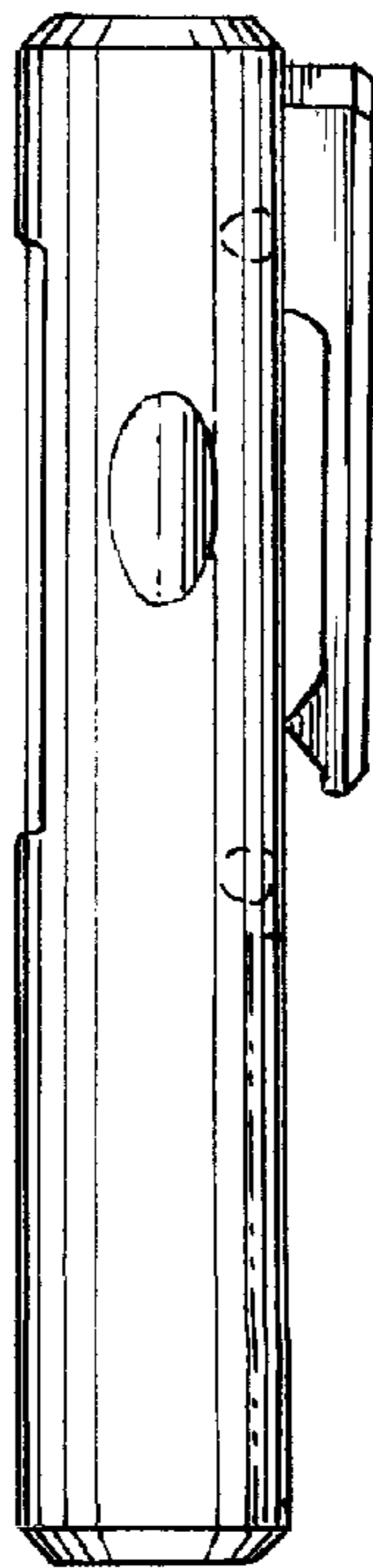


FIG. 5

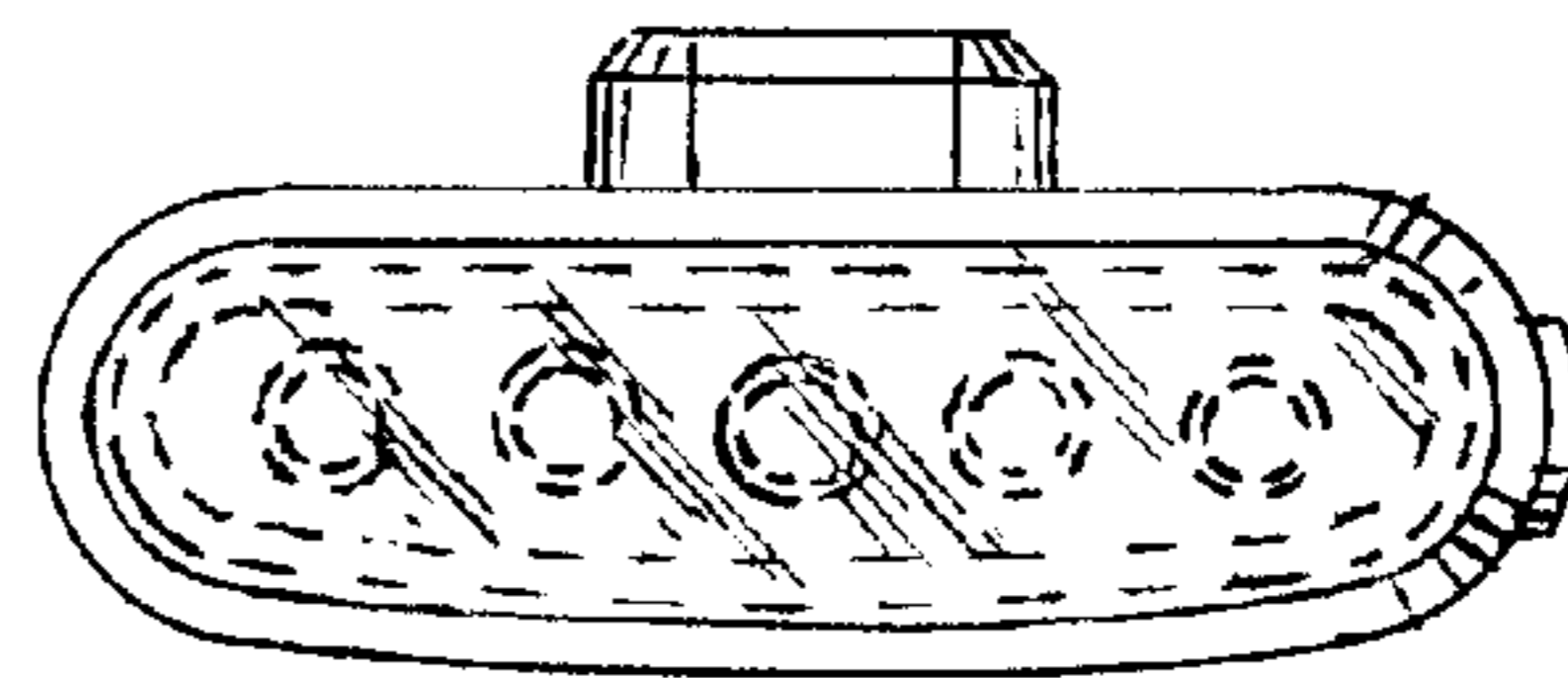


FIG. 6

