



US00D753845S

(12) **United States Design Patent**
Walsh

(10) **Patent No.:** **US D753,845 S**
(45) **Date of Patent:** **** Apr. 12, 2016**

- (54) **LITE FOR DOORS AND ENTRYWAYS**
- (71) Applicant: **Masonite Corporation**, Tampa, FL (US)
- (72) Inventor: **Jason Walsh**, Batavia, IL (US)
- (73) Assignee: **Masonite Corporation**, Tampa, FL (US)
- (**) Term: **14 Years**
- (21) Appl. No.: **29/500,584**
- (22) Filed: **Aug. 26, 2014**

Related U.S. Application Data

- (62) Division of application No. 29/434,036, filed on Oct. 9, 2012, now Pat. No. Des. 712,069, which is a division of application No. 29/409,475, filed on Dec. 23, 2011, now Pat. No. Des. 668,790.

- (51) **LOC (10) Cl.** **25-01**
- (52) **U.S. Cl.**
USPC **D25/103**
- (58) **Field of Classification Search**
USPC D25/103, 110, 111, 106
CPC B44F 11/04; B44C 5/00; B44C 3/12;
B44C 3/123; B44C 5/04; B44C 5/0407;
E04F 19/00; E06B 7/30
See application file for complete search history.

(56) **References Cited**

U.S. PATENT DOCUMENTS

286,434 A	10/1883	Herzog	
D15,972 S	3/1885	Heidt	
1,612,054 A	12/1926	Rez	
1,678,439 A	7/1928	Le Roy	
2,095,402 A *	10/1937	Stark, Jr. B44F 1/06
			156/244.11
D115,432 S	6/1938	Sutter	

D151,799 S	11/1948	Sutter
D193,156 S	7/1962	O'Donoghue
3,533,889 A	10/1970	Powell
3,619,456 A	11/1971	Taylor, Jr.
D257,407 S	10/1980	Maahsen
D260,290 S	8/1981	Shaffer et al.
D260,297 S	8/1981	Shaffer
D269,380 S	6/1983	d'Avila
4,619,850 A	10/1986	Charlton
D336,139 S	6/1993	Wilkening et al.
D341,210 S	11/1993	Zvi
D341,211 S	11/1993	Zvi
D341,212 S	11/1993	Zvi
D341,213 S	11/1993	Zvi
5,501,888 A	3/1996	Hanson et al.
6,185,883 B1	2/2001	Howard
D439,346 S	3/2001	Ben-Ezra
D478,674 S	8/2003	Lamberts

(Continued)

Primary Examiner — Doris Clark

(74) *Attorney, Agent, or Firm* — Berenato & White, LLC

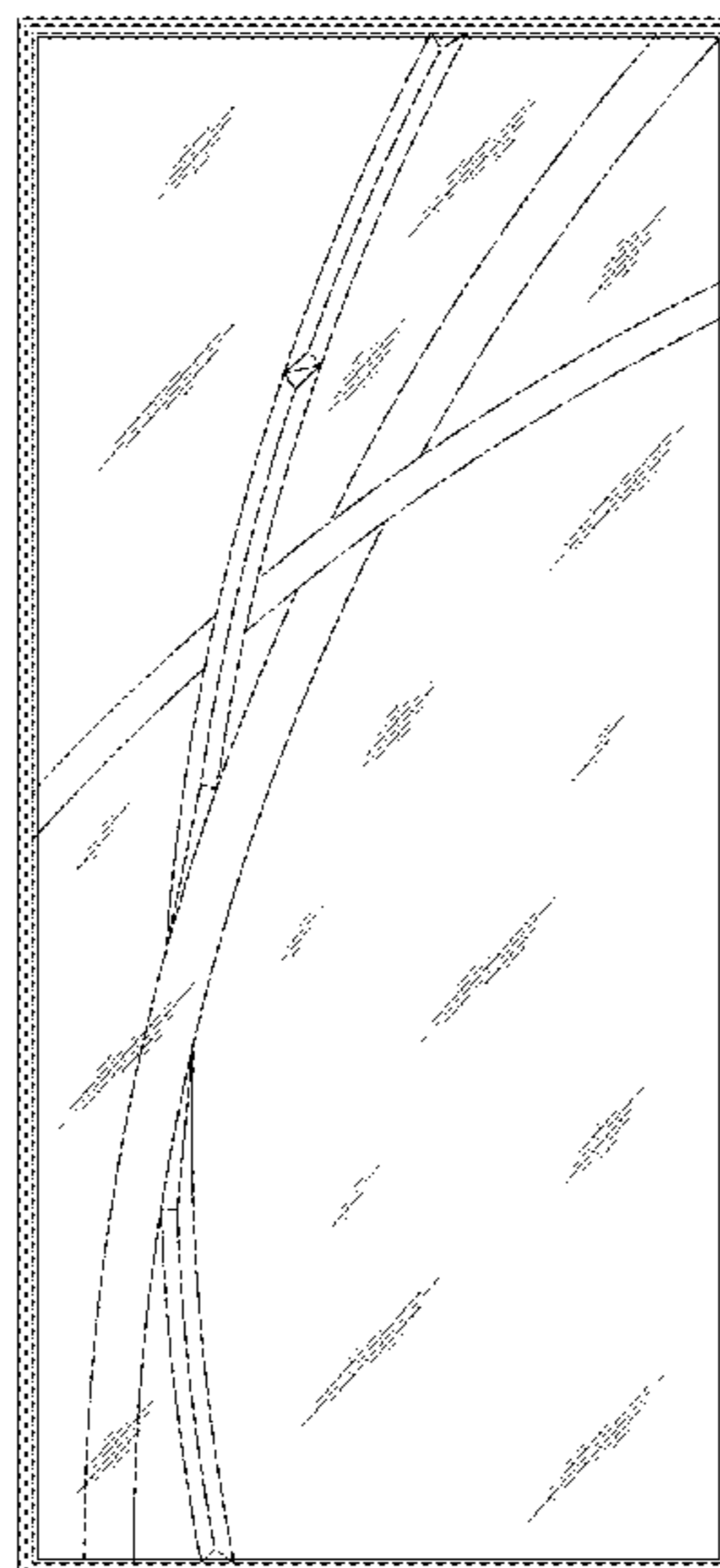
(57) **CLAIM**

The ornamental design for a lite for doors and entryways, as shown and described.

DESCRIPTION

FIG. 1 is a front elevational view of my design;
 FIG. 2 is a front elevational view of a second embodiment;
 FIG. 3 is a front elevational view of a third embodiment;
 FIG. 4 is a front elevational view of a fourth embodiment;
 FIG. 5 is a front elevational view of a fifth embodiment;
 FIG. 6 is a front elevational view of a sixth embodiment;
 FIG. 7 is a front elevational view of a seventh embodiment;
 and,
 FIG. 8 is a front elevational view of an eighth embodiment.
 The rear elevational view of each of FIGS. 1-8 is a mirror image thereof.

1 Claim, 8 Drawing Sheets



(56)

References Cited

U.S. PATENT DOCUMENTS

D482,132 S 11/2003 Alexander
D488,565 S 4/2004 Bresciani
6,736,534 B1 5/2004 Fite
D500,365 S 12/2004 Sommerfeld et al.
D555,806 S 11/2007 Berryman
D559,404 S 1/2008 Chen

D559,409 S 1/2008 McCarthy
D585,146 S 1/2009 McCarthy
D590,511 S 4/2009 Yen
D590,514 S 4/2009 Hu
D602,600 S 10/2009 Yen
D615,213 S 5/2010 Yen
D634,027 S 3/2011 Hu
D668,790 S 10/2012 Walsh
D695,419 S * 12/2013 Groening D25/103
* cited by examiner

Fig. 1




Fig. 2




Fig. 3




Fig. 4

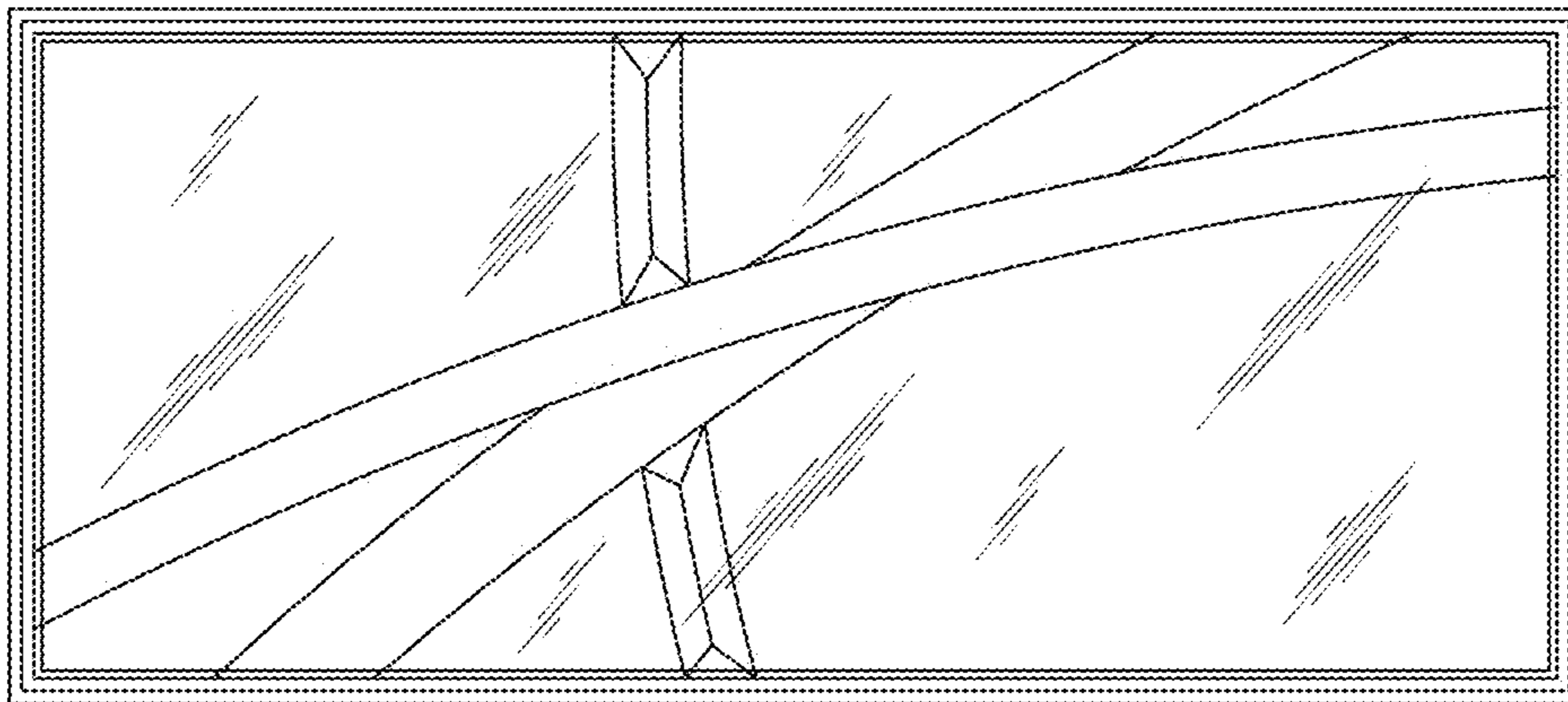


Fig. 5

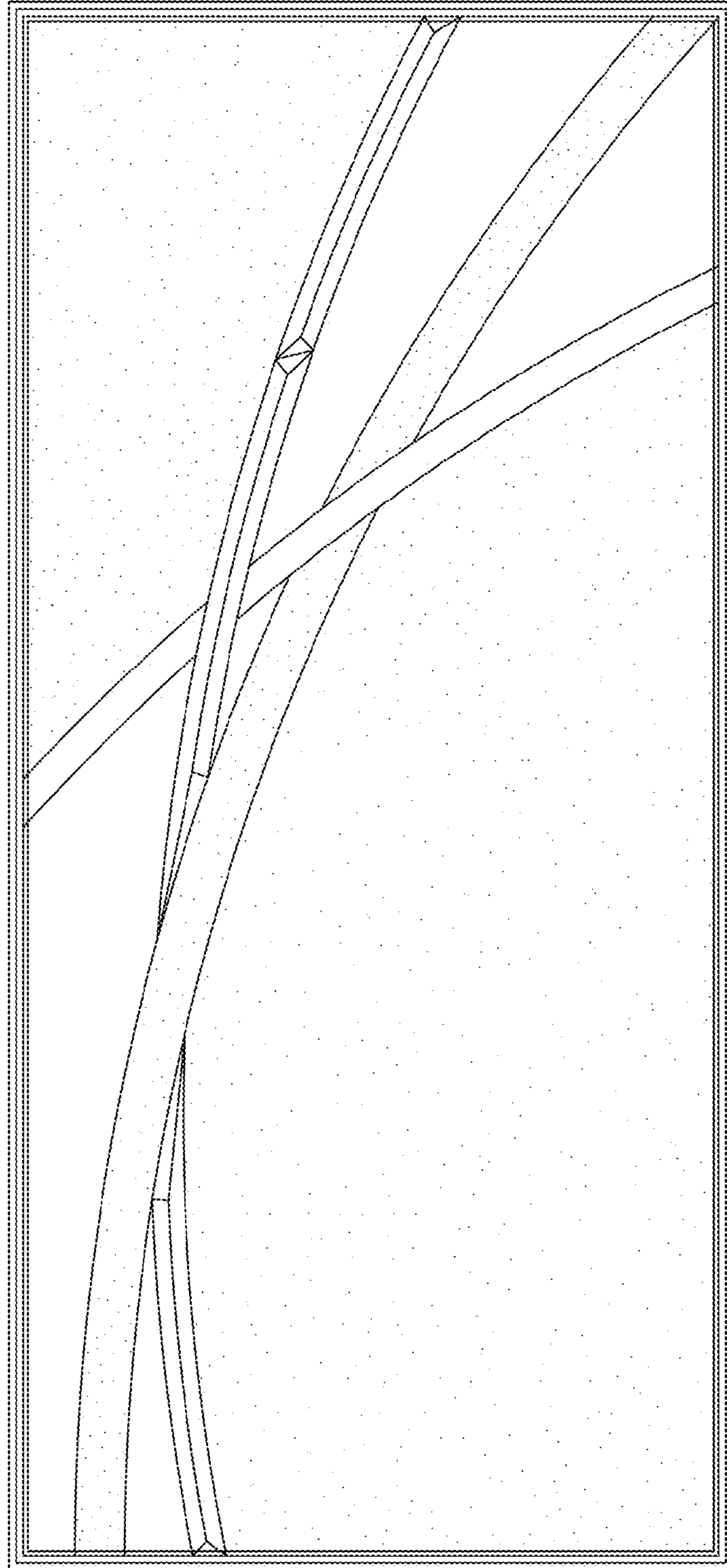


Fig. 6

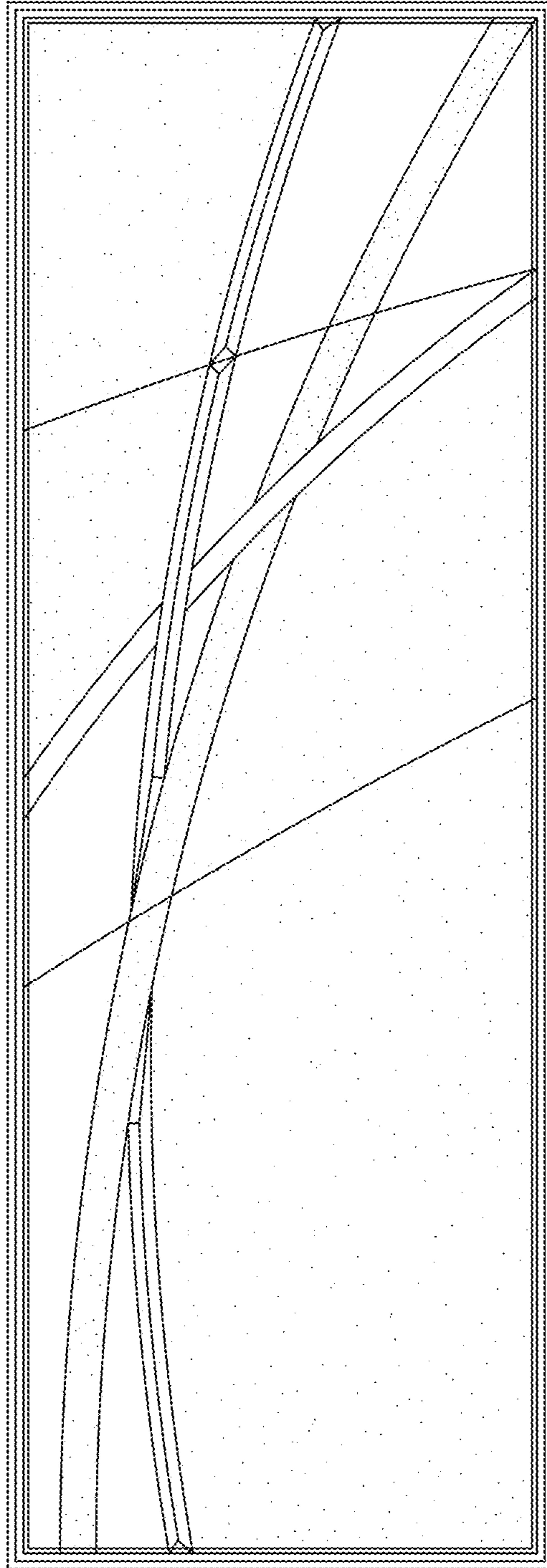


Fig. 7




Fig. 8

