



US00D753836S

(12) **United States Design Patent**
Higgins

(10) **Patent No.:** **US D753,836 S**

(45) **Date of Patent:** **** *Apr. 12, 2016**

- (54) **COMPRESSION ELBOW SLEEVE**
- (71) Applicant: **ING SOURCE, INC.**, Hickory, NC (US)
- (72) Inventor: **David B. Higgins**, Newton, NC (US)
- (73) Assignee: **ING Source, Inc.**, Hickory, NC (US)
- (*) Notice: This patent is subject to a terminal disclaimer.
- (**) Term: **14 Years**
- (21) Appl. No.: **29/492,958**
- (22) Filed: **Jun. 4, 2014**
- (51) **LOC (10) Cl.** **24-04**
- (52) **U.S. Cl.**
USPC **D24/190**
- (58) **Field of Classification Search**
USPC D24/188, 189, 190; D29/120.1, 121.1; D2/894; D11/3
CPC A61H 9/0078; A61H 2209/00; A61H 2205/106; A61H 2201/1697; A61H 9/0092; A61H 2205/10; A61F 13/085; A61F 5/0123; A61F 5/0106; A61F 5/0109; A61F 2005/0176
See application file for complete search history.

- (56) **References Cited**
U.S. PATENT DOCUMENTS
5,338,290 A * 8/1994 Aboud A61F 13/06 602/62
6,080,124 A * 6/2000 Falk A61F 5/34 602/23
D435,911 S * 1/2001 Yeager D24/206
D445,192 S * 7/2001 Rodgers D24/192
D460,824 S * 7/2002 Ames D24/190
6,485,448 B2 * 11/2002 Lamping A61F 13/062 602/1

- D480,969 S * 10/2003 Owens 220/4.27
- 6,755,800 B2 * 6/2004 Weaver, II A61F 13/108 128/112.1
- 6,863,657 B1 * 3/2005 Clements A61F 5/0106 602/23
- D523,240 S * 6/2006 Luke D3/221
- D533,774 S * 12/2006 Harper D9/434
- D604,191 S * 11/2009 Ohara D11/3
- D624,246 S * 9/2010 Houtz D29/120.1
- D663,075 S * 7/2012 Overton D29/120.1
- 9,027,514 B2 * 5/2015 Kantor A01K 11/00 119/857
- D731,345 S * 6/2015 Stewart D11/3
- 2005/0240134 A1 * 10/2005 Brown A61F 5/0106 602/26

* cited by examiner

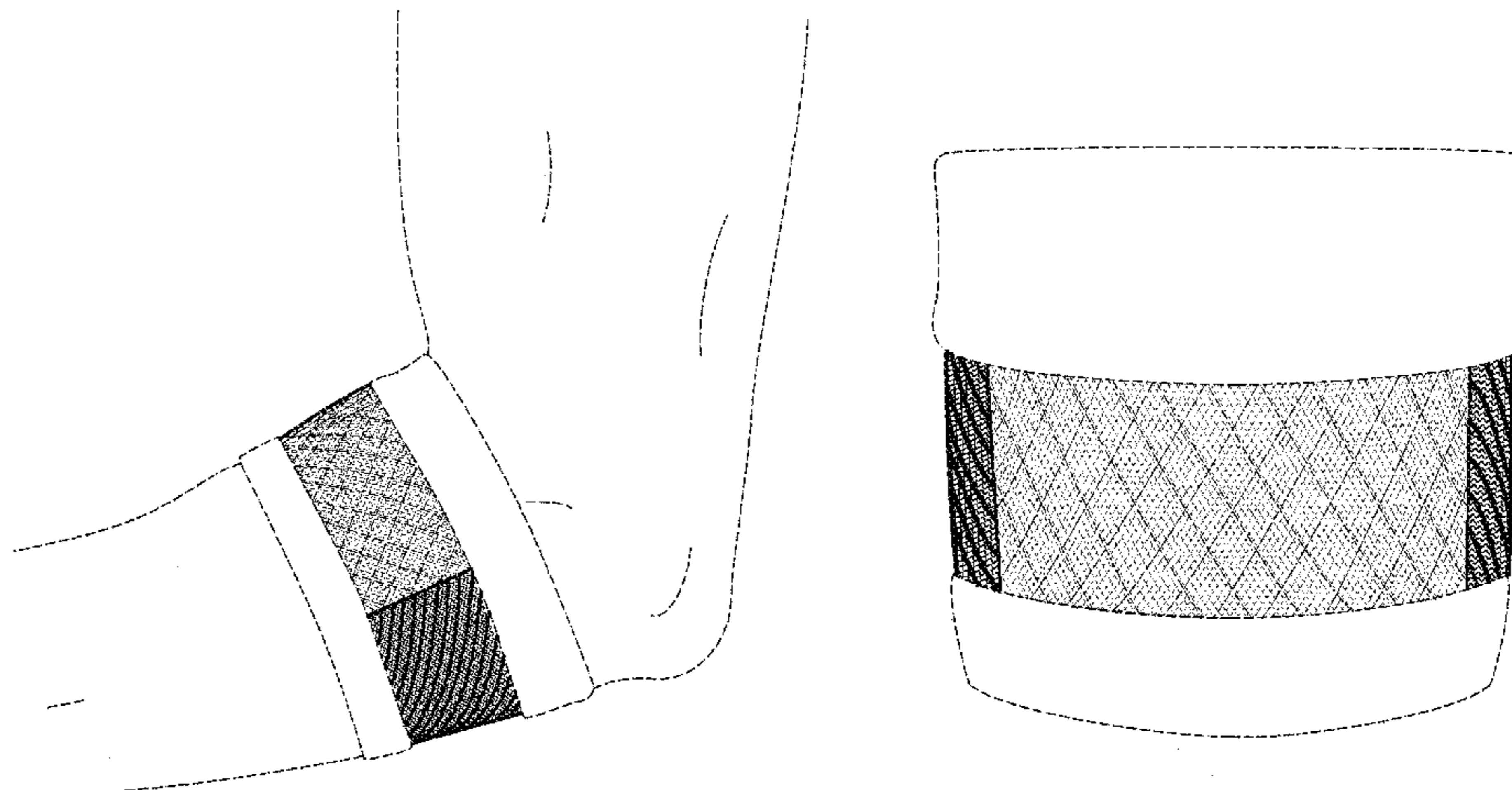
Primary Examiner — George D Kirschbaum
Assistant Examiner — Jennifer Watkins
(74) *Attorney, Agent, or Firm* — Schwartz Law Firm, P.C.

(57) **CLAIM**
I claim the ornamental design for a compression elbow sleeve, as shown and described.

DESCRIPTION

FIG. 1 is a perspective view of a compression elbow sleeve; FIG. 2 is a front view of the compression elbow sleeve; FIG. 3 is a rear view of the compression elbow sleeve; FIG. 4 is a left side view of the compression elbow sleeve; and, FIG. 5 is a right side view of the compression elbow sleeve. In FIG. 1, the broken line showing of a human arm is for the purpose of showing environment which forms no part of the claim. The broken line showing on the compression elbow sleeve is for the purpose of illustrating portions of the sleeve which form no part of the claim. The patterns on the sleeve represent claimed yarn and thread contrast.

1 Claim, 5 Drawing Sheets



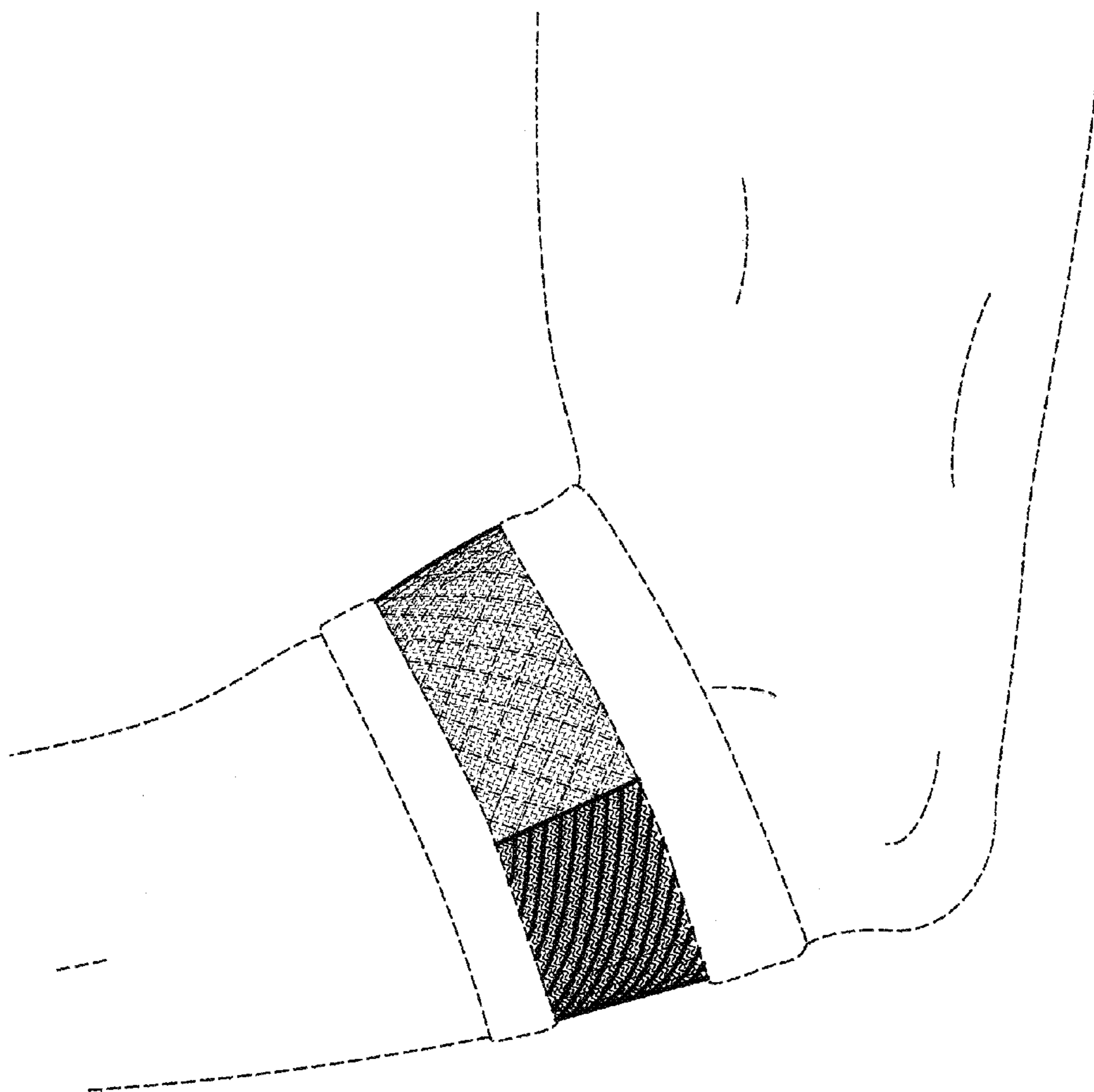


Fig. 1

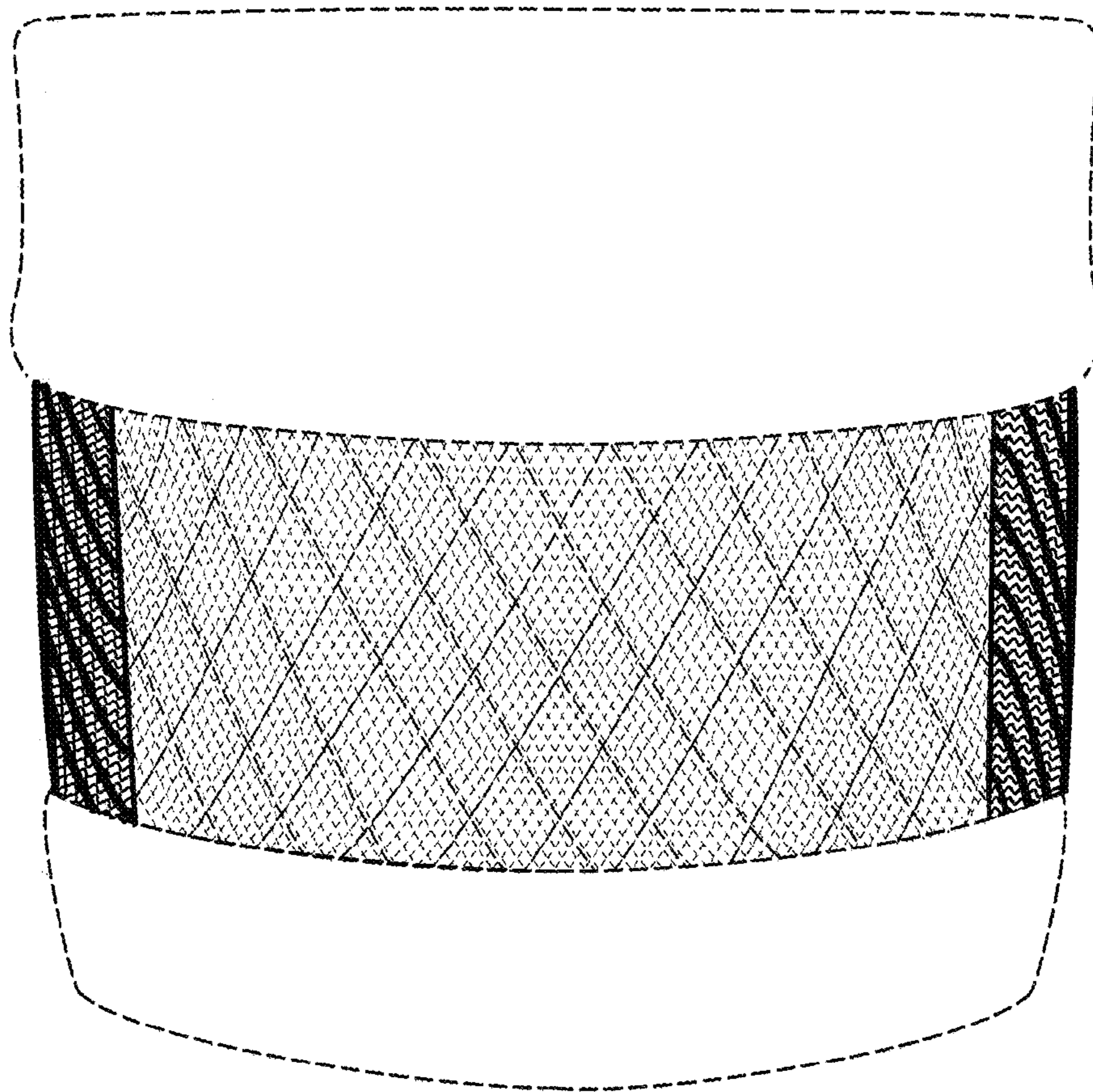


Fig. 2




Fig. 3

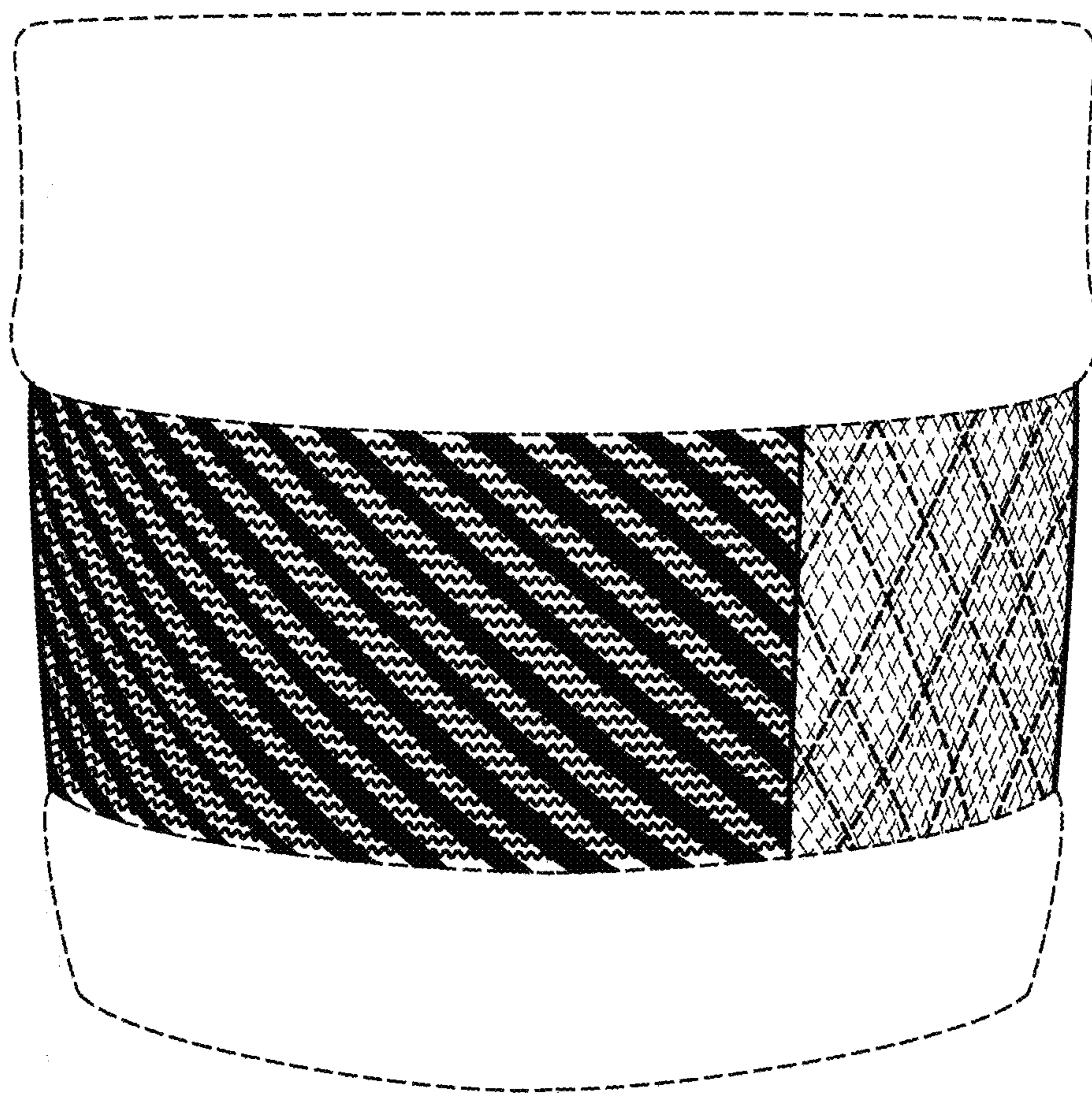


Fig. 4

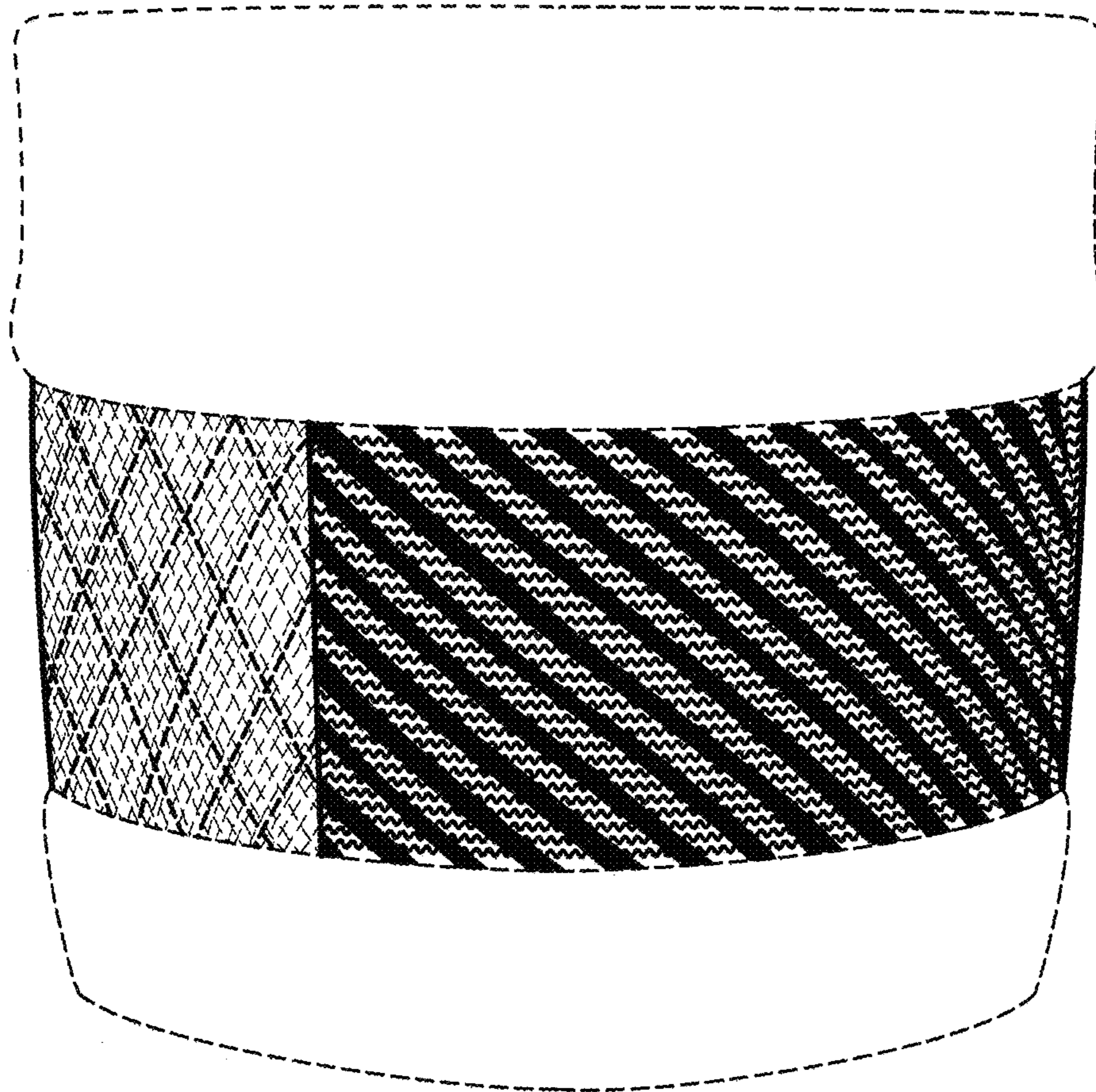


Fig. 5