



US00D753825S

(12) **United States Design Patent**  
**Shalon et al.**

(10) **Patent No.:** **US D753,825 S**  
(45) **Date of Patent:** **\*\* Apr. 12, 2016**

(54) **TRANSPARENT ANAL PLUG**

(56) **References Cited**

(71) Applicant: **Renew Medical, Inc.**, Palo Alto, CA  
(US)

U.S. PATENT DOCUMENTS

(72) Inventors: **Tidhar Shalon**, Palo Alto, CA (US);  
**Guy Kotlizky**, Kfar-Shemaryahu (IL)

2,653,599	A *	9/1953	Bell .....	A61F 5/0093 128/98.1
3,939,842	A *	2/1976	Harris .....	A61F 5/0093 607/113
4,686,985	A *	8/1987	Lottick .....	A61M 29/02 606/192
5,030,199	A *	7/1991	Barwick .....	A61F 2/0018 600/29
5,722,931	A *	3/1998	Heaven .....	A61F 2/0009 600/29
7,553,273	B2 *	6/2009	Ferguson .....	A61F 2/0009 600/29
8,439,819	B2 *	5/2013	Shalon .....	A61F 2/0009 600/29
D724,731	S *	3/2015	Shalon .....	D24/141
D737,970	S *	9/2015	Shalon .....	D24/141

(73) Assignee: **Renew Medical, Inc.**, Palo Alto, CA  
(US)

(\*\*) Term: **14 Years**

(21) Appl. No.: **29/520,946**

(22) Filed: **Mar. 19, 2015**

\* cited by examiner

**Related U.S. Application Data**

(60) Continuation-in-part of application No. 29/464,761,  
filed on Aug. 21, 2013, now Pat. No. Des. 737,967,  
which is a division of application No. 29/423,622, filed  
on Jun. 3, 2012, now Pat. No. Des. 691,262.

*Primary Examiner* — Wan Laymon

(74) *Attorney, Agent, or Firm* — Ash Tankha; Lipton,  
Weinberger & Husick

(51) **LOC (10) Cl.** ..... **24-02**

(52) **U.S. Cl.**  
USPC ..... **D24/141**

(57) **CLAIM**

The ornamental design for a transparent anal plug, as shown  
and described.

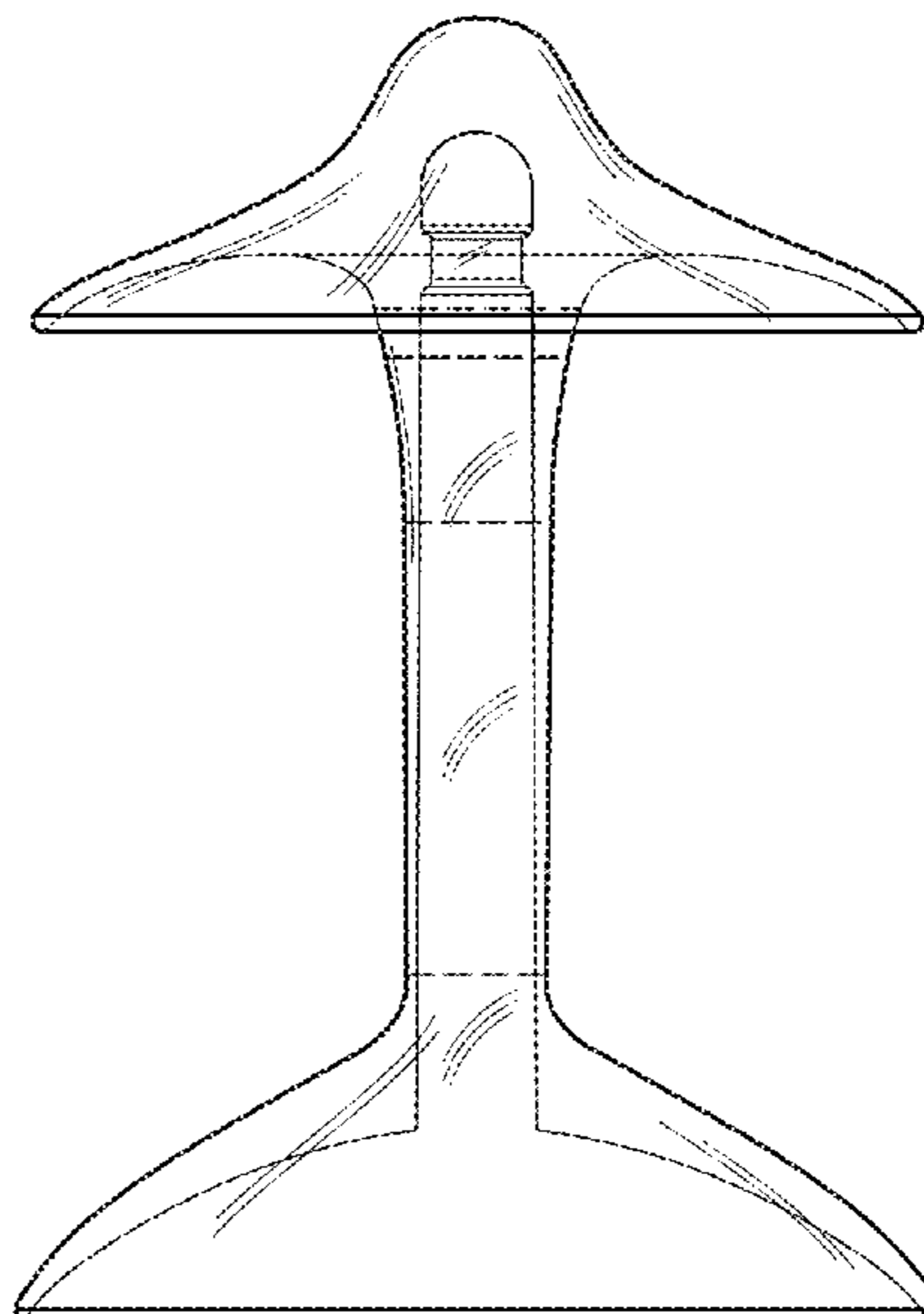
(58) **Field of Classification Search**  
USPC ..... D24/133, 140-141, 107; 128/885;  
600/29-30, 32; 604/332, 335, 337;  
606/114, 191, 197  
CPC ... A61F 5/0093; A61F 2/0009; A61F 2/0004;  
A61F 2/0022

**DESCRIPTION**

FIG. 1 is a front view of a transparent anal plug showing our  
design; the rear view is a mirror image of the front view;  
FIG. 2 is a right side view thereof; the left side view is a mirror  
image of the right side view;  
FIG. 3 is a top view thereof;  
FIG. 4 is a bottom view thereof; and,  
FIG. 5 is cross section view taken in the direction of line 5-5  
of FIG. 3.  
The broken lines shown in the figures represent portions of  
the transparent anal plug that form no part of the claimed  
design.

See application file for complete search history.

**1 Claim, 4 Drawing Sheets**



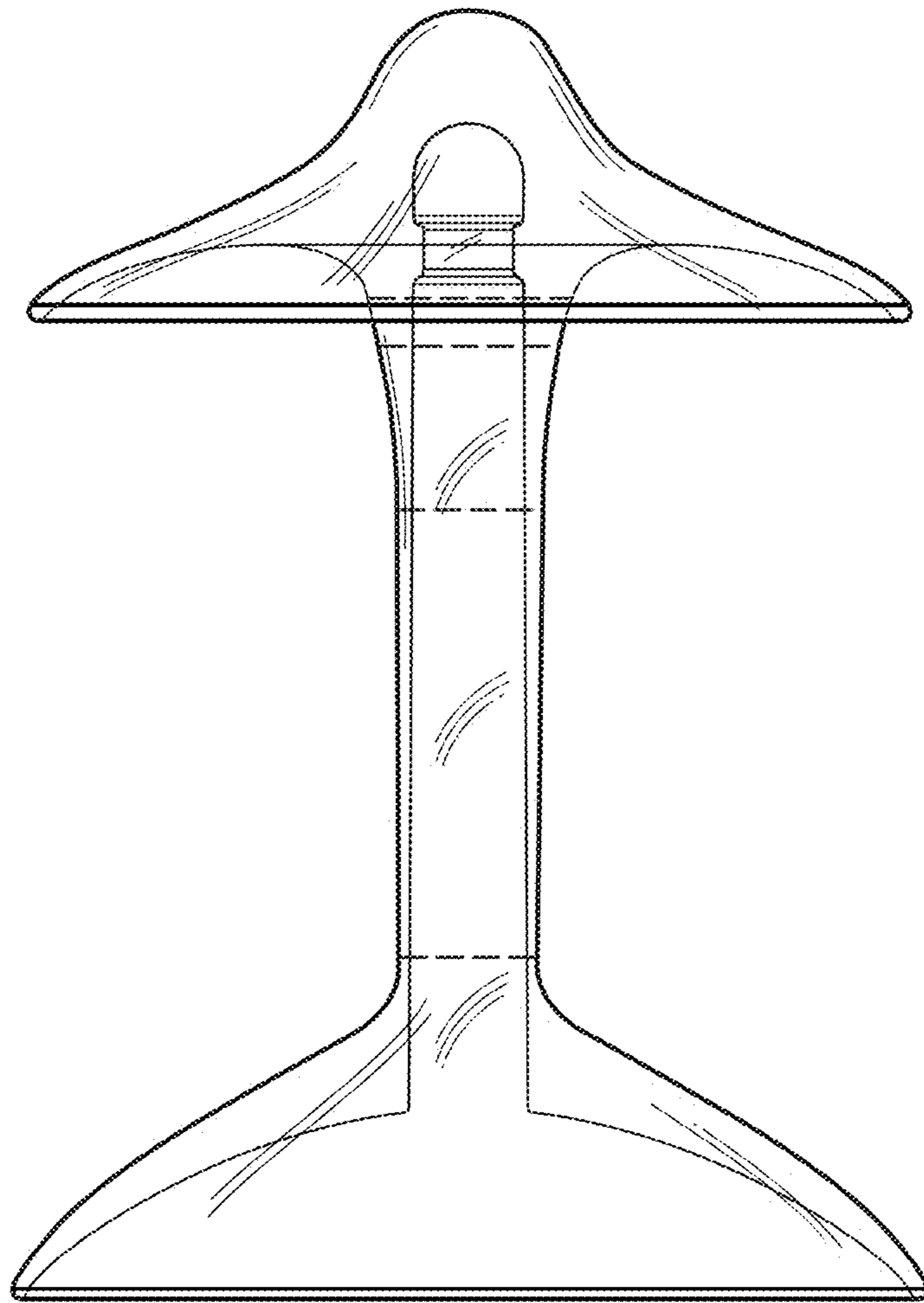


FIG. 1

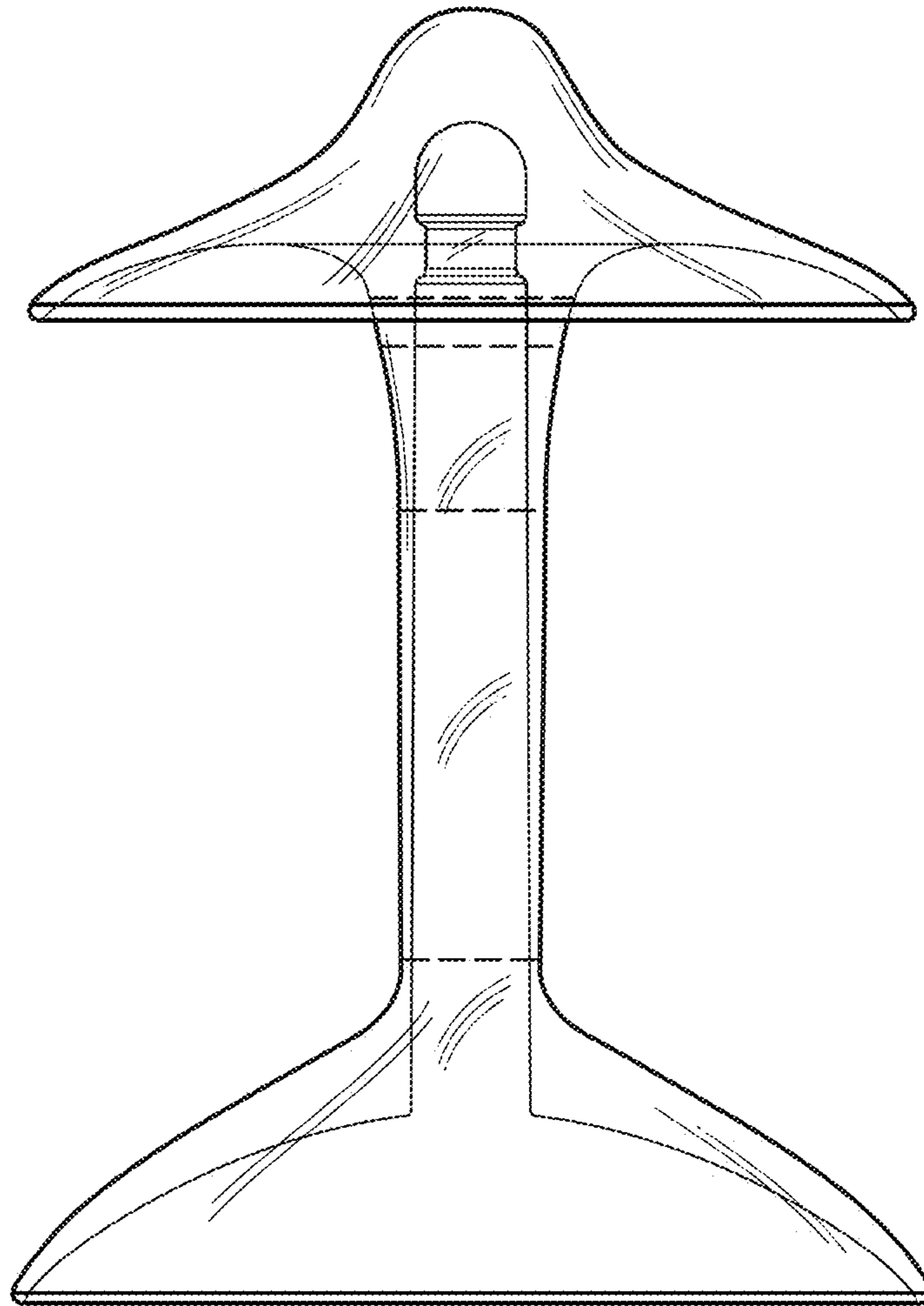


FIG. 2

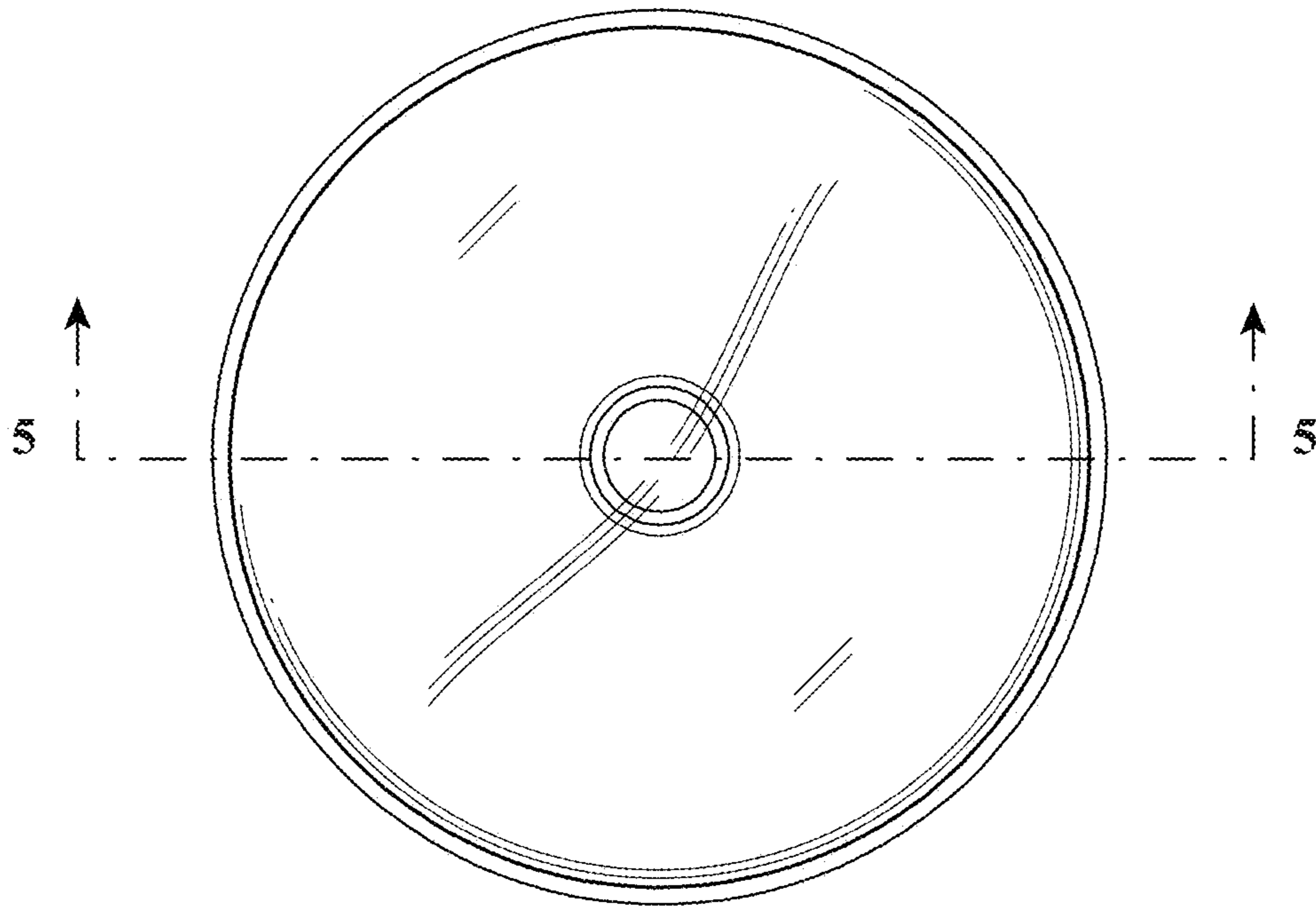


FIG. 3

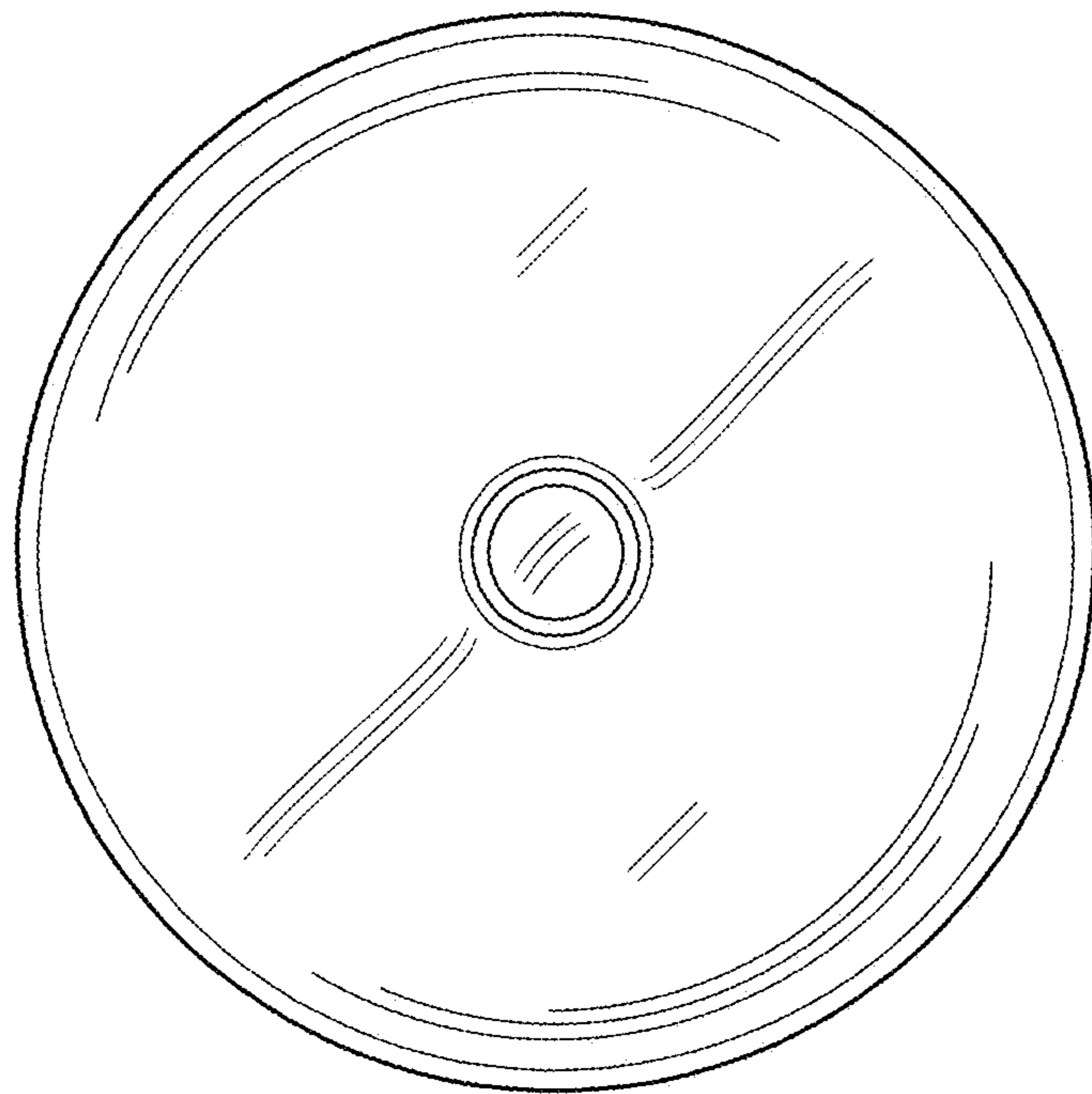


FIG. 4

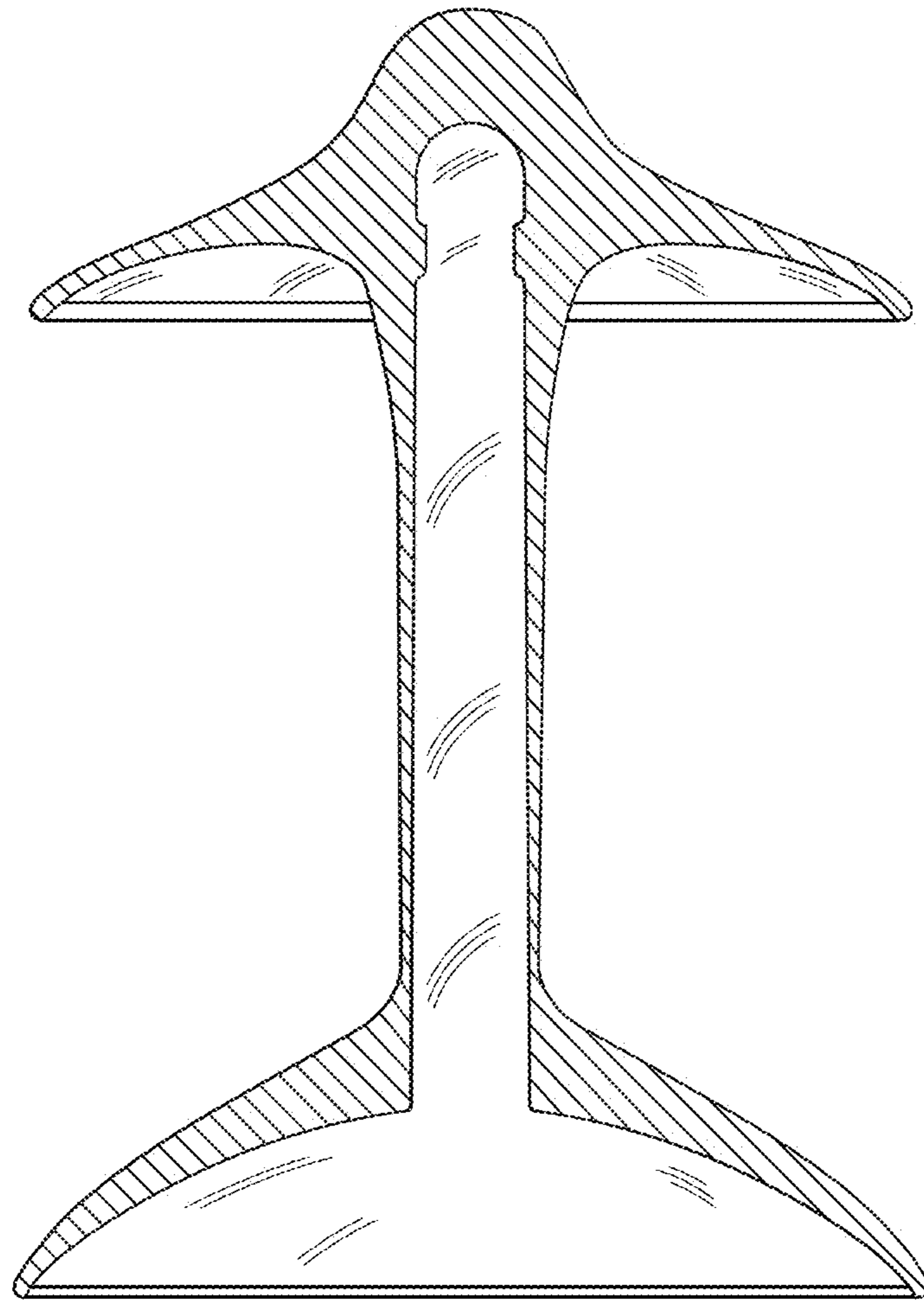


FIG. 5