



US00D753821S

(12) **United States Design Patent**
Pepper et al.

(10) **Patent No.:** **US D753,821 S**
(45) **Date of Patent:** **** Apr. 12, 2016**

(54) **NASAL DILATOR DEVICE**

FOREIGN PATENT DOCUMENTS

(71) Applicant: **ASAP BreatheAssist Pty Ltd**, Victoria (AU)

CA 2 566 268 A1 11/2004
EP 1 968 684 A0 9/2008

(Continued)

(72) Inventors: **Elizabeth Jane Pepper**, Victoria (AU);
Michael Ralph Burgess Johnson,
Victoria (AU); **Justin Robert**
Armistead, Victoria (AU); **Toby James**
Hartley, Victoria (AU); **George**
Kotsiopoulos, Victoria (AU)

OTHER PUBLICATIONS

http://www.snoringcure.ca/breathe_ez_nasal_anti_snoring_medical_device.htm, pp. 1-2, (2014).

http://www.snoringcure.ca/clipair_nasal_anti_snoring_medical_dilator_device.htm; pp. 1-2, (2014).

http://www.snoringcure.ca/nozovent_nasal_anti_snoring_medical_dilator_device.htm, pp. 1-3, (2014).

(Continued)

(73) Assignee: **ASAP BREATHEASSIST PTY LTD**,
Victoria (AU)

(**) Term: **14 Years**

Primary Examiner — Wan Laymon

Assistant Examiner — Mark Booker

(21) Appl. No.: **29/512,492**

(74) *Attorney, Agent, or Firm* — Pillsbury Winthrop Shaw Pittman, LLP

(22) Filed: **Dec. 19, 2014**

(30) **Foreign Application Priority Data**

Jun. 20, 2014 (AU) 13060/2014

(51) **LOC (10) Cl.** **24-02**

(52) **U.S. Cl.**
USPC **D24/135**

(58) **Field of Classification Search**
USPC D24/135, 133, 136; 606/191, 192, 193,
606/194, 195, 196, 197, 198, 199
CPC A61F 5/08; A61B 17/0057; A61B 1/233;
A61M 29/00; A61M 29/02
See application file for complete search history.

(57) **CLAIM**

The ornamental design for a nasal dilator device, as shown and described.

DESCRIPTION

FIG. 1 is a front elevation view of a nasal dilator device in accordance with the invention;

FIG. 2 is a top plan view of the nasal dilator device;

FIG. 3 is a bottom plan view of the nasal dilator device;

FIG. 4 is a right side elevation view of the nasal dilator device;

FIG. 5 is an isometric front view of the nasal dilator device;

FIG. 6 is a left side elevation view of the nasal dilator device;

FIG. 7 is a rear elevation view of the nasal dilator device; and,

FIG. 8 is an isometric rear view of the nasal dilator device.

The broken lines showing in the figures are included for the purpose of illustrating portions of the nasal dilator device and form no part of the claimed design.

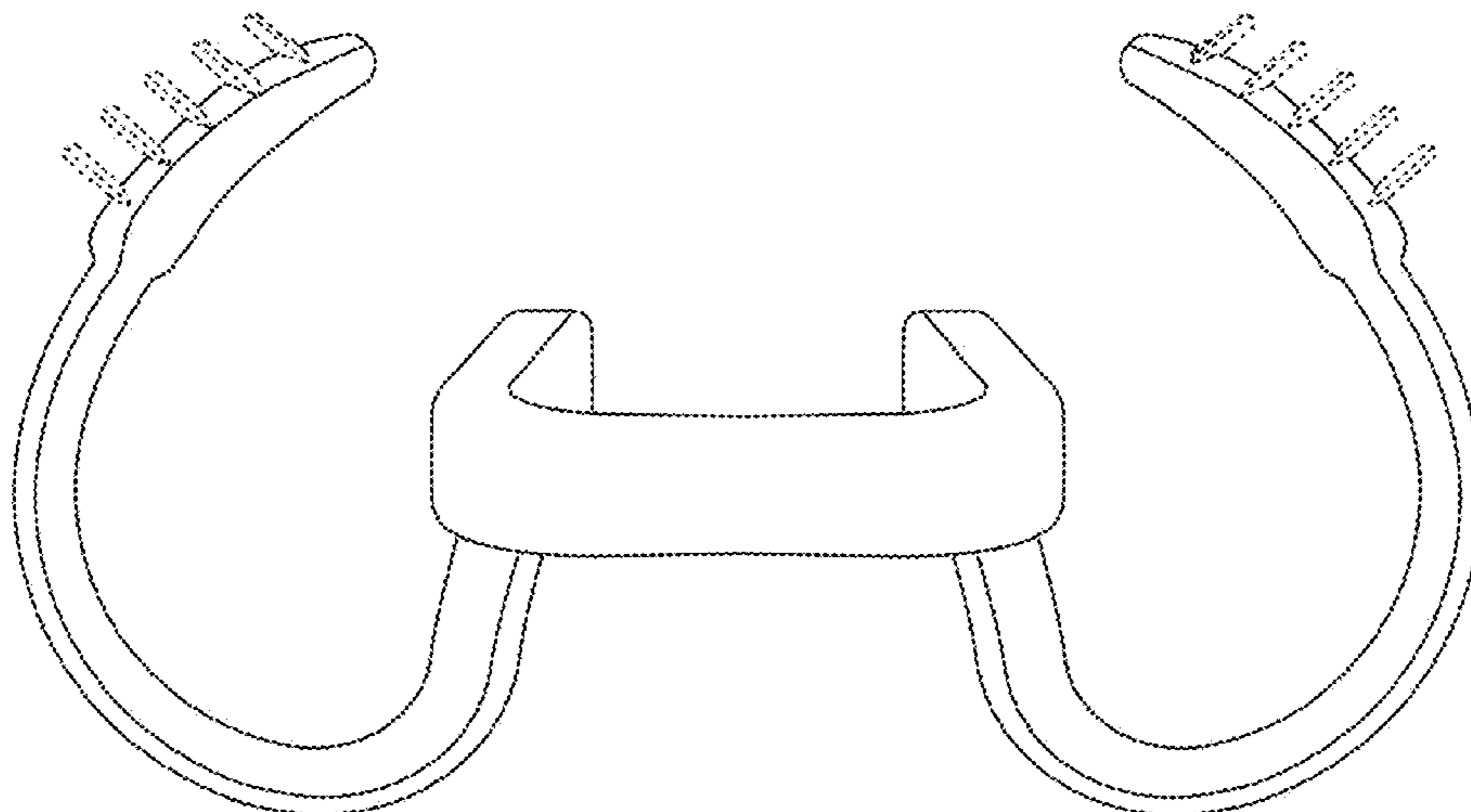
(56) **References Cited**

U.S. PATENT DOCUMENTS

4,576,168 A 3/1986 Jalowayski
4,759,365 A 7/1988 Askinazy

(Continued)

1 Claim, 8 Drawing Sheets



(56)

References Cited

U.S. PATENT DOCUMENTS

5,099,857	A	3/1992	Baldo et al.
5,787,884	A	8/1998	Tovey
5,895,409	A	4/1999	Mehdizadeh
5,955,376	A	9/1999	Tovey
6,109,262	A	8/2000	Tovey
6,270,512	B1	8/2001	Rittmann
6,562,057	B2	5/2003	Santin
7,055,523	B1	6/2006	Brown
7,105,008	B2	9/2006	Maryanka
7,318,438	B2	1/2008	Brown
7,390,331	B2	6/2008	Santin et al.
7,461,651	B2	12/2008	Brown
7,727,252	B2	6/2010	Maryanka
7,740,643	B2	6/2010	Maryanka
8,048,102	B2	11/2011	Thomas
D652,143	S	1/2012	Brown
8,262,688	B2	9/2012	Santin et al.
8,403,954	B2	3/2013	Santin et al.
8,491,622	B2	7/2013	Brown
2003/0106555	A1	6/2003	Tovey
2003/0144684	A1	7/2003	Ogle
2010/0063523	A1	3/2010	Menard et al.
2010/0087749	A1	4/2010	Tovey

FOREIGN PATENT DOCUMENTS

EP	1 968 684	A2	9/2008
EP	2 387 978	A2	11/2011
JP	11-192251	A	7/1999
WO	88/09149	A1	12/1988
WO	96/06657	A1	3/1996
WO	96/07099	A1	3/1996
WO	99/36773	A1	7/1999
WO	01/62342	A1	8/2001
WO	02/31465	A1	4/2002
WO	02/059569	A1	8/2002

OTHER PUBLICATIONS

http://www.oscimedsa.com/Stress_insomnie_stop; pp. 1-3, (2014).
http://www.britishsnoring.co.uk/shop/nasal_dilators/snore_no_more.php; 1 pg., (2014).
<http://www.sleepright.com/nasal-breathe-aid.php>; 1 pg., (2014).
http://breatheaide.fm.alibaba.com/product/107504591-11195414/Breathe_Aide_nasal_dilator.html; pp. 1-2, (2014).
<http://www.wellnessproducts.ch/?lan=en&page=2&id=66999>; pp. 1-4, (2014).
<http://www.amazon.com/Original-Breathe-Fit-Nasal-Dilator/dp/B0012RMWC4>, pp. 1-5 (2009).
<http://web.archive.org/web/20120919034716/http://www.nasalaide.com/>, 1 pg. (2007).
<http://www.amazon.com/Flents-Breathe-Quiet-Nasal-Dilator/dp/B0019IHLR2>, pp. 1-5 (2009).
<http://web.archive.org/web/20120403154245/http://www.breathe-ezy.com.au/>, pp. 1-7 (2005).
<http://www.sanostec.com/code/productinfo.htm>, pp. 1-2 (2004).
<http://web.archive.org/web/20120209144358/http://www.maxairnosecones.com/max-air-nose-cones/>, pp. 1-5 (2012).
http://web.archive.org/web/20120820115548/http://www.magnetictherapy.co.uk/scp/SPECIALITY_PRODUCTS/SNORE_FREE.html, pp. 1-2 (2012).
<http://airwarelabs.com/>, pp. 1-5 (2014).
<http://www.amazon.com/Flents-Breathe-Well-Nasal-Dilator/dp/B001J4K5E2>, pp. 1-5 (2008).
<http://omnisleep.in/snore-pin.html>, pp. 1-2 (2010).
http://nasalpass.com/contact_us.htm, 1 pg. (2005).
<http://www.britishsnoring.co.uk/shop/snoregem.php>, pp. 1-2 (2014).
<http://www.breathingrelief.com/>, 1 pg., (2012).
<http://www.woodyknows.com/>, 1 pg., (2006).
<http://www.nasinator.com/>, 1 pg., (2014).
<http://www.sleepright.com/nasal-breathe-aid.php>, 1 pg., (2014).
<http://www.sanispira.it/eng/index.php>, 1 pg., (2010).
<http://www.benmedical.com.au/>, 1 pg (2013).
<http://www.noseglobes.com/index.html>, 1 pg (1999).

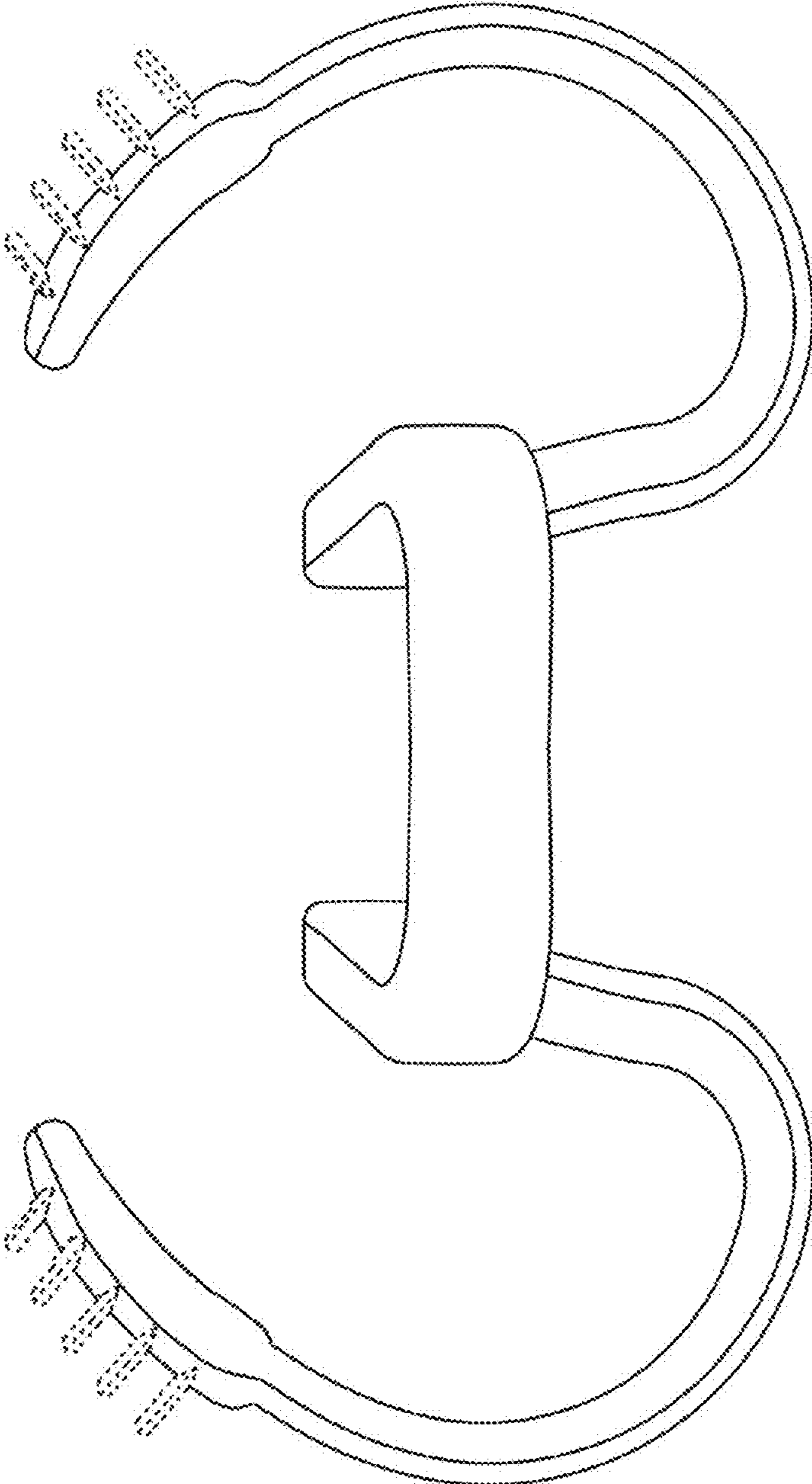


Fig. 1

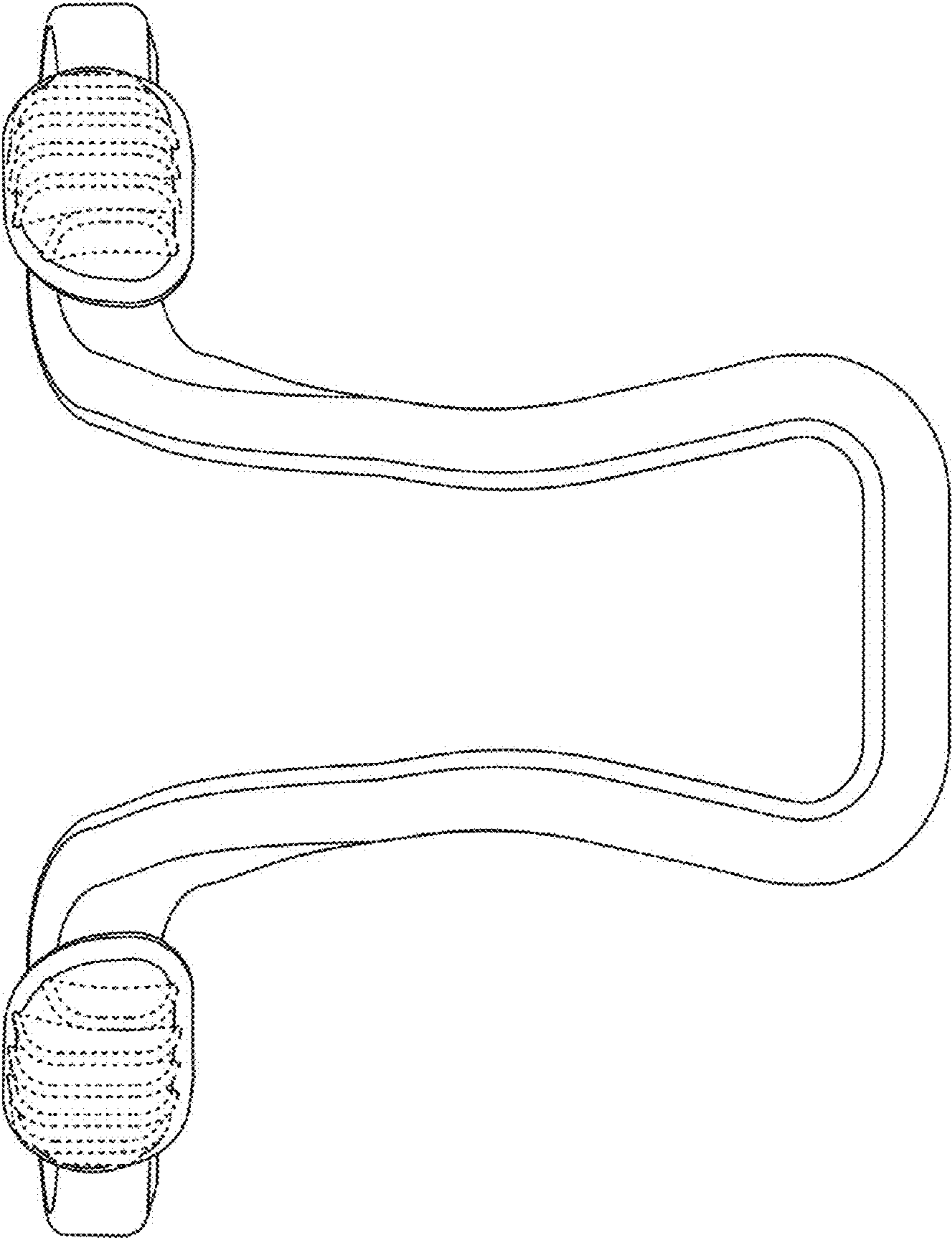


Fig. 2

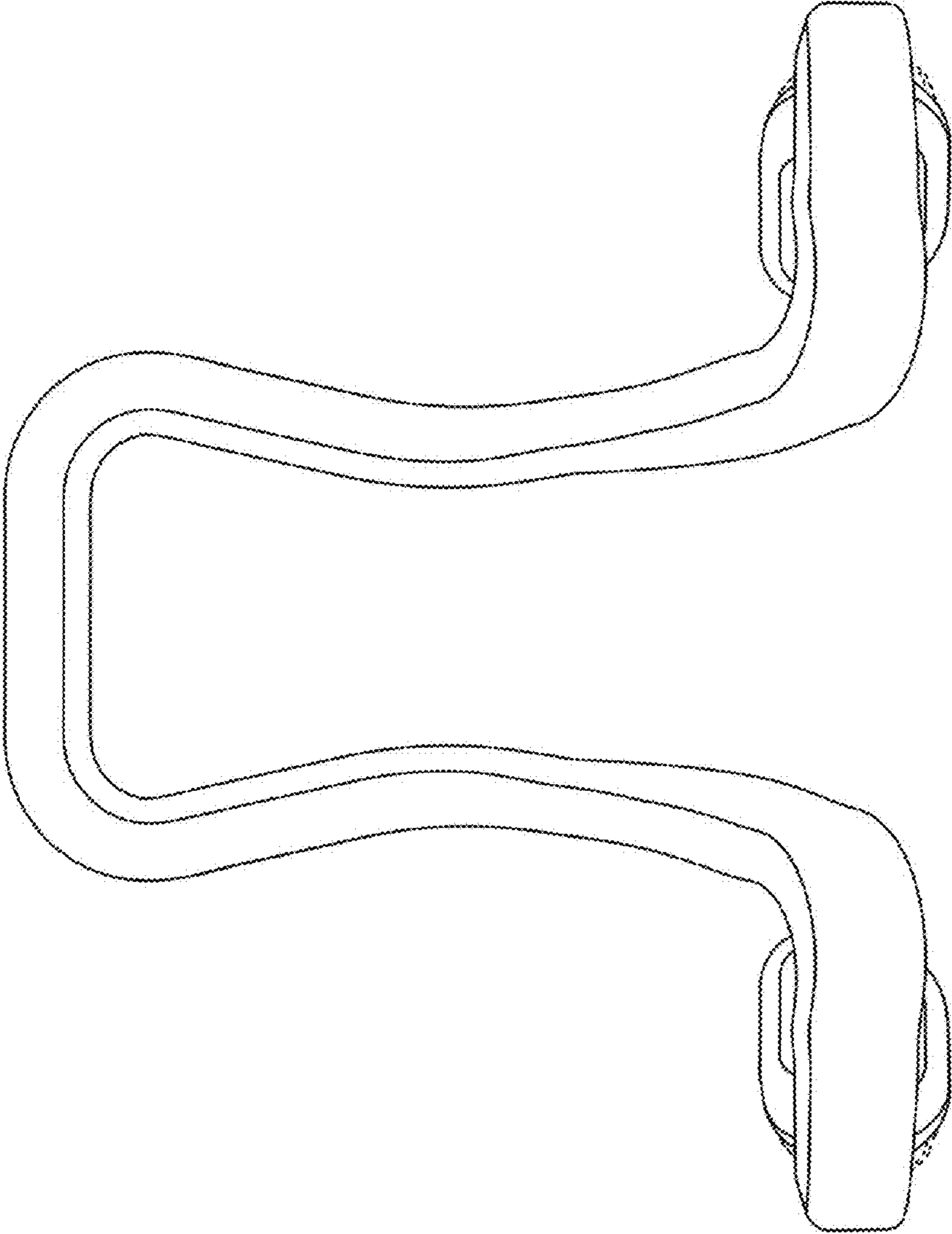


Fig. 3

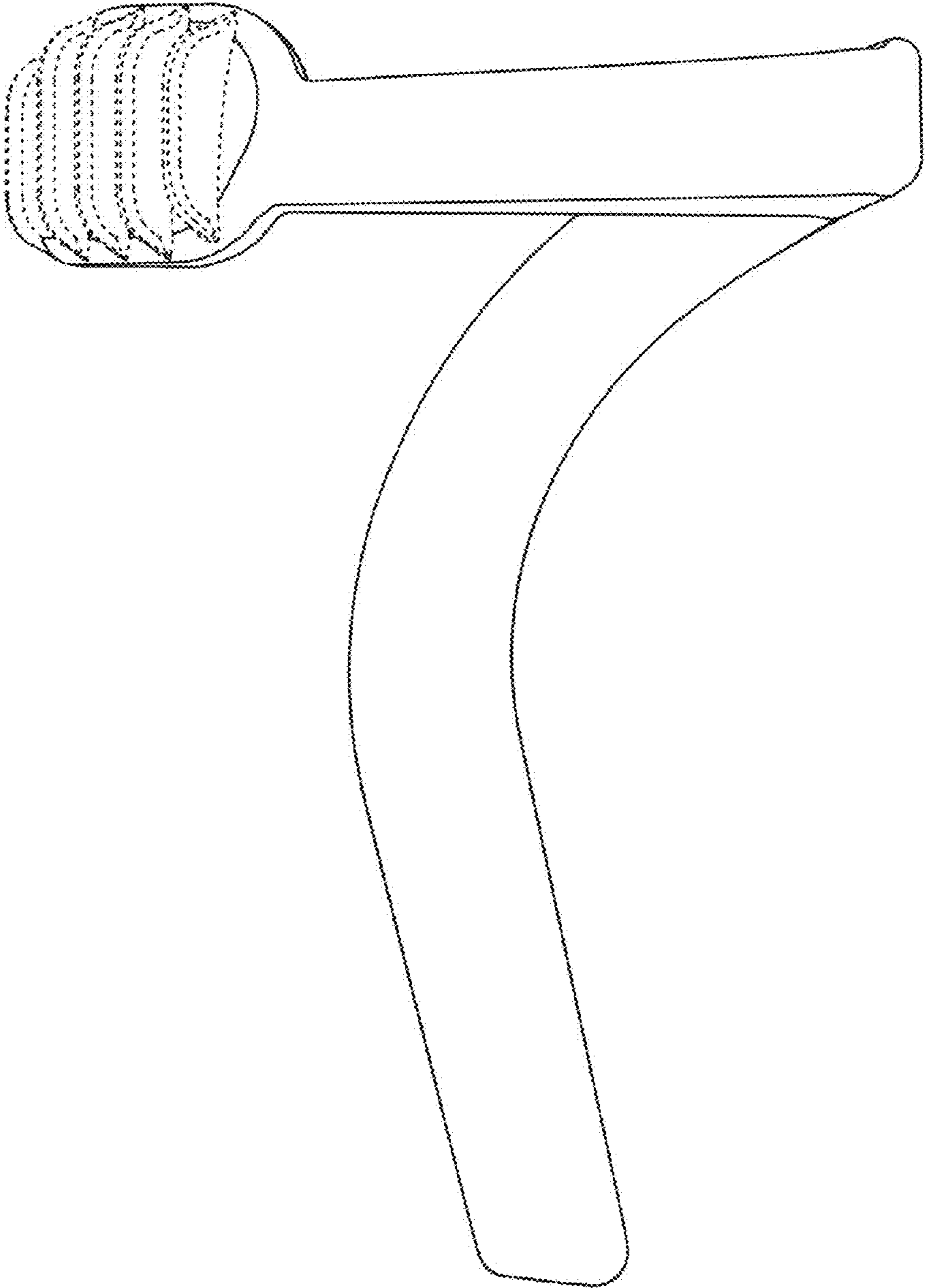


Fig. 4

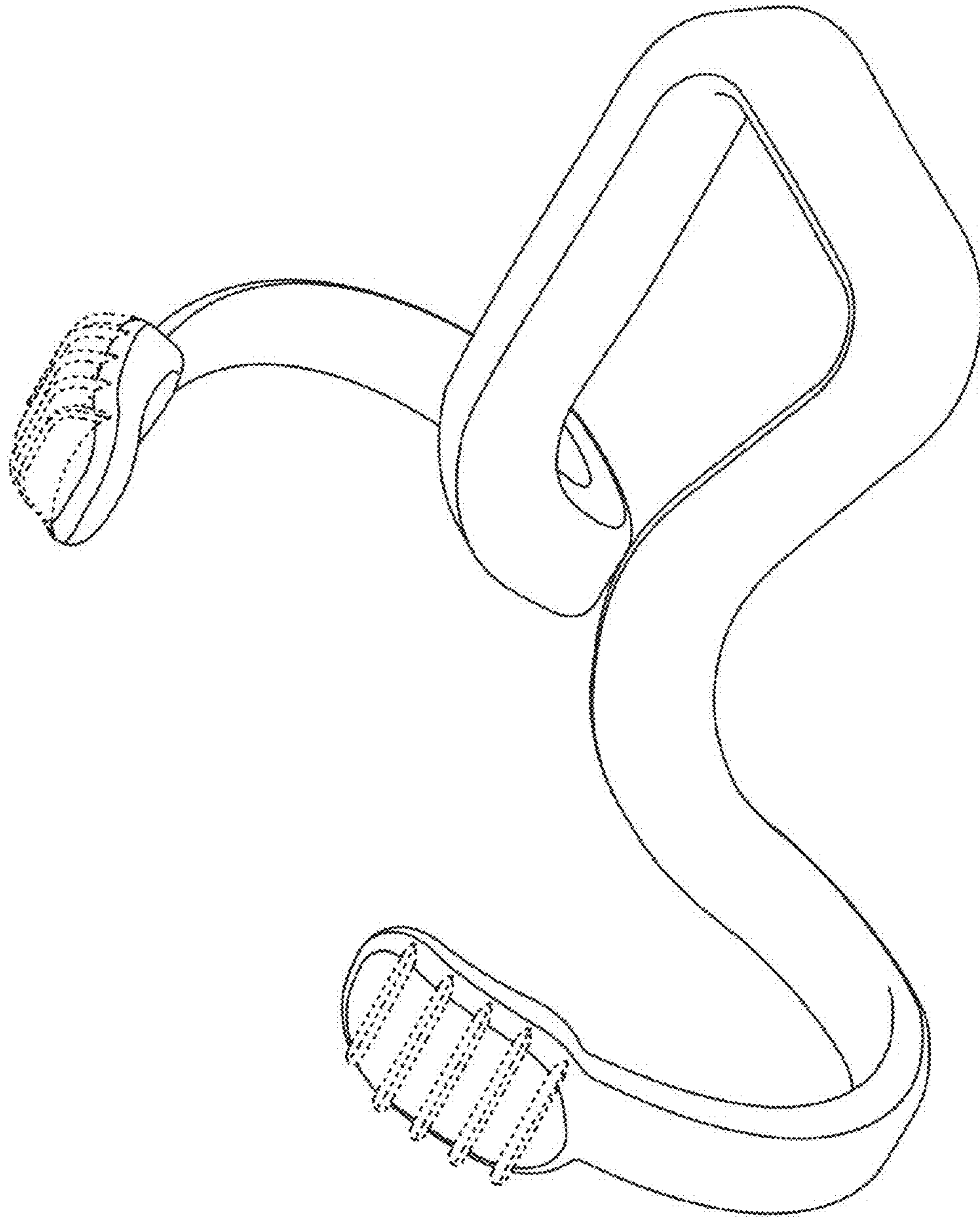


Fig. 5

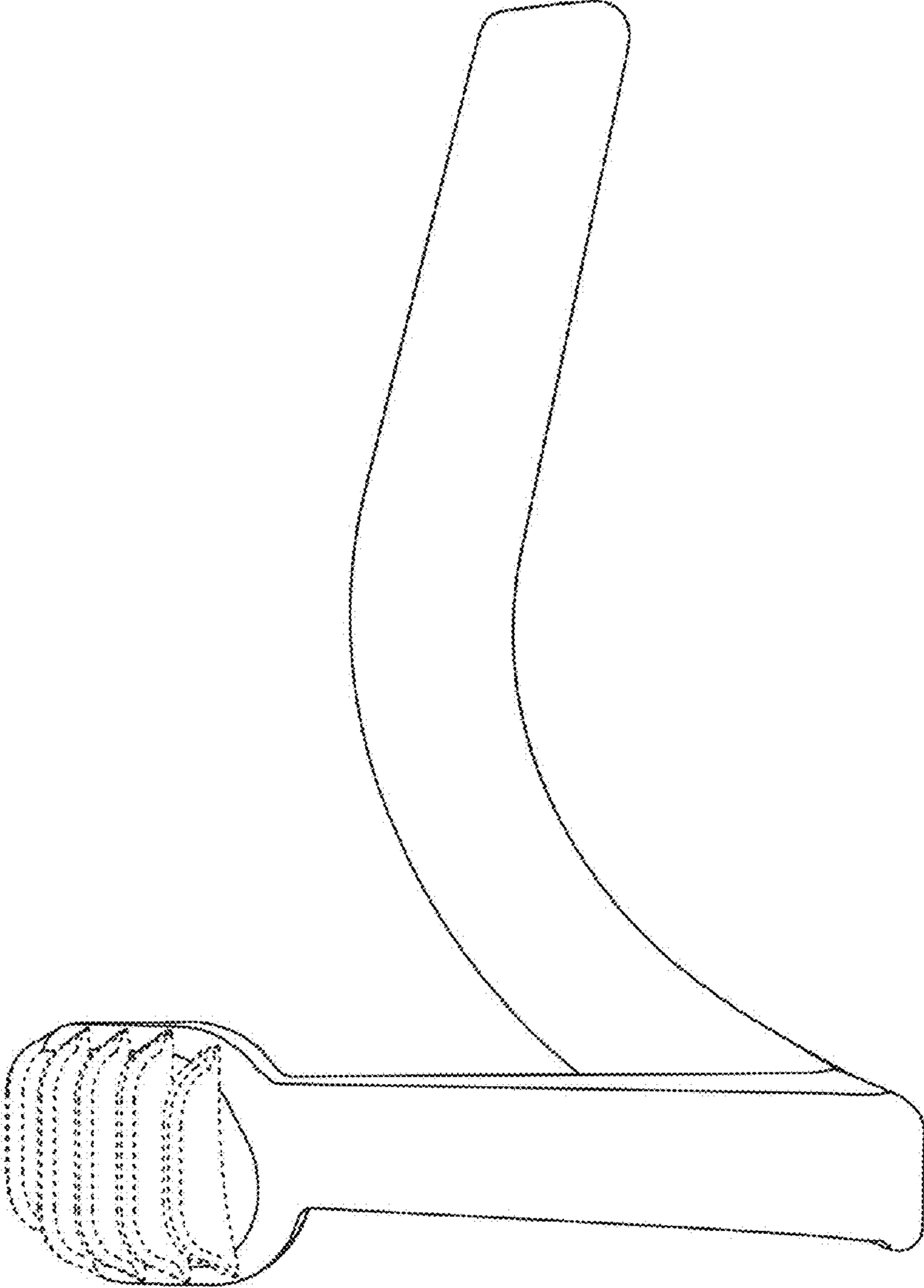


Fig. 6

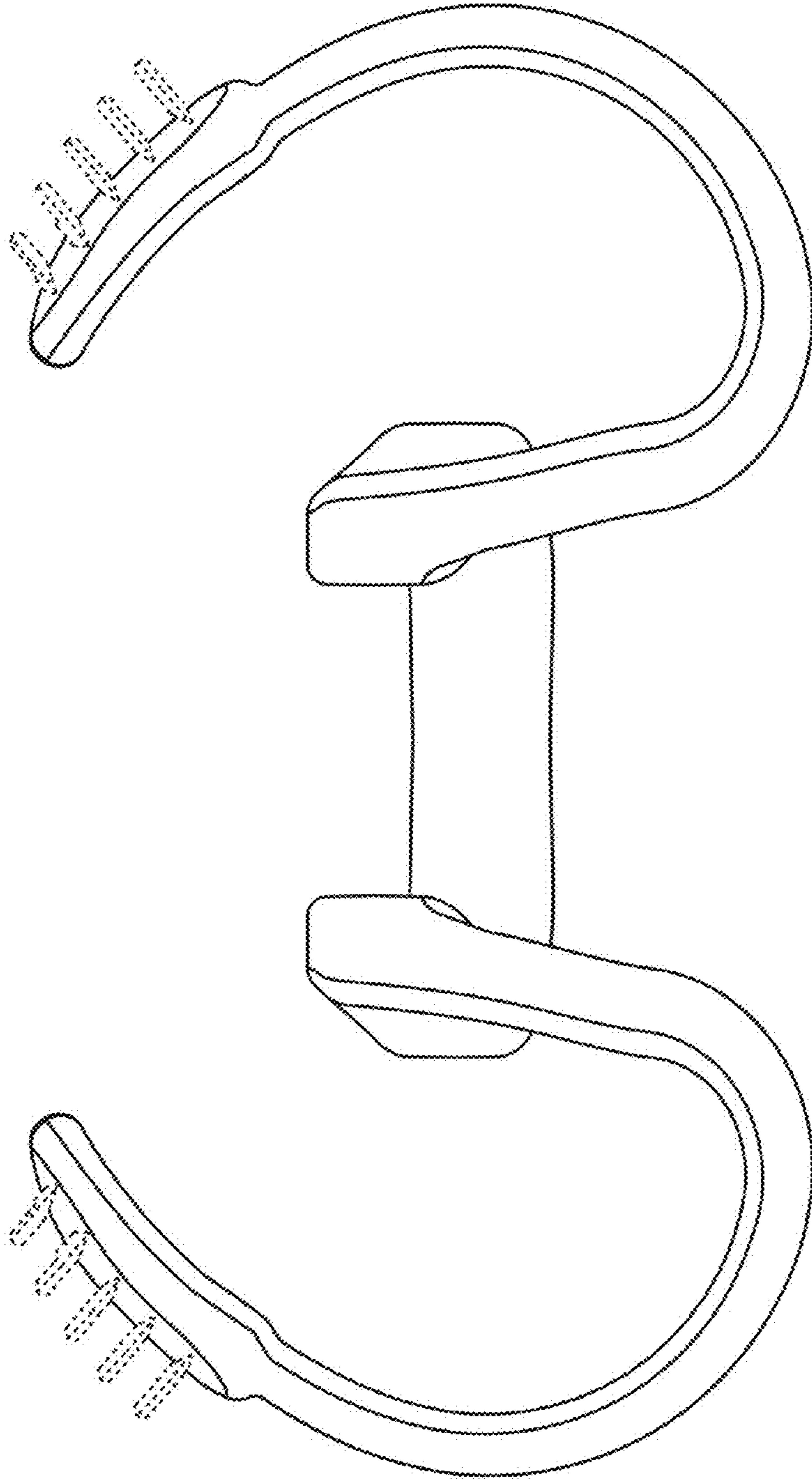


Fig. 7

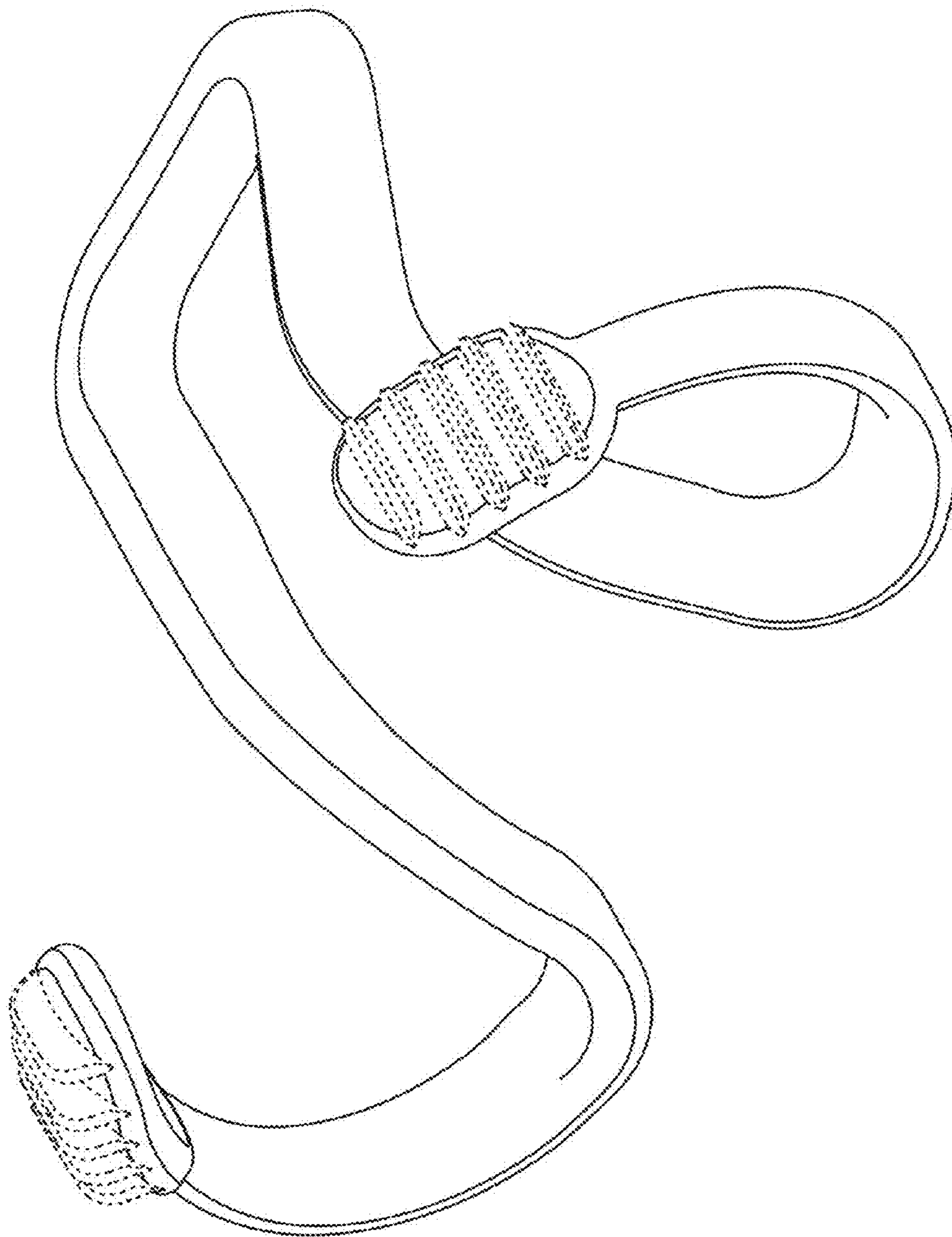


Fig. 8