



US00D753820S

(12) **United States Design Patent**
Lohse et al.

(10) **Patent No.:** **US D753,820 S**
(45) **Date of Patent:** **** Apr. 12, 2016**

(54) **OSTOMY BAG**

(71) Applicant: **Coloplast A/S**, Humlebaek (DK)

(72) Inventors: **Siff Kjær Lohse**, Esbjerg (DK);
Hans Falleboe, Gentofte (DK)

(73) Assignee: **Coloplast A/S**, Humlebaek (DK)

(**) Term: **14 Years**

(21) Appl. No.: **29/459,159**

(22) Filed: **Jun. 26, 2013**

(51) **LOC (10) Cl.** **24-02**

(52) **U.S. Cl.**
USPC **D24/118**

(58) **Field of Classification Search**
USPC D24/130, 127, 133, 129, 112-114, 186,
D24/108, 118, 122; 604/332, 334, 337, 339
See application file for complete search history.

(56) **References Cited**

U.S. PATENT DOCUMENTS

3,690,320	A *	9/1972	Riely	604/333
4,439,191	A *	3/1984	Hogan	604/332
4,465,486	A *	8/1984	Hill	604/337
5,306,264	A *	4/1994	Ferguson et al.	604/333
5,470,325	A *	11/1995	Fundock	604/332
5,609,585	A *	3/1997	Botten et al.	604/332
5,843,054	A *	12/1998	Honig	604/345
6,419,664	B1 *	7/2002	von Bulow et al.	604/337
7,815,617	B2 *	10/2010	Dircks et al.	604/332
8,147,469	B2 *	4/2012	Nordby et al.	604/336
8,273,065	B2 *	9/2012	Gill et al.	604/333
8,672,907	B2 *	3/2014	Friske et al.	604/335
2003/0073962	A1 *	4/2003	Olsen et al.	604/327
2003/0073964	A1 *	4/2003	Palumbo et al.	604/332
2003/0236509	A1 *	12/2003	Silvestrini	604/332
2011/0028923	A1 *	2/2011	Murray	604/332

(Continued)

Primary Examiner — Garth Rademaker

Assistant Examiner — Samantha Q Lawrence

(74) *Attorney, Agent, or Firm* — Coloplast Corp., Coloplast A/S; Nick Baumann

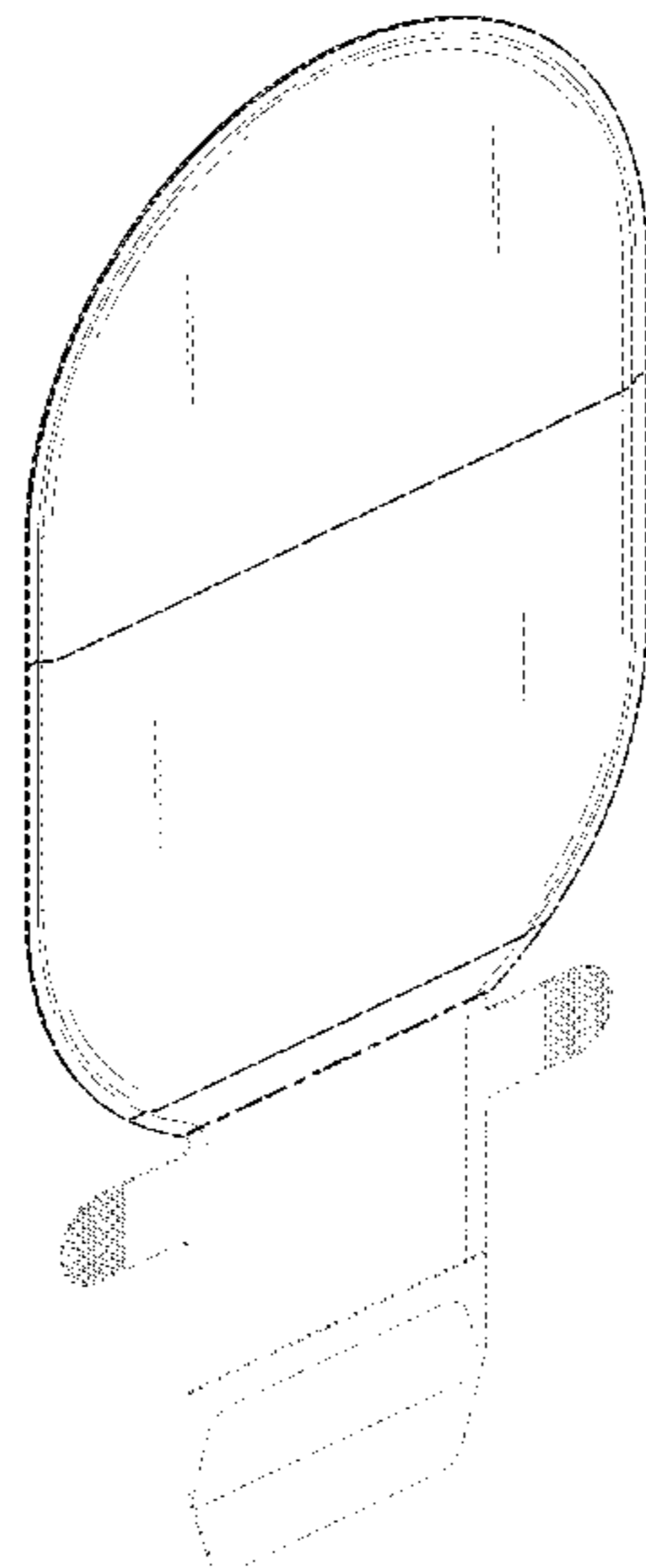
(57) **CLAIM**

The ornamental design for an ostomy bag, as shown and described.

DESCRIPTION

FIG. 1 is an isometric view of one embodiment of an ostomy bag;
 FIG. 2 is a front side view of the ostomy bag of FIG. 1;
 FIG. 3 is a back side view of the ostomy bag of FIG. 1;
 FIG. 4 is a right side view of the ostomy bag of FIG. 1, where a left side view is not illustrated as it is a mirror image of the right side view;
 FIG. 5 is a top side view of the ostomy bag of FIG. 1;
 FIG. 6 is a bottom side view of the ostomy bag of FIG. 1; and
 FIG. 7 is a front side view of the ostomy bag of FIG. 1 with the outlet tail folded and secured.
 FIG. 8 is a front side view of one embodiment of an ostomy bag. The drawing is lined for the color gray; and,
 FIG. 9 is an isometric view of the ostomy bag of FIG. 1 illustrating the front face of a bag portion in an expanded condition from the rear face of the bag portion.
 In FIGS. 1-4 and 6-9 the broken lines illustrate an outlet tail of embodiments of an ostomy bag and form no part of the claimed design.
 In FIGS. 3-6 the broken lines illustrate an inlet hole for the ostomy bag and an attachment wafer attached to the ostomy bag, the inlet hole and the attachment wafer form no part of the claimed design.
 In FIGS. 1-3 and FIG. 9, the dash-dot line illustrates the boundary of the claimed design.

1 Claim, 8 Drawing Sheets



(56)

References Cited

U.S. PATENT DOCUMENTS

2011/0028924	A1 *	2/2011	Murray	604/332	2013/0053802	A1 *	2/2013	Maidl et al.	604/332
2011/0190718	A1 *	8/2011	Wheaton et al.	604/332	2013/0253456	A1 *	9/2013	Friske et al.	604/332
2012/0022477	A1 *	1/2012	Grum-Schwensen	604/332	2014/0039430	A1 *	2/2014	Richmann et al.	604/344
2013/0035653	A1 *	2/2013	Kannankeril et al.	604/333	2014/0194843	A1 *	7/2014	Masters et al.	604/333
					2014/0378919	A1 *	12/2014	Ben-Arie	604/334
					2015/0018789	A1 *	1/2015	Ben-Arie	604/334

* cited by examiner

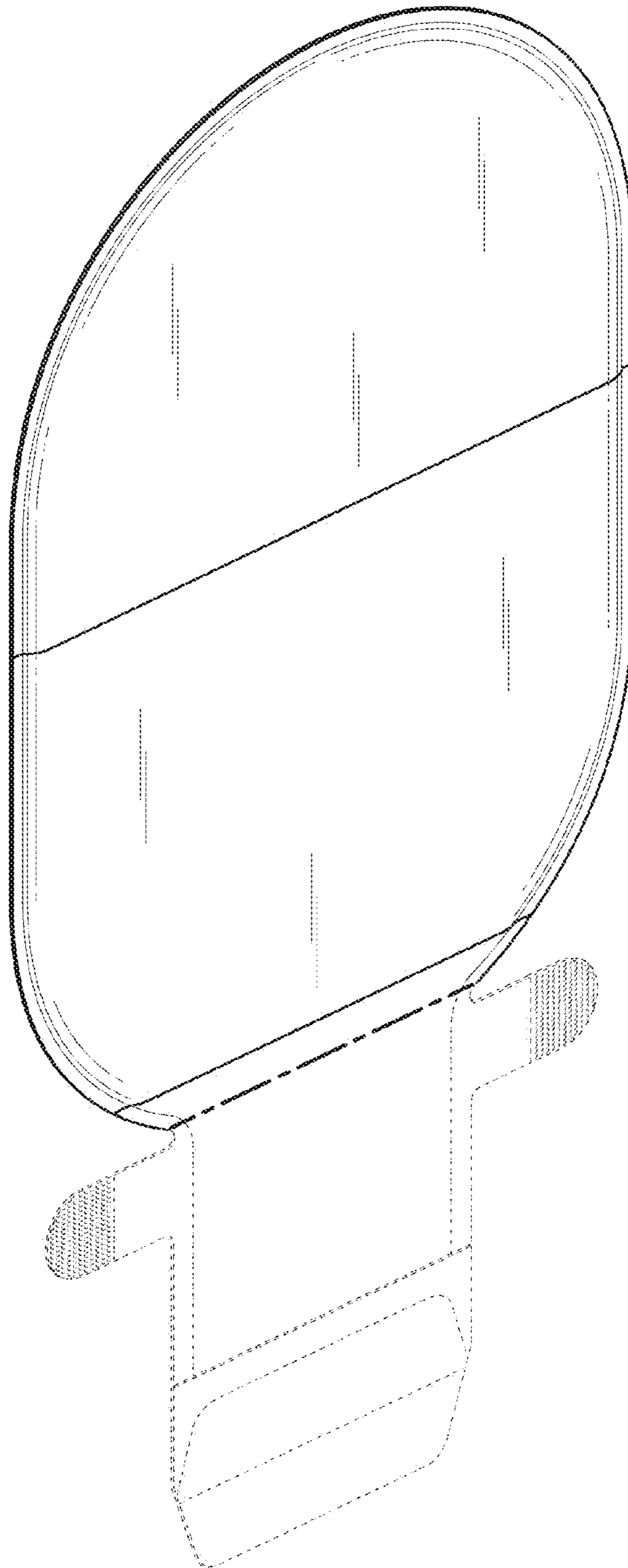


Fig. 1

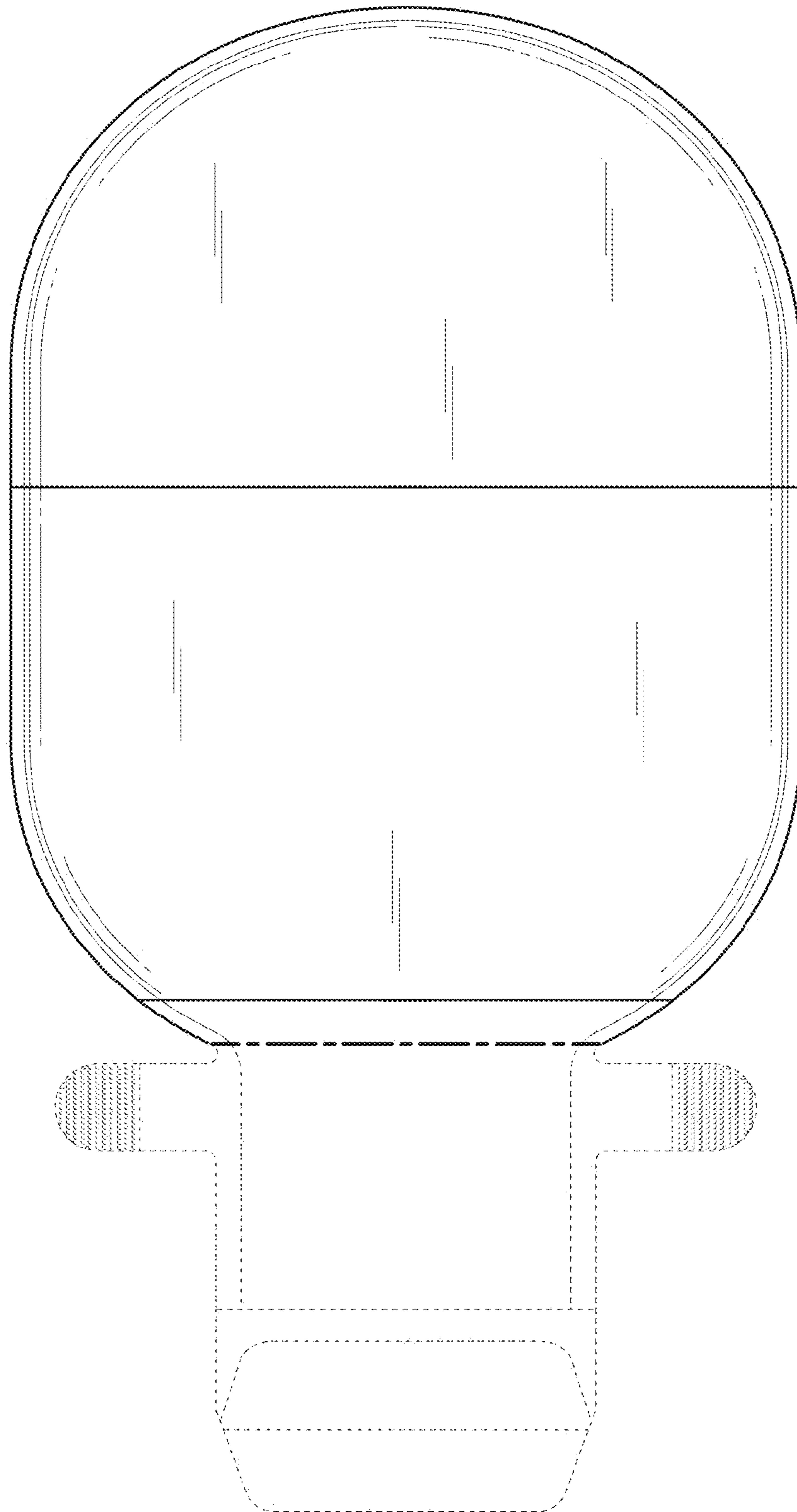


Fig. 2

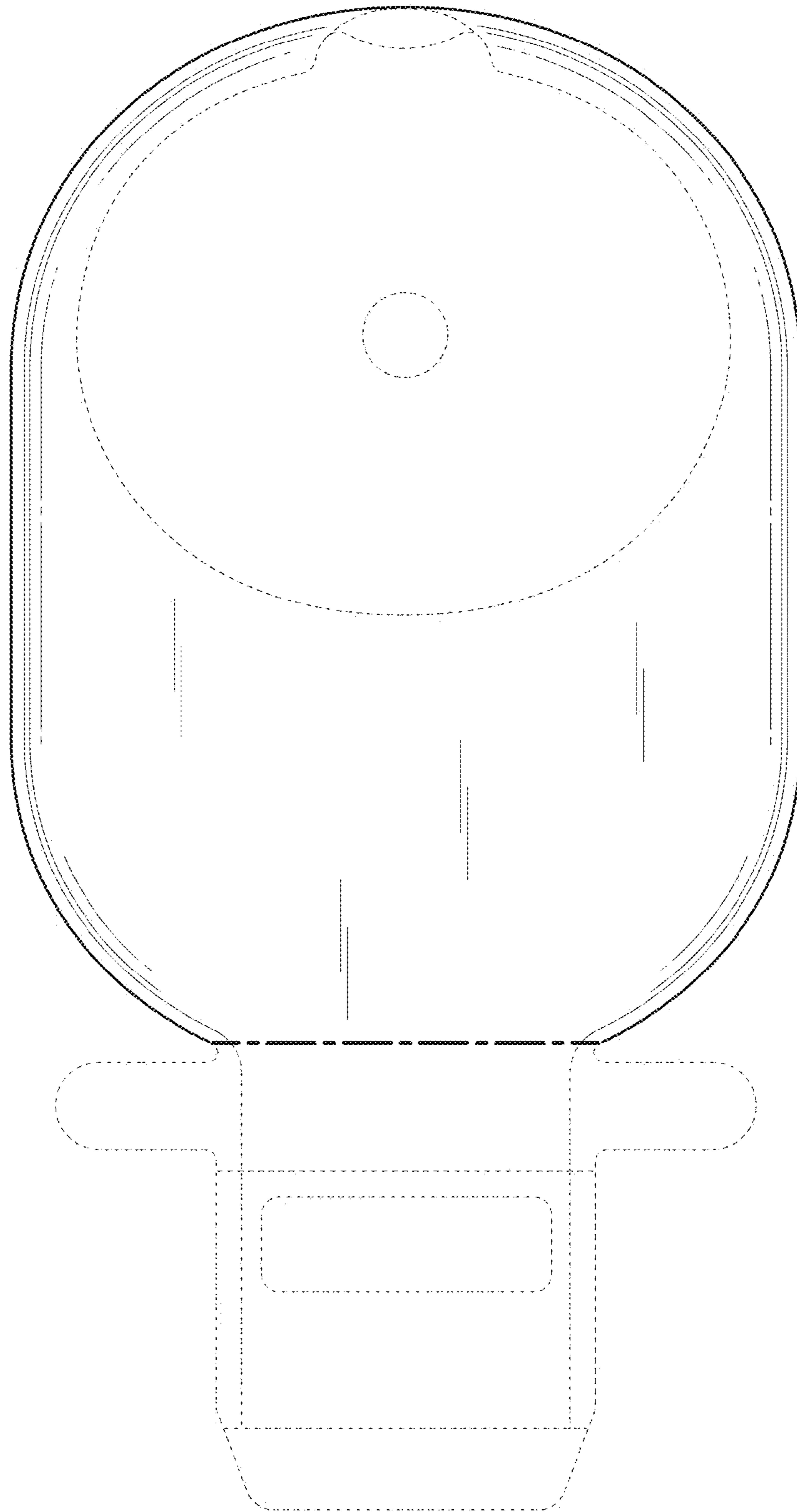


Fig. 3

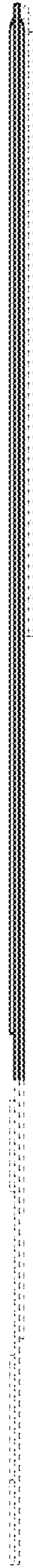


Fig. 4




Fig. 5

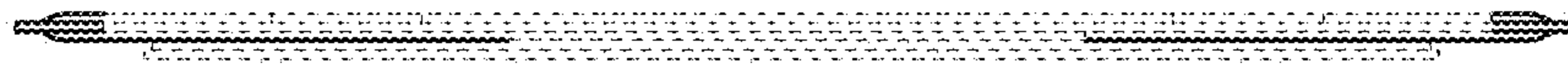


Fig. 6

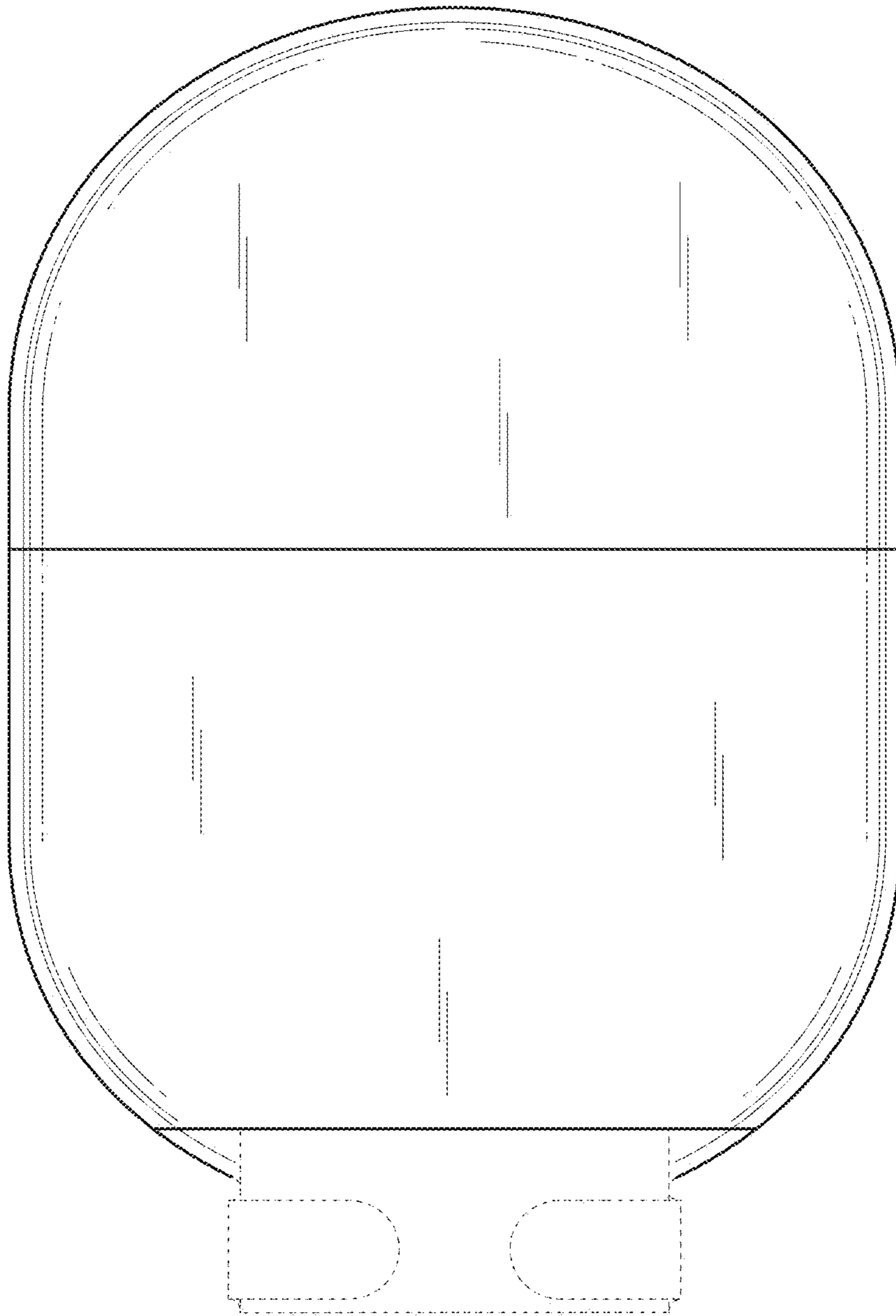


Fig. 7

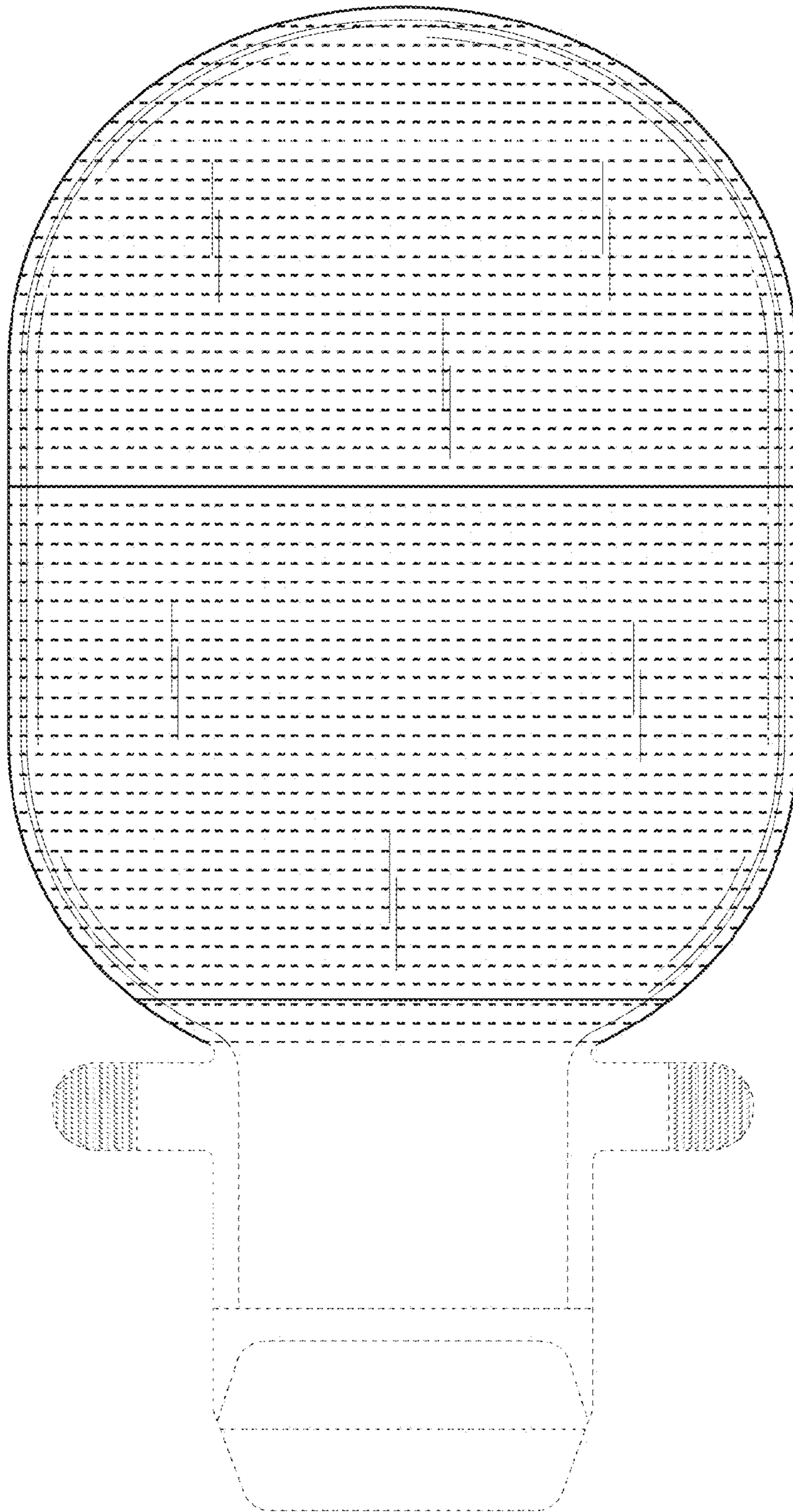


Fig. 8

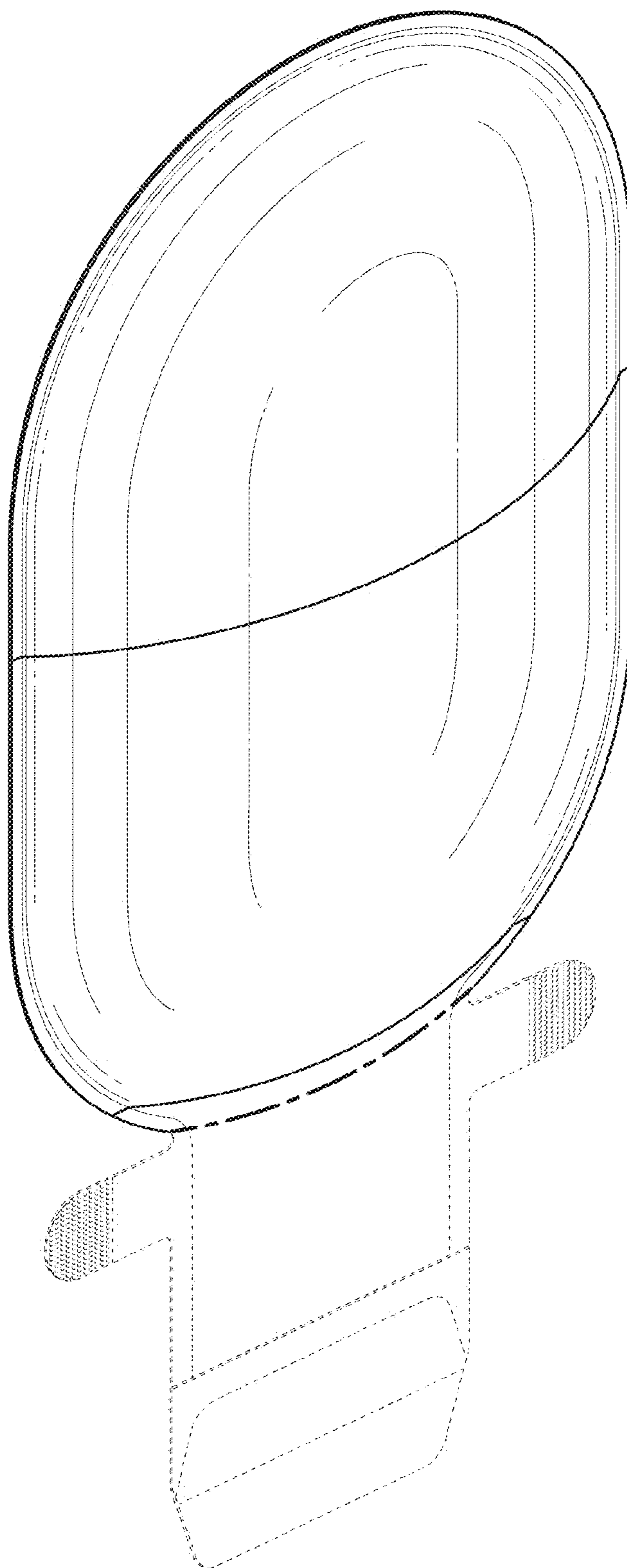


Fig. 9