



US00D753816S

(12) **United States Design Patent**
Beard

(10) **Patent No.:** **US D753,816 S**
(45) **Date of Patent:** **** Apr. 12, 2016**

- (54) **OXYGEN FACE MASK WITH CAPNOGRAPHY MONITORING PORTS**
- (71) Applicant: **John W. Beard**, Seattle, WA (US)
- (72) Inventor: **John W. Beard**, Seattle, WA (US)
- (73) Assignee: **Monitor Mask Inc.**, Seattle, WA (US)
- (**) Term: **14 Years**
- (21) Appl. No.: **29/476,387**
- (22) Filed: **Dec. 12, 2013**
- (51) **LOC (10) Cl.** **29-02**
- (52) **U.S. Cl.**
USPC **D24/110.4**
- (58) **Field of Classification Search**
USPC D24/110, 110.1–110.5, 127; D29/108
CPC A61M 16/0616; A61M 16/0633;
A61M 16/06; A61M 16/0666; A61M 16/0683
See application file for complete search history.

(56) **References Cited**

U.S. PATENT DOCUMENTS

D197,450	S *	2/1964	Grimm	D24/110.4
D197,451	S *	2/1964	Grimm	D24/110.4
3,182,659	A *	5/1965	Blount	A61M 11/06 128/200.21
3,315,672	A *	4/1967	Cunningham	A41D 13/11 128/863
D225,582	S *	12/1972	King	D24/110.4
D226,140	S *	1/1973	King	D24/110.4
D234,376	S *	2/1975	Goettelman	D24/110
3,894,537	A *	7/1975	Camp	A61M 11/06 128/203.17
3,977,432	A *	8/1976	Vidal	A61M 16/06 128/205.11
D250,047	S *	10/1978	Lewis	128/205.25
D250,131	S *	10/1978	Lewis	128/206.28
4,201,205	A	5/1980	Bartholomew		
4,265,239	A	5/1981	Fischer, Jr. et al.		
4,328,797	A *	5/1982	Rollins, III	A61M 16/06 128/202.15
4,475,559	A	10/1984	Horn		
D283,742	S *	5/1986	Hall	D24/110.4

(Continued)

FOREIGN PATENT DOCUMENTS

EP 1 027 905 A2 8/2000
WO 91/14469 A1 10/1991

(Continued)

OTHER PUBLICATIONS

Dispo-Med, "Capno Mask-Product detail," retrieved from http://www.alibaba.com/product-free/105806739/Dispo_Med_Capno_mask/showimage.html, on Jan. 11, 2013, 2 pages.

(Continued)

Primary Examiner — Deanna L Pratt

Assistant Examiner — Lilyana Bekic

(74) *Attorney, Agent, or Firm* — Seed IP Law Group PLLC

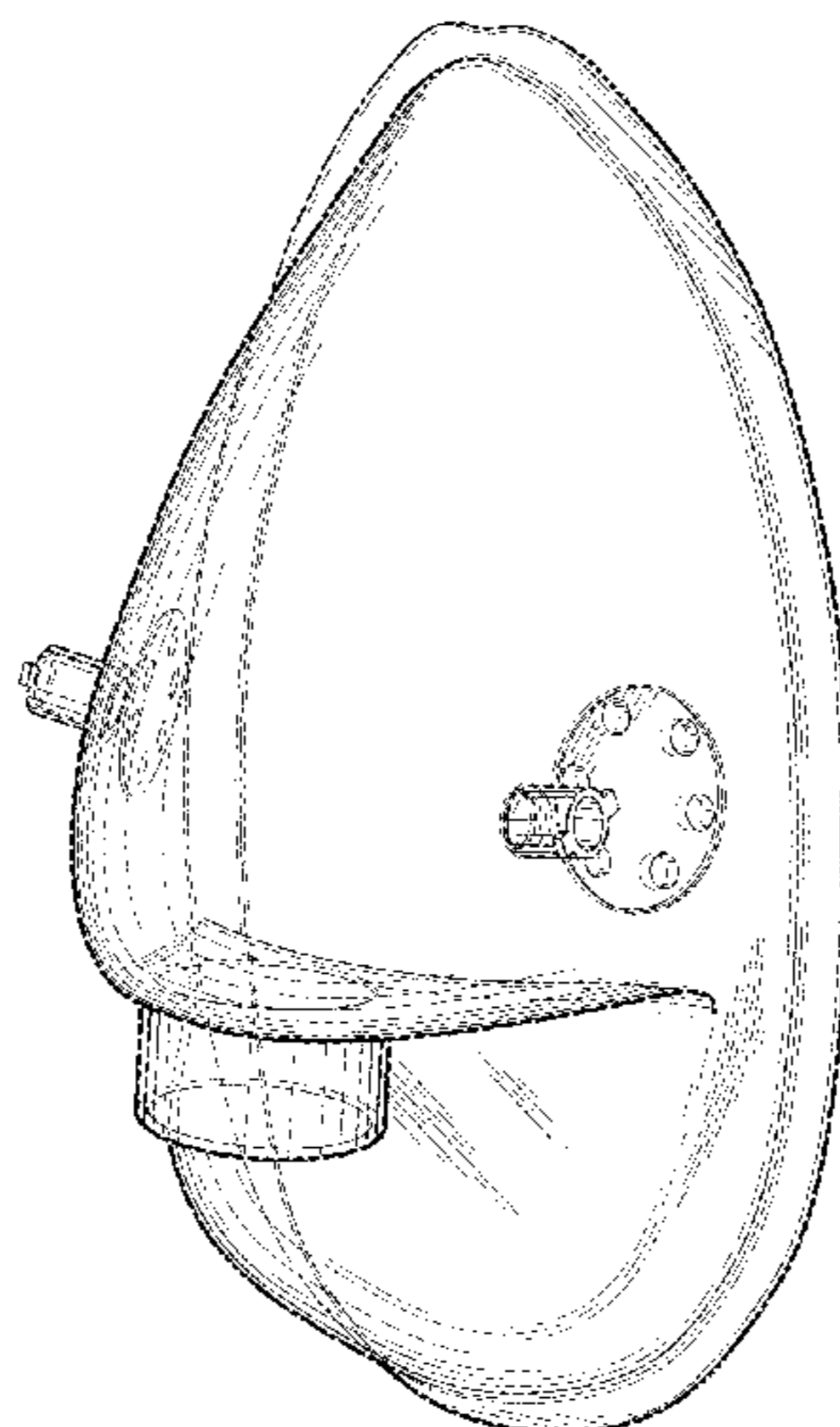
(57) **CLAIM**

The ornamental design for an oxygen face mask with capnography monitoring ports, as shown and described.

DESCRIPTION

FIG. 1 is a front side isometric view of an oxygen face mask with capnography monitoring ports showing my new design; FIG. 2 is a rear side isometric view of the oxygen face mask of FIG. 1; FIG. 3 is a front plan view of the oxygen face mask of FIG. 1; FIG. 4 is a rear plan view of the oxygen face mask of FIG. 1; FIG. 5 is a left side plan view of the oxygen face mask of FIG. 1; FIG. 6 is a right side plan view of the oxygen face mask of FIG. 1; FIG. 7 is a top plan view of the oxygen face mask of FIG. 1; and, FIG. 8 is a bottom plan view of the oxygen face mask of FIG. 1.

1 Claim, 6 Drawing Sheets



(56)

References Cited

U.S. PATENT DOCUMENTS

5,117,821 A * 6/1992 White B60H 3/06
128/206.12
5,143,061 A * 9/1992 Kaimer A41D 13/1146
128/205.25
D347,494 S * 5/1994 Mustelier, Jr. D24/110.4
D351,226 S * 10/1994 Parvatharaj D24/110
D354,128 S * 1/1995 Rinehart D24/110.1
D355,484 S * 2/1995 Rinehart D24/110.1
5,400,781 A 3/1995 Davenport
5,431,158 A 7/1995 Tirotta
5,474,060 A 12/1995 Evans
5,488,944 A 2/1996 Kennedy
5,511,541 A 4/1996 Dearstine
5,586,551 A 12/1996 Hilliard
5,758,642 A * 6/1998 Choi A61M 16/06
128/205.25
5,857,460 A 1/1999 Popitz
6,247,470 B1 6/2001 Ketchedjian
6,263,874 B1 7/2001 LeDez et al.
6,379,312 B2 4/2002 O'Toole
6,386,198 B1 5/2002 Rugless
6,418,929 B1 * 7/2002 Norfleet A61M 16/06
128/206.27
6,439,234 B1 8/2002 Curti et al.
6,659,102 B1 * 12/2003 Sico A61M 16/06
128/201.22
7,004,168 B2 2/2006 Mace et al.
7,146,980 B2 12/2006 Loncar
7,152,604 B2 12/2006 Hickie et al.
7,305,988 B2 12/2007 Acker et al.
7,607,433 B2 10/2009 Silva et al.
7,621,272 B2 11/2009 Orr
8,342,179 B2 * 1/2013 Hacke A61M 16/06
128/206.12
8,365,734 B1 2/2013 Lehman
D695,888 S * 12/2013 Darab D24/110.4
8,892,636 B2 11/2014 Yamagishi
D726,303 S * 4/2015 Rollins, III D24/110.1
2002/0189616 A1 * 12/2002 Wolf A62B 18/084
128/205.25
2003/0024533 A1 2/2003 Sniadach
2005/0257791 A1 11/2005 Biederman
2006/0196510 A1 9/2006 McDonald et al.
2006/0231091 A1 * 10/2006 Camarillo A61M 15/0086
128/200.21
2007/0023040 A1 2/2007 Nashed
2007/0101990 A1 * 5/2007 Hacke A61M 16/06
128/201.25
2007/0107733 A1 5/2007 Ho et al.
2007/0283951 A1 * 12/2007 Burk A61M 16/06
128/200.21
2008/0000472 A1 * 1/2008 Wall A61M 16/20
128/202.27
2008/0053449 A1 3/2008 Lindblom et al.
2008/0210242 A1 * 9/2008 Burk A61M 16/06
128/206.21
2008/0230072 A1 * 9/2008 Rollins A61M 16/06
128/207.15
2009/0260628 A1 * 10/2009 Flynn, Sr. A61M 16/0078
128/203.28
2010/0258133 A1 10/2010 Todd et al.
2011/0030693 A1 * 2/2011 Kuo A61M 16/06
128/207.13
2011/0061654 A1 * 3/2011 Kuo A61M 16/06
128/204.18

2011/0100368 A1 5/2011 Taylor-Kennedy
2011/0155136 A1 * 6/2011 Lee A61M 16/06
128/205.24
2011/0203591 A1 8/2011 Amarasinghe
2012/0111330 A1 * 5/2012 Gartner A61M 16/06
128/205.23
2012/0216806 A1 8/2012 Rookard et al.
2013/0060157 A1 3/2013 Beard
2013/0172768 A1 * 7/2013 Lehman A61B 5/082
600/532
2014/0076311 A1 * 3/2014 Darab A61M 16/06
128/203.12
2014/0083425 A1 * 3/2014 Moenning, Jr. A61M 16/009
128/203.29
2014/0107517 A1 * 4/2014 Hussain A61M 16/06
600/532
2014/0196726 A1 * 7/2014 Mallek A61M 16/0816
128/861
2014/0243600 A1 * 8/2014 Eisenberger A61M 16/0683
600/114
2014/0251332 A1 * 9/2014 Martin A61M 16/0833
128/203.29
2014/0251333 A1 * 9/2014 Burk A61M 16/0816
128/205.12
2014/0283837 A1 * 9/2014 Turrisi A61M 16/0078
128/205.13
2015/0196723 A1 * 7/2015 Matusik A61M 16/06
128/205.23
2015/0217075 A1 * 8/2015 Nair A61M 16/085
600/531

FOREIGN PATENT DOCUMENTS

WO 98/32411 A1 7/1998
WO 2008/153830 A1 12/1998
WO 2012/030721 A1 3/2012

OTHER PUBLICATIONS

GaleMed, "Product: Capno Mask," Feb. 1, 2011, retrieved from <http://www.galemed.com/main/Products/ProductDetail.asp?ID=629&ProdID=3076>, on Jan. 30, 2013, 1 page.
Intersurgical, "Sentry oxygen mask with CO₂ monitoring," retrieved from <http://www.intersurgical.com/info/sentry>, on Jan. 11, 2013, 2 pages.
Kassil et al., "Raspiratornaya podderzhka. Rukovodstvo dlya vrachei. Moskva, 'Meditsina,'" p. 290, 1997. (No English Abstract).
Mediplus, "Capnomask," retrieved from http://www.mediplus.co.uk/c-Capnomask_39, on Jan. 11, 2013, 2 pages.
Penlon America, "Capnography Oxygen Masks," retrieved from https://www.penlonamerica.com/products/capnography_oxygen_masks_2, on Jun. 22, 2011, 1 page.
Respan Respiratory Products, "Jemdsal® Mask—for Monitoring Non-Intubated Spontaneously Breathing Patients," retrieved from <http://www.respan.com/pages/jemdsal.html>, on Jan. 11, 2013, 1 page.
Rukovodstvo po anesteziologii; Editors Eitkenkheda et al.; Meditsina; Moscow, vol. 1; p. 456, col. 2, par. 3, 1999. (No English Abstract).
SouthMedic, "Capnoxygen® Not just another oxygen mask," retrieved from <http://www.southmedic.com/products/capnoxygen.php>, on Jan. 11, 2013, 4 pages.
The design publicized on p. 2 of the magazine "Ultra-Sonic", Accession Date to the JPO: Nov. 30, 2006, Article: Packaging mask for medical nebulizer, Reference number: HD18024039, 1 page.

* cited by examiner

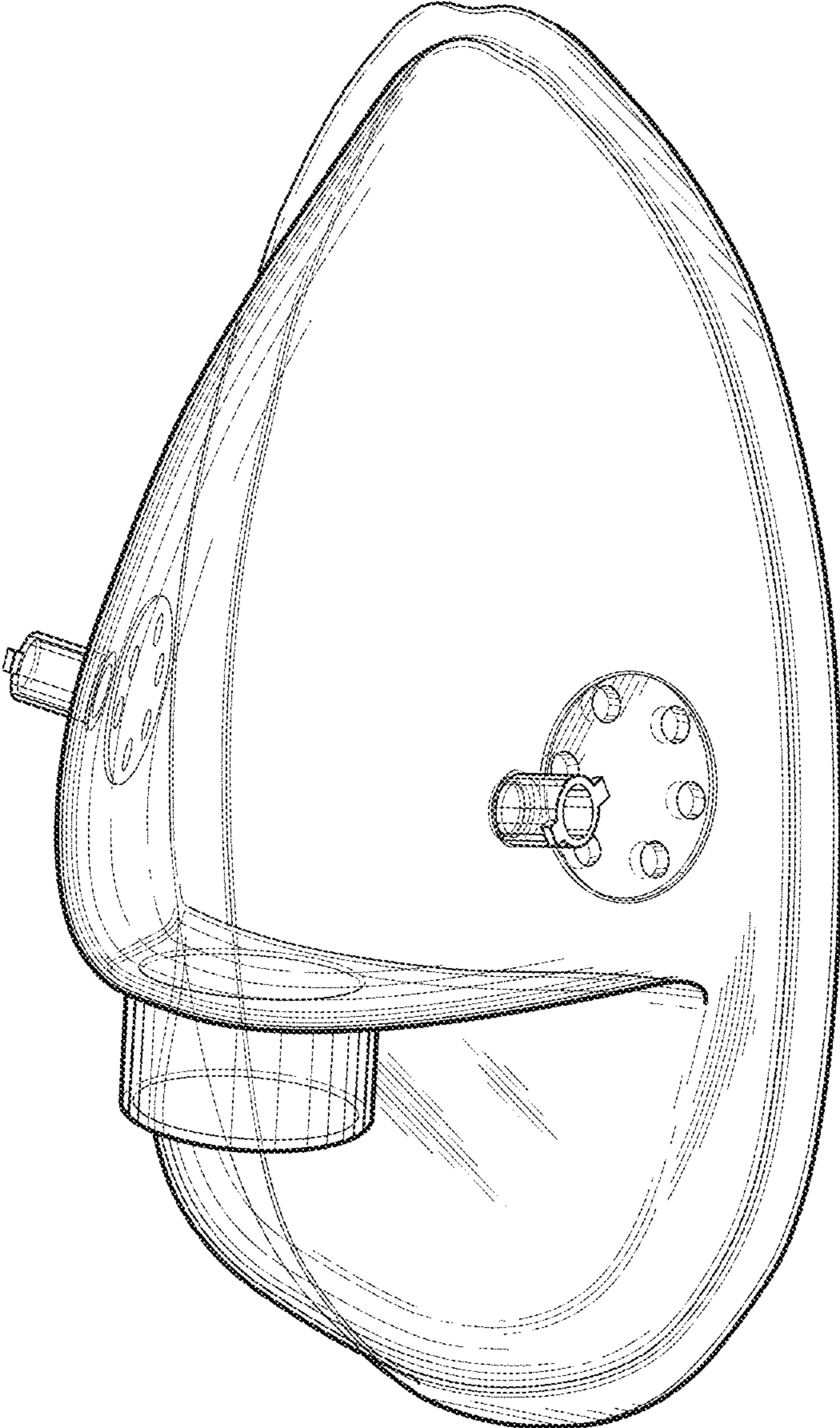


Fig. 1.

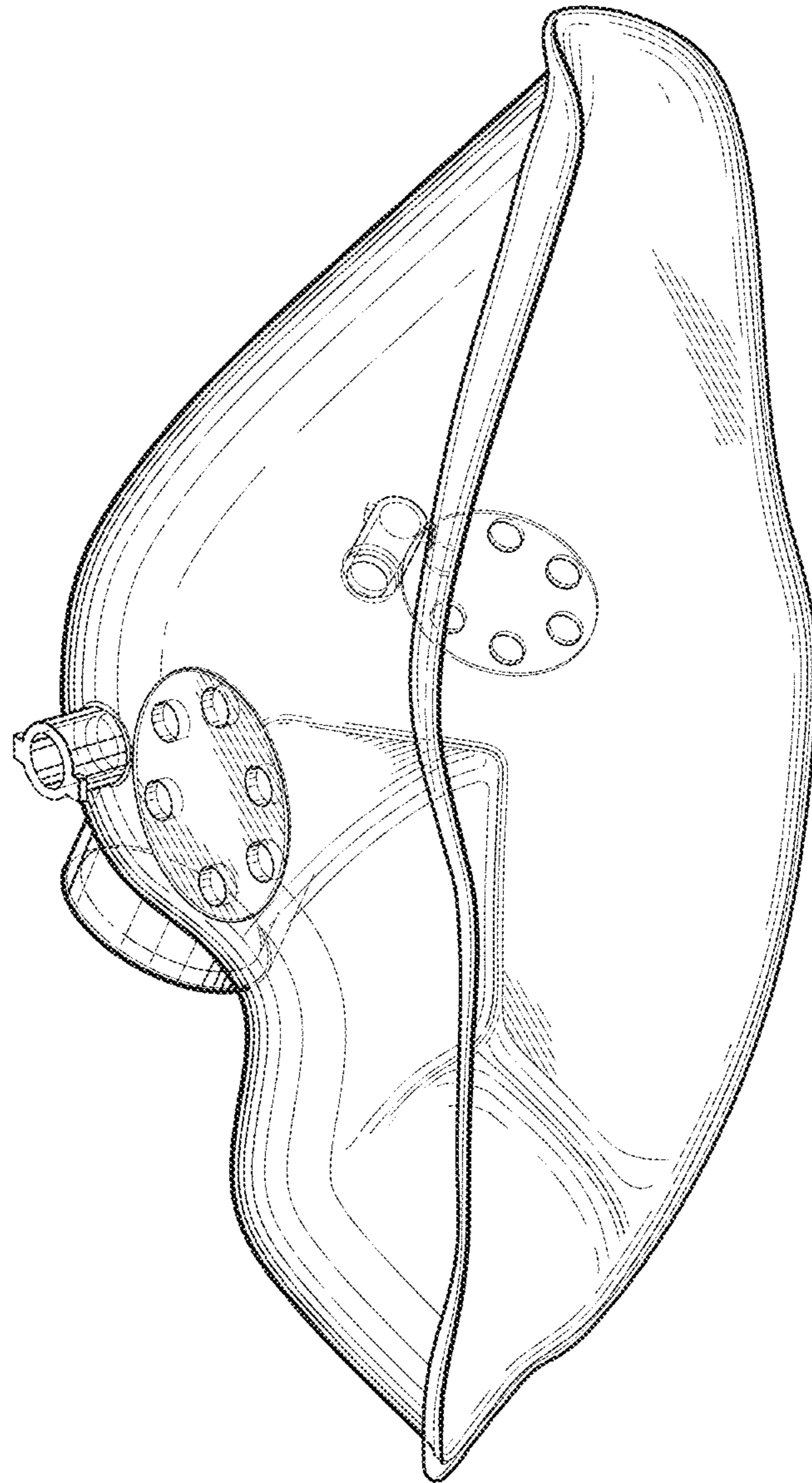


Fig. 2.

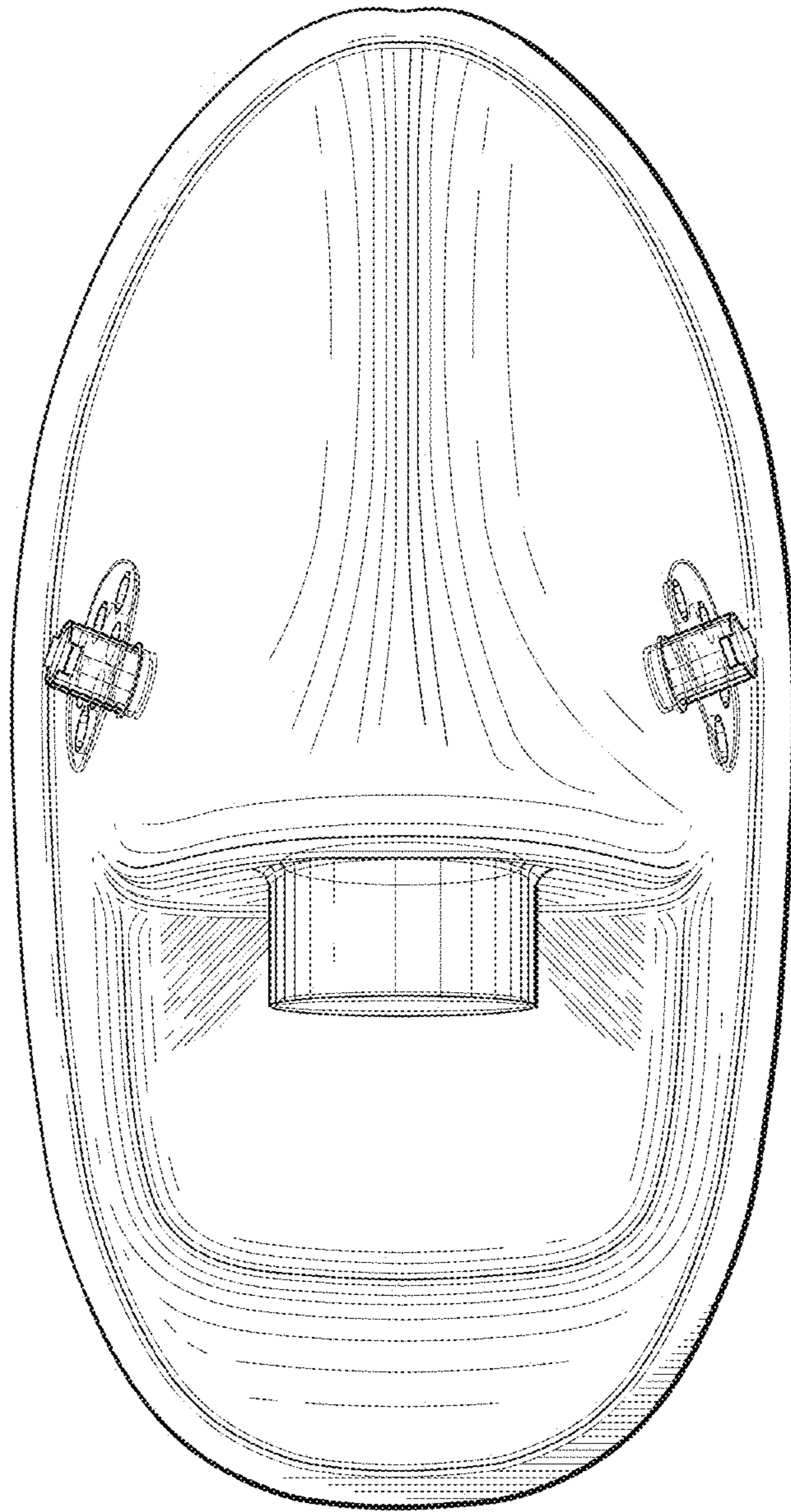


Fig. 3.

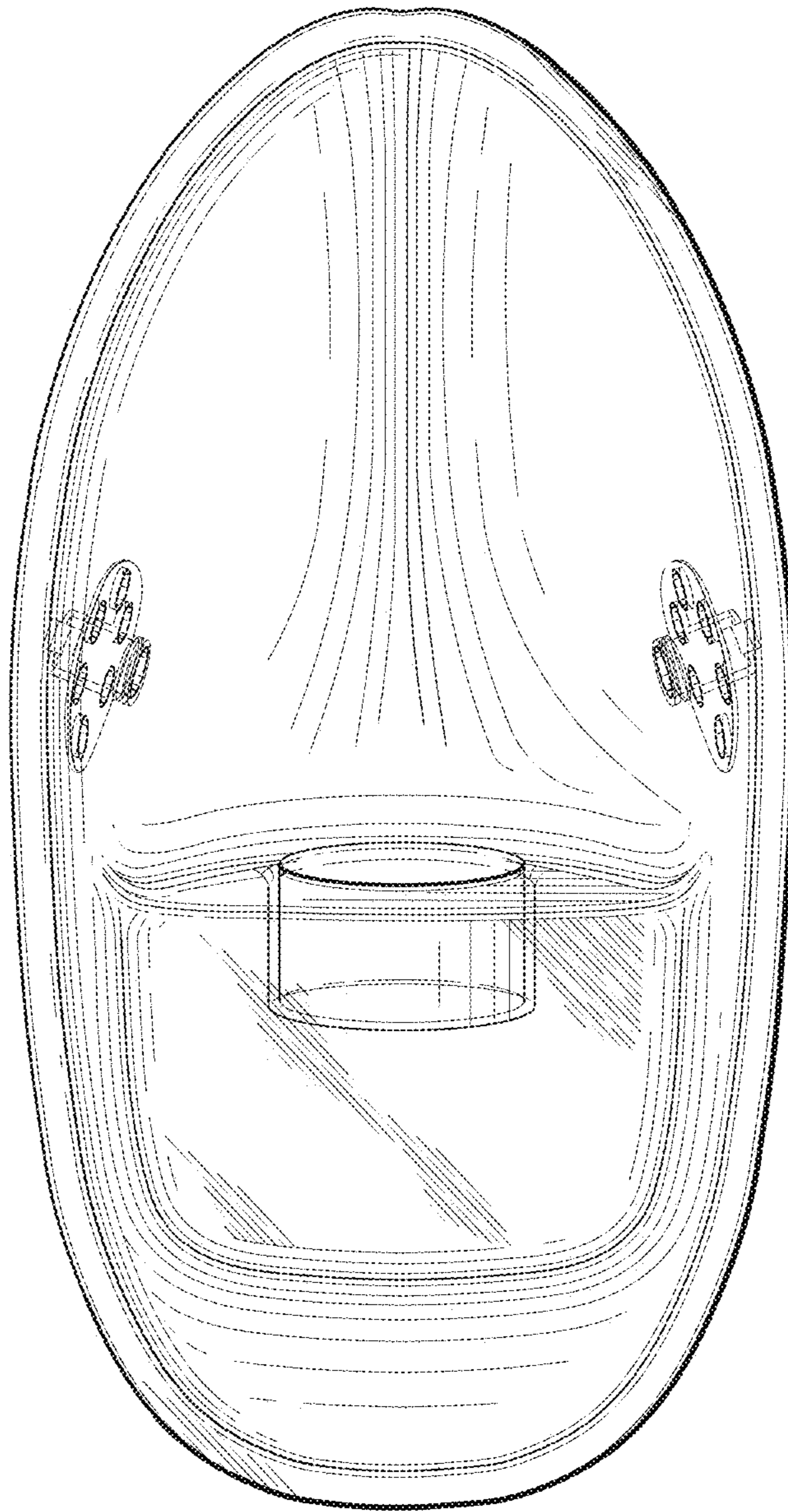


Fig. 4.

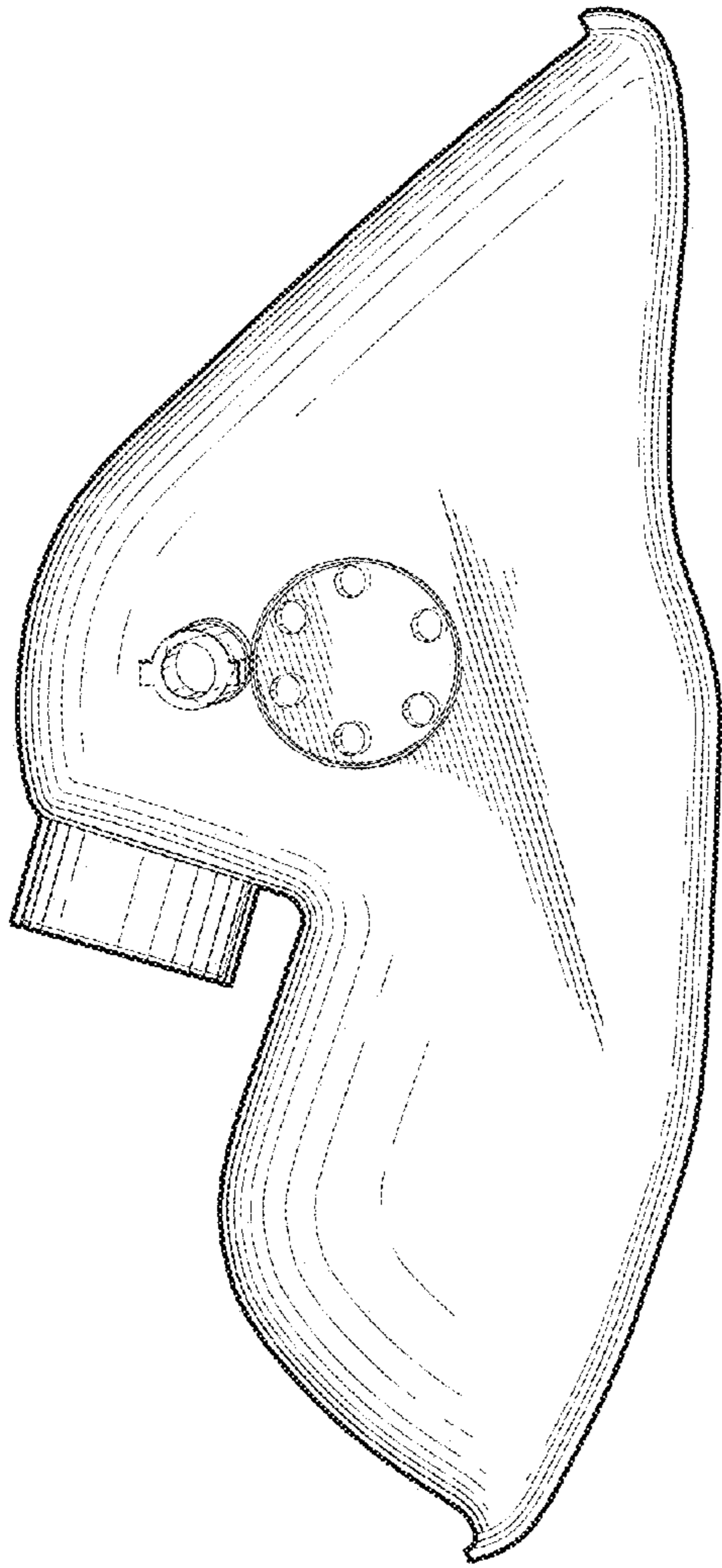


Fig. 5.

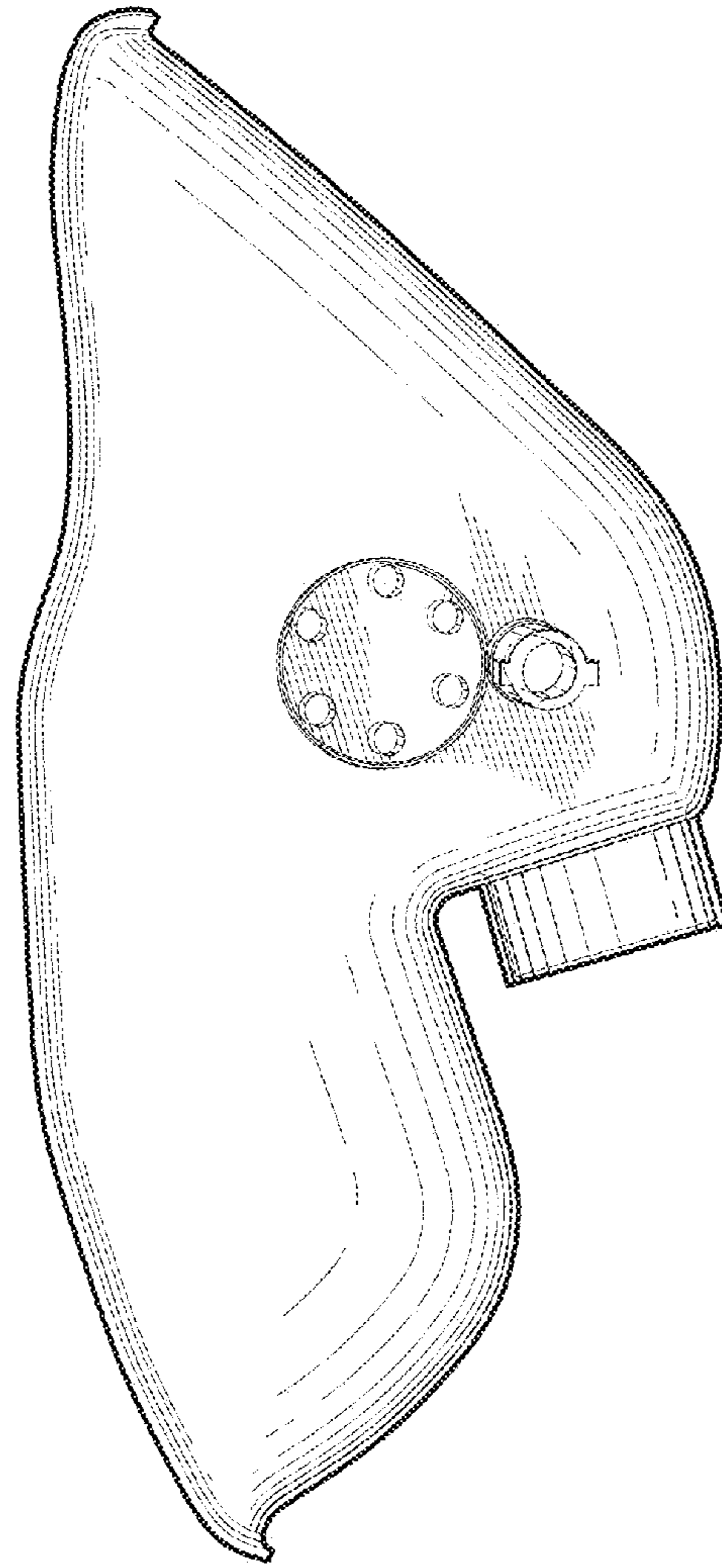


Fig. 6.

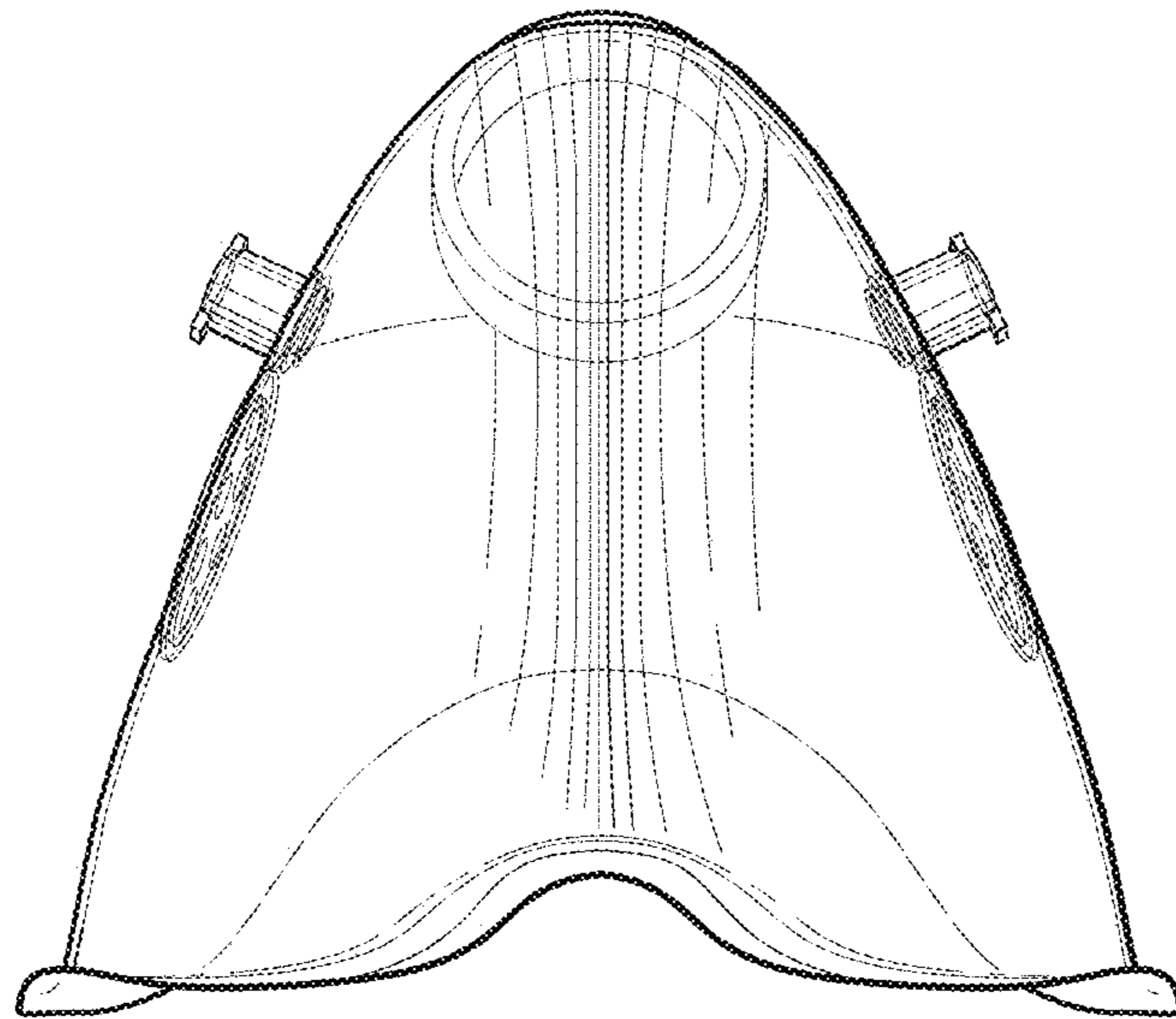


Fig. 7.

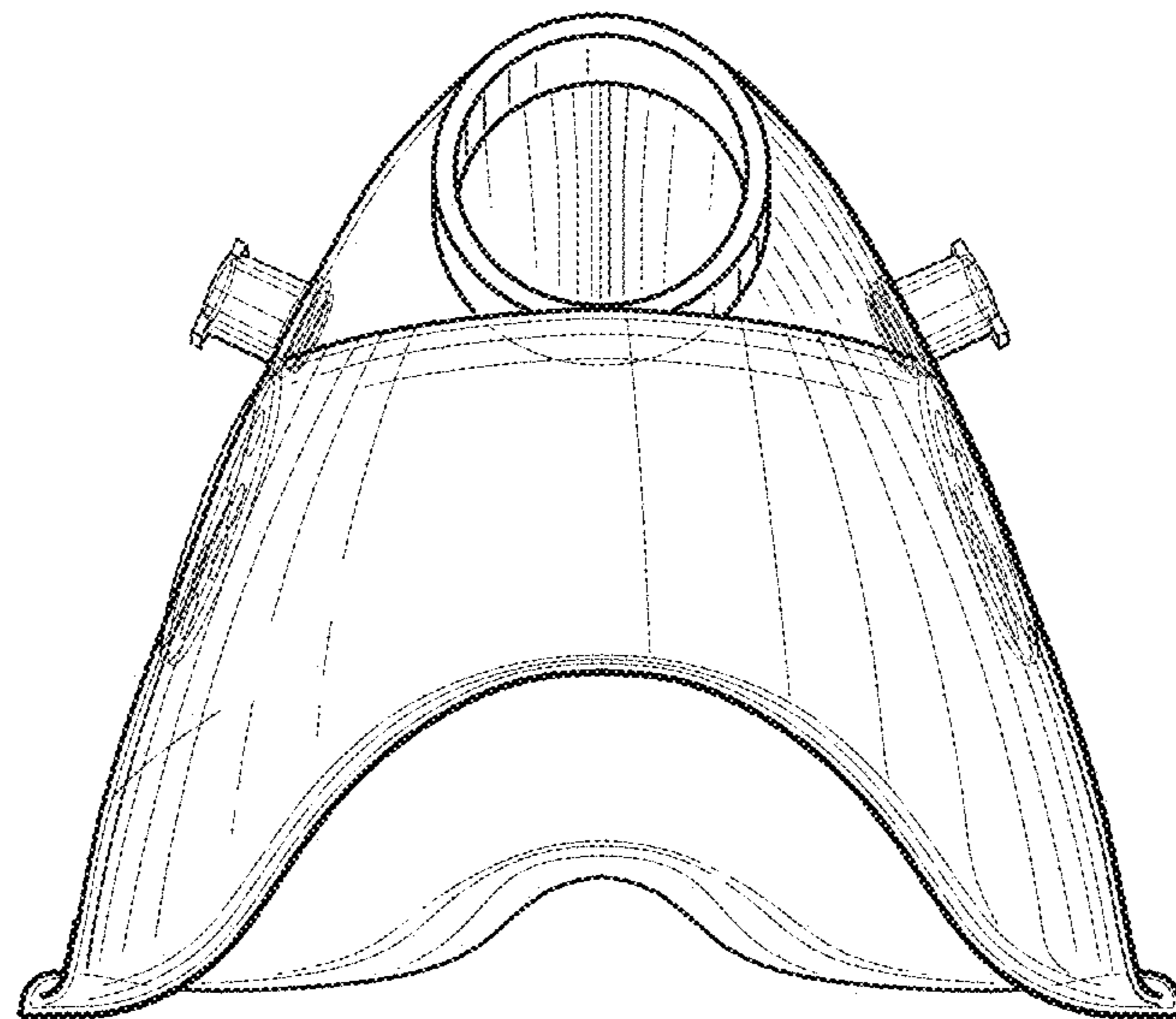


Fig. 8.