

US00D753813S

(12) **United States Design Patent**
Ozolins et al.

(10) **Patent No.:** **US D753,813 S**
(45) **Date of Patent:** **** Apr. 12, 2016**

(54) **FRAME FOR RESPIRATORY MASK**
(71) Applicant: **RESMED LIMITED**, Bella Vista, New South Wales (AU)
(72) Inventors: **Angelene Marie Ozolins**, Sydney (AU); **Lachlan Richard Goldspink**, Sydney (AU); **Brent James Dravitzki**, Mosman (AU); **Robert Thomas Burnham**, Sydney (AU); **Lemmy Nga**, Sydney (AU)

6,119,694 A 9/2000 Correa et al.
D433,127 S 10/2000 Gazzara
D440,652 S 4/2001 Pollard
6,374,826 B1 * 4/2002 Gunaratnam et al. ... 128/206.27
6,422,238 B1 7/2002 Lithgow
6,581,594 B1 * 6/2003 Drew et al. 128/204.18
D532,511 S 11/2006 Amarasinghe
D550,849 S 9/2007 Baker
D559,976 S 1/2008 Amarasinghe

(Continued)

OTHER PUBLICATIONS

Parent, U.S. Appl. No. 29/471,497, Ozolins et al., filed Nov. 1, 2013.

Primary Examiner — Richelle G. Shelton

(74) *Attorney, Agent, or Firm* — Nixon & Vanderhye P.C.

(73) Assignee: **ResMed Limited**, Bella Vista (AU)
(**) Term: **14 Years**
(21) Appl. No.: **29/506,330**
(22) Filed: **Oct. 15, 2014**

(57) **CLAIM**

The ornamental design for a frame for respiratory mask, as shown and described.

Related U.S. Application Data

(60) Continuation of application No. 29/471,497, filed on Nov. 1, 2013, which is a division of application No. 29/371,008, filed on Sep. 10, 2010, now Pat. No. Des. 695,887.
(51) **LOC (10) Cl.** **29-02**
(52) **U.S. Cl.**
USPC **D24/110.1**
(58) **Field of Classification Search**
USPC D14/110-110.4
CPC A61M 16/06; A61M 16/0605; A61M 16/0633
See application file for complete search history.

DESCRIPTION

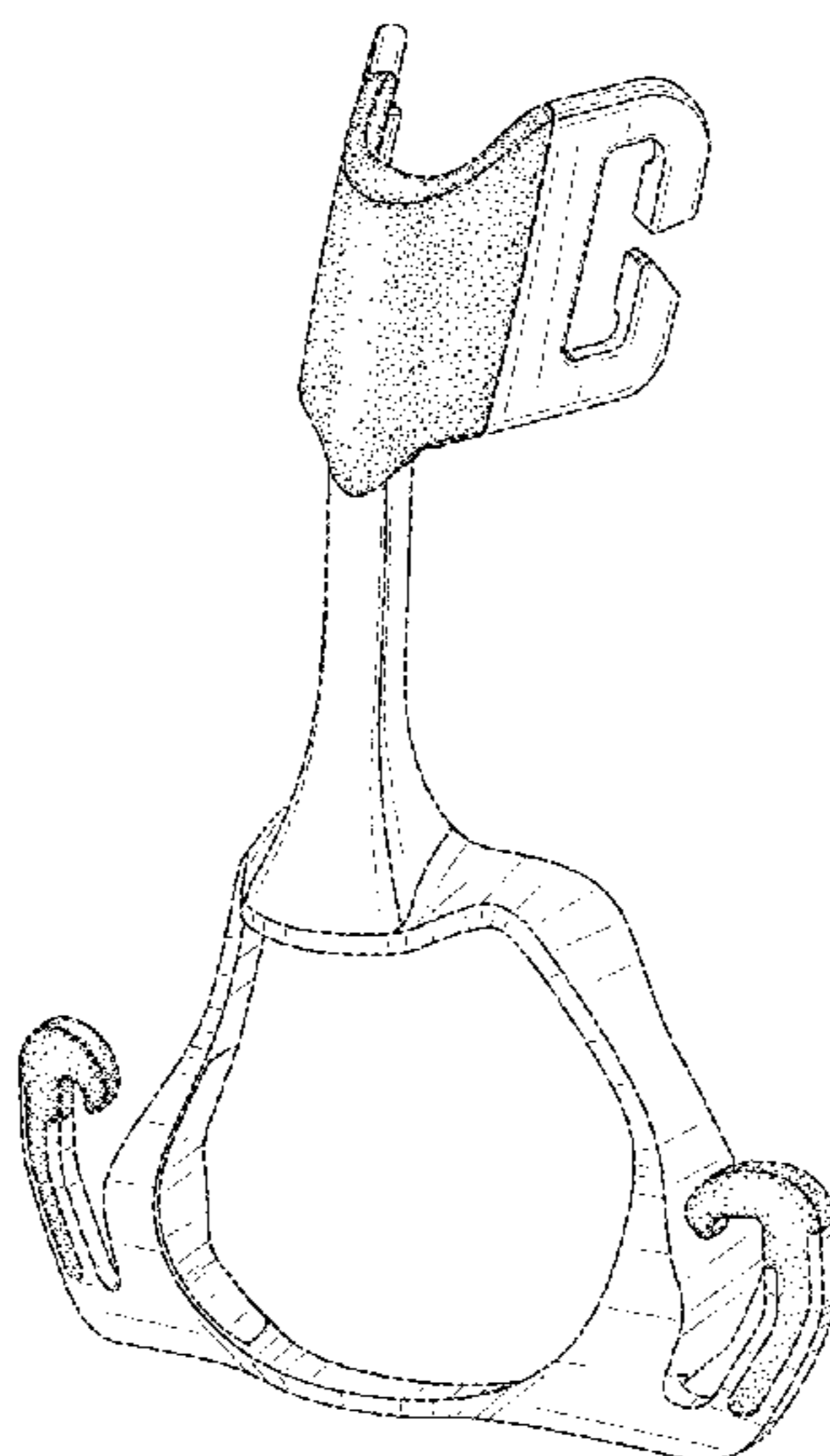
FIG. 1 is a perspective view of a frame for respiratory mask according to a first embodiment of our design;
FIG. 2 is a front view thereof;
FIG. 3 is a rear view thereof;
FIG. 4 is a top view thereof;
FIG. 5 is a bottom view thereof;
FIG. 6 is a right side view thereof, with the left side view thereof being a mirror image;
FIG. 7 is a perspective view of a frame for respiratory mask according to a second embodiment of our design;
FIG. 8 is a front view thereof;
FIG. 9 is a rear view thereof;
FIG. 10 is a top view thereof;
FIG. 11 is a bottom view thereof; and,
FIG. 12 is a right side view thereof, with the left side view thereof being a mirror image.
Where included, the use of stippling is provided to show a contrast in appearance that is part of the claimed design.

(56) **References Cited**

U.S. PATENT DOCUMENTS

D224,282 S 7/1972 Candela
5,191,882 A 3/1993 Vogliano
D383,204 S 9/1997 Lomas
5,785,058 A 7/1998 Reynolds

1 Claim, 10 Drawing Sheets



(56)

References Cited

U.S. PATENT DOCUMENTS

D560,797 S	1/2008	Carroll et al.	2002/0026934 A1	3/2002	Lithgow et al.
D561,892 S	2/2008	Amarasinghe	2002/0174868 A1	11/2002	Kwok et al.
7,509,958 B2	3/2009	Amarasinghe et al.	2004/0065328 A1	4/2004	Amarasinghe et al.
D591,420 S *	4/2009	Selvarajan et al. D24/110.1	2004/0065330 A1	4/2004	Landis
D594,112 S *	6/2009	Nga et al. D24/110.1	2006/0283461 A1	12/2006	Lubke et al.
7,779,832 B1	8/2010	Ho	2008/0135050 A1 *	6/2008	Hitchcock et al. 128/207.11
D635,661 S *	4/2011	Stallard et al. D24/110.1	2009/0044810 A1 *	2/2009	Kwok et al. 128/206.28
D668,000 S	9/2012	Folkesson et al.	2009/0173343 A1	7/2009	Omura et al.
8,393,327 B2	3/2013	Omura et al.	2010/0006101 A1	1/2010	McAuley et al.
D683,447 S *	5/2013	Olsen et al. D24/110.4	2010/0031963 A1	2/2010	Lee et al.
8,517,023 B2	8/2013	Henry	2011/0226255 A1 *	9/2011	Rothermel et al. 128/206.21
8,522,784 B2	9/2013	Ng et al.	2012/0055478 A1	3/2012	Wilkinson
D695,887 S	12/2013	Ozolins et al.	2012/0138063 A1	6/2012	Eves et al.
8,695,601 B2	4/2014	Hitchcock et al.	2013/0239972 A1 *	9/2013	McAuley et al. 128/205.25
			2014/0083429 A1 *	3/2014	Rothermel et al. 128/205.25
			2014/0130803 A1	5/2014	Feldhahn et al.
			2014/0174446 A1 *	6/2014	Prentice et al. 128/205.25

* cited by examiner

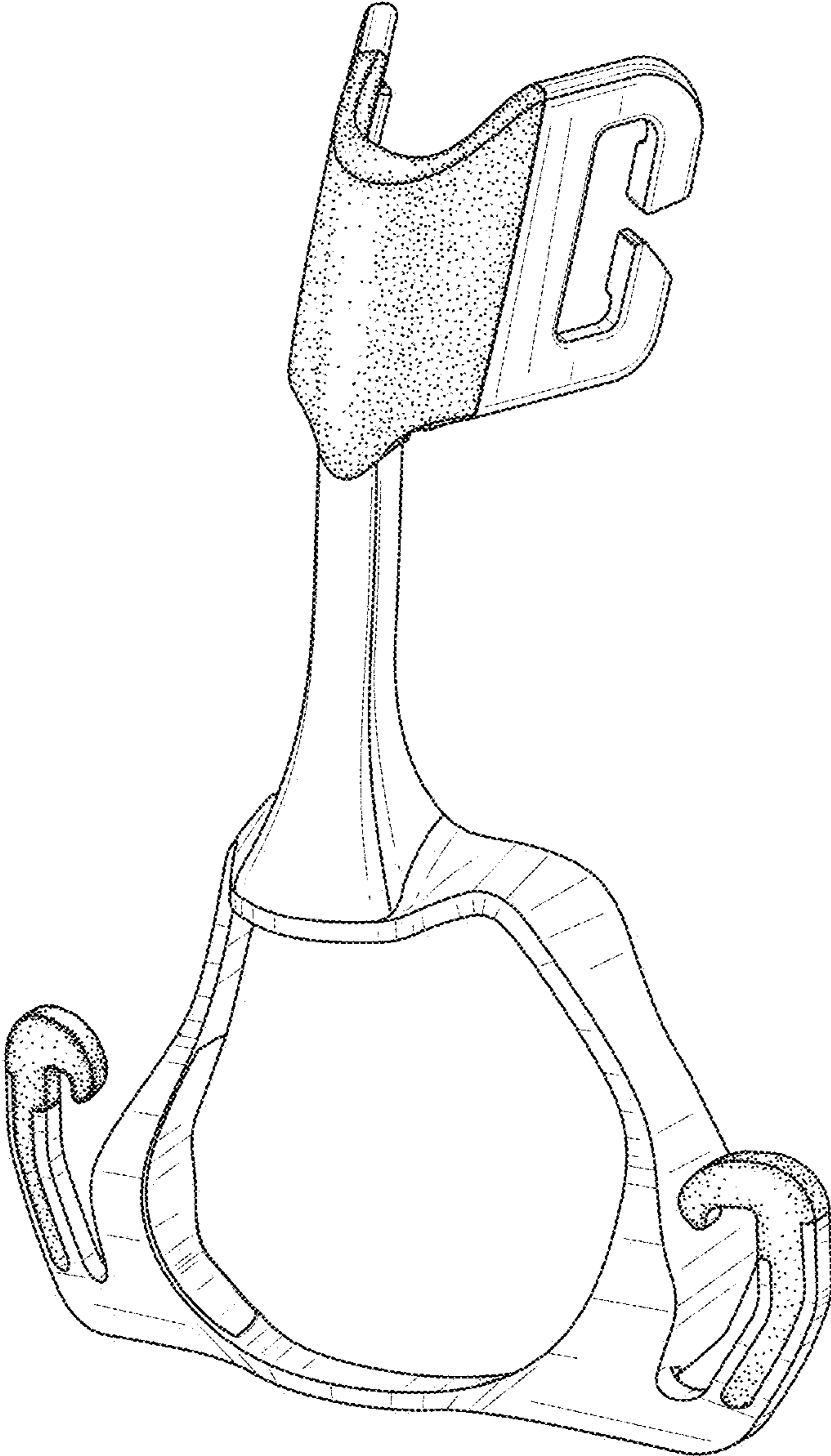


FIG. 1

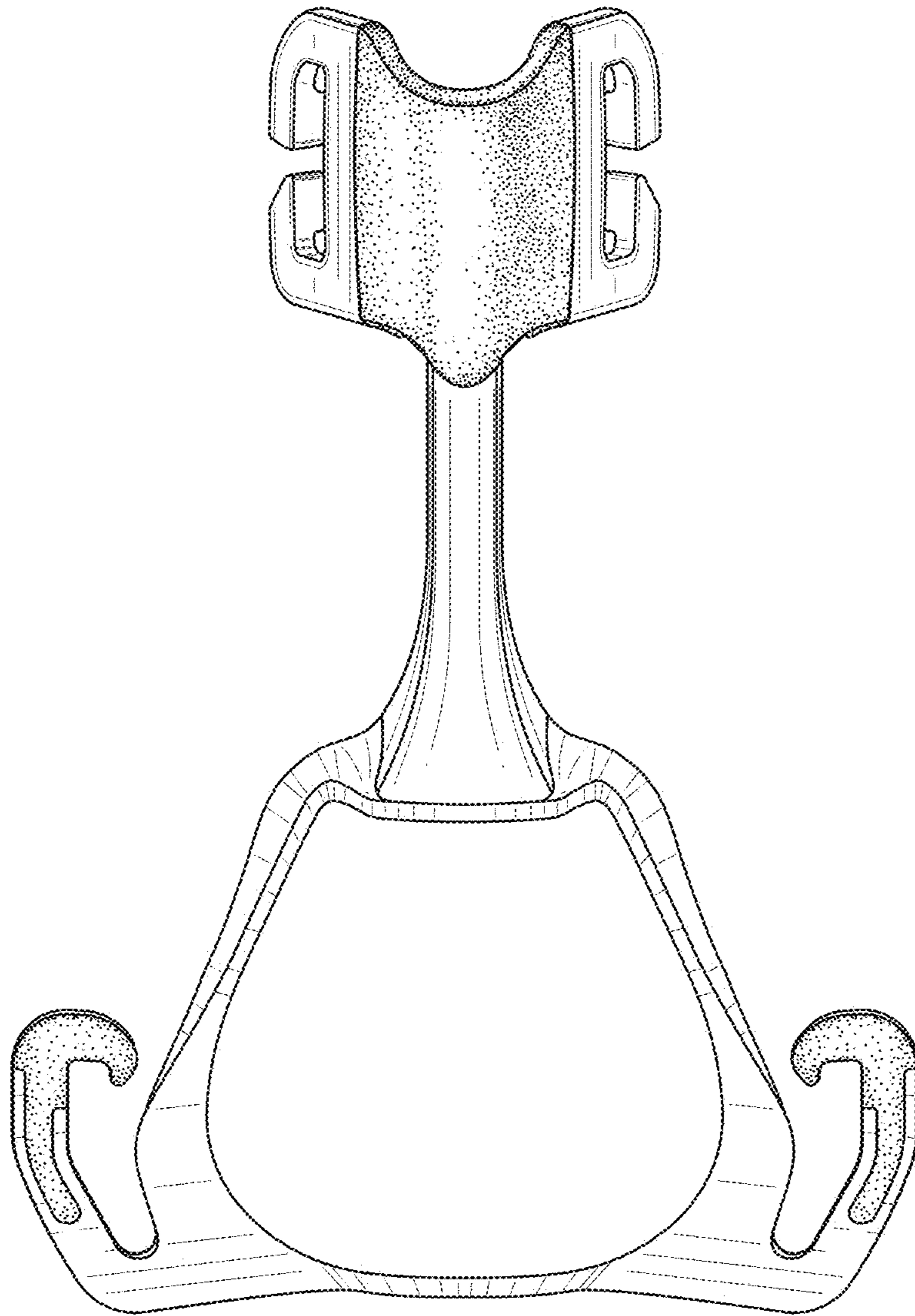


FIG. 2

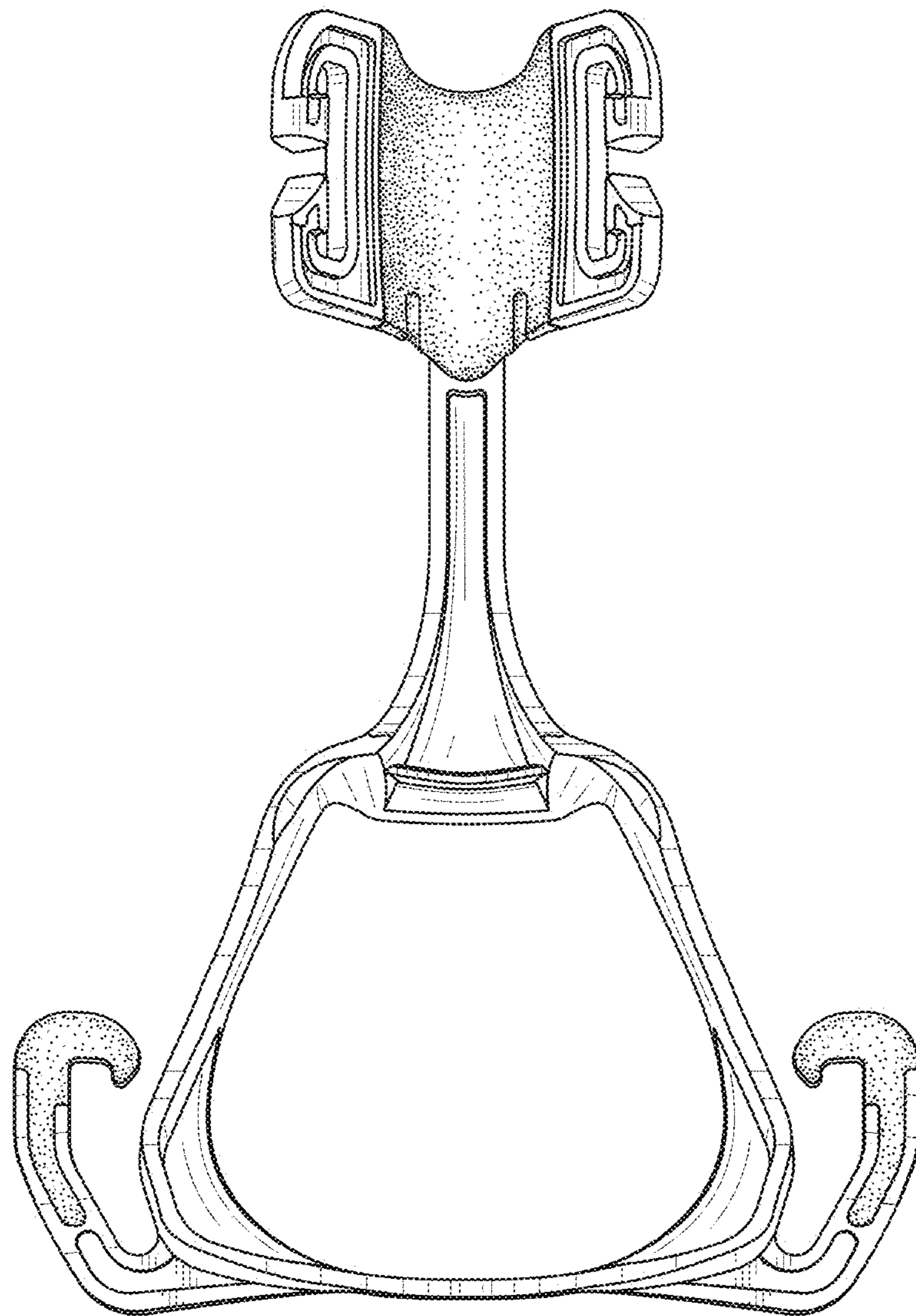


FIG. 3

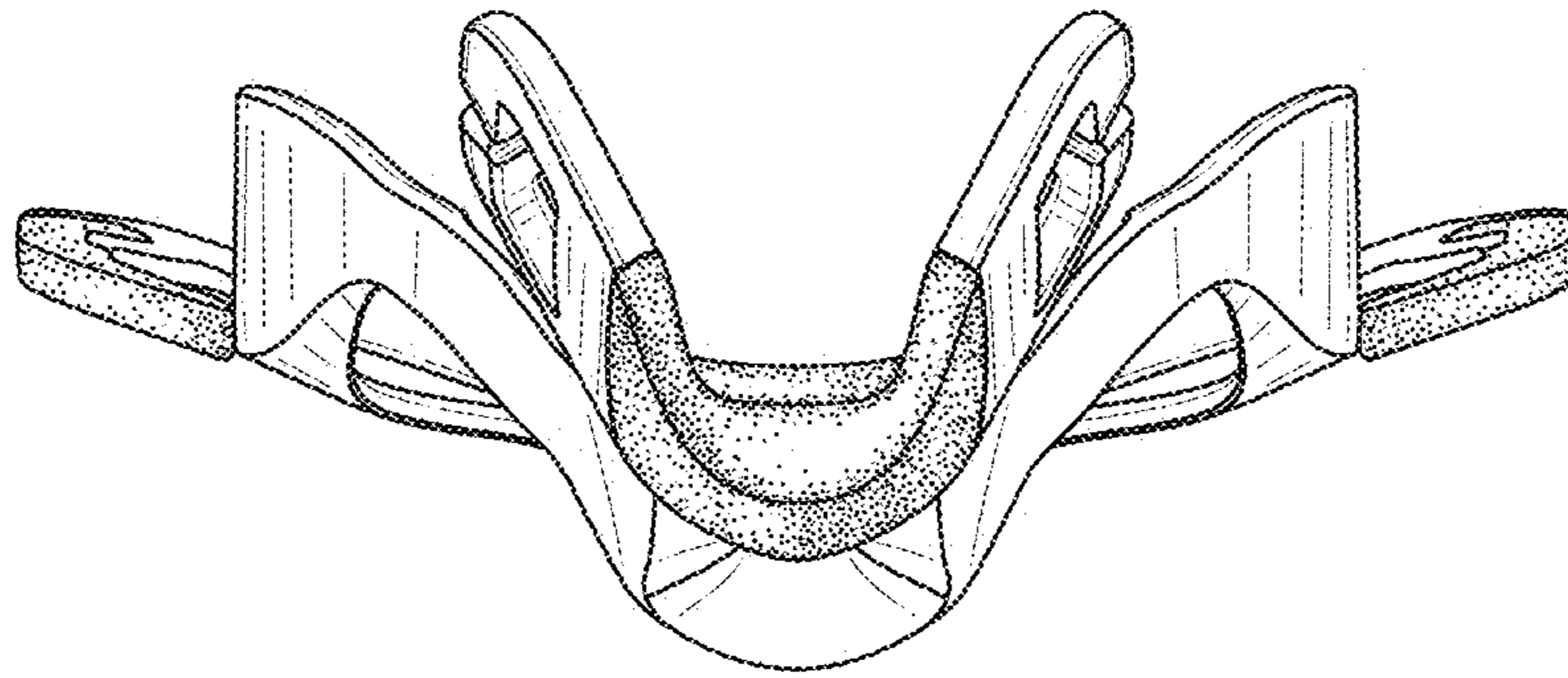


FIG. 4

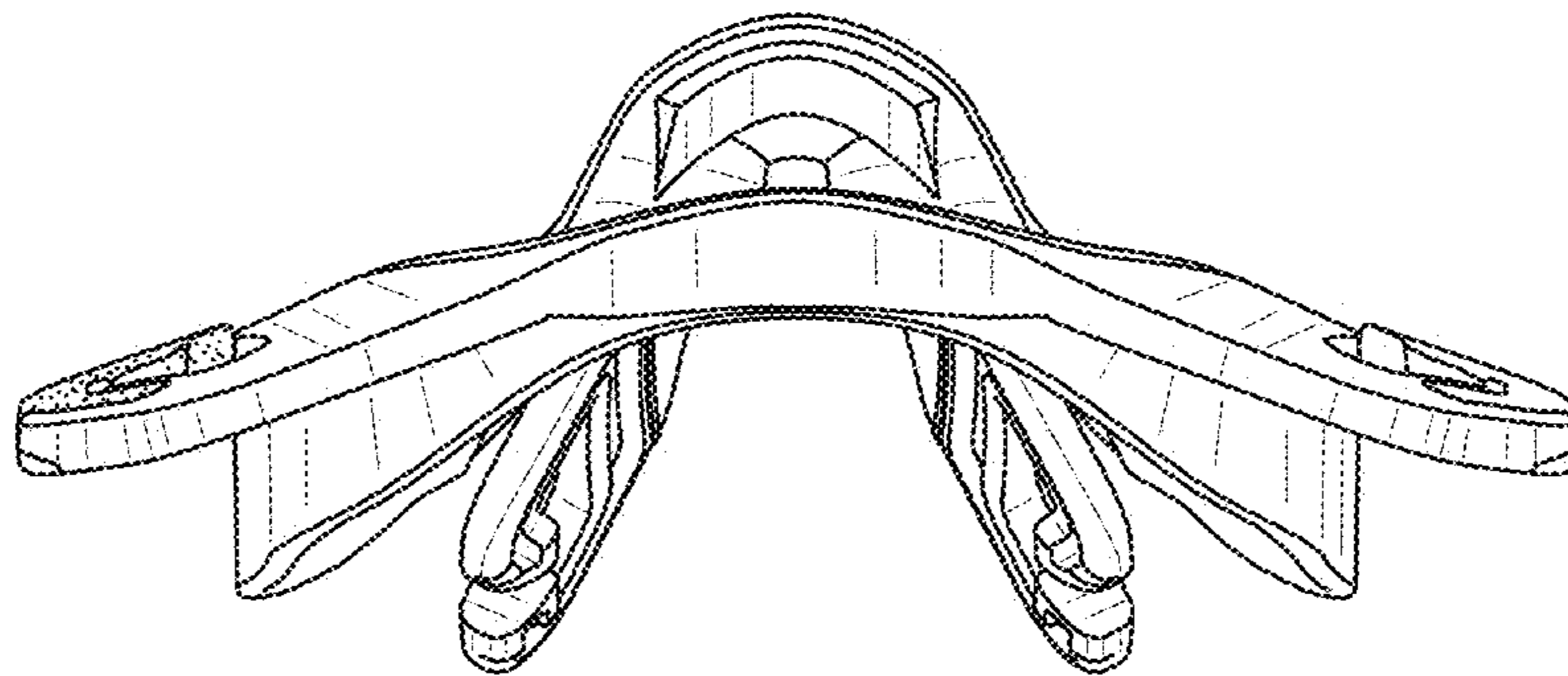


FIG. 5

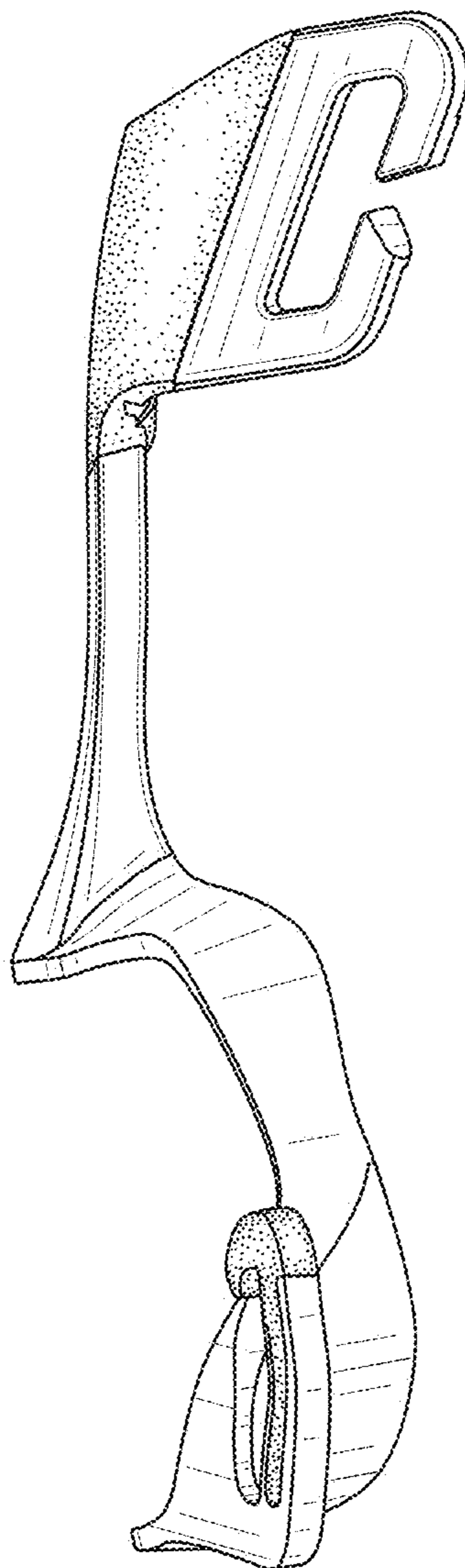


FIG. 6

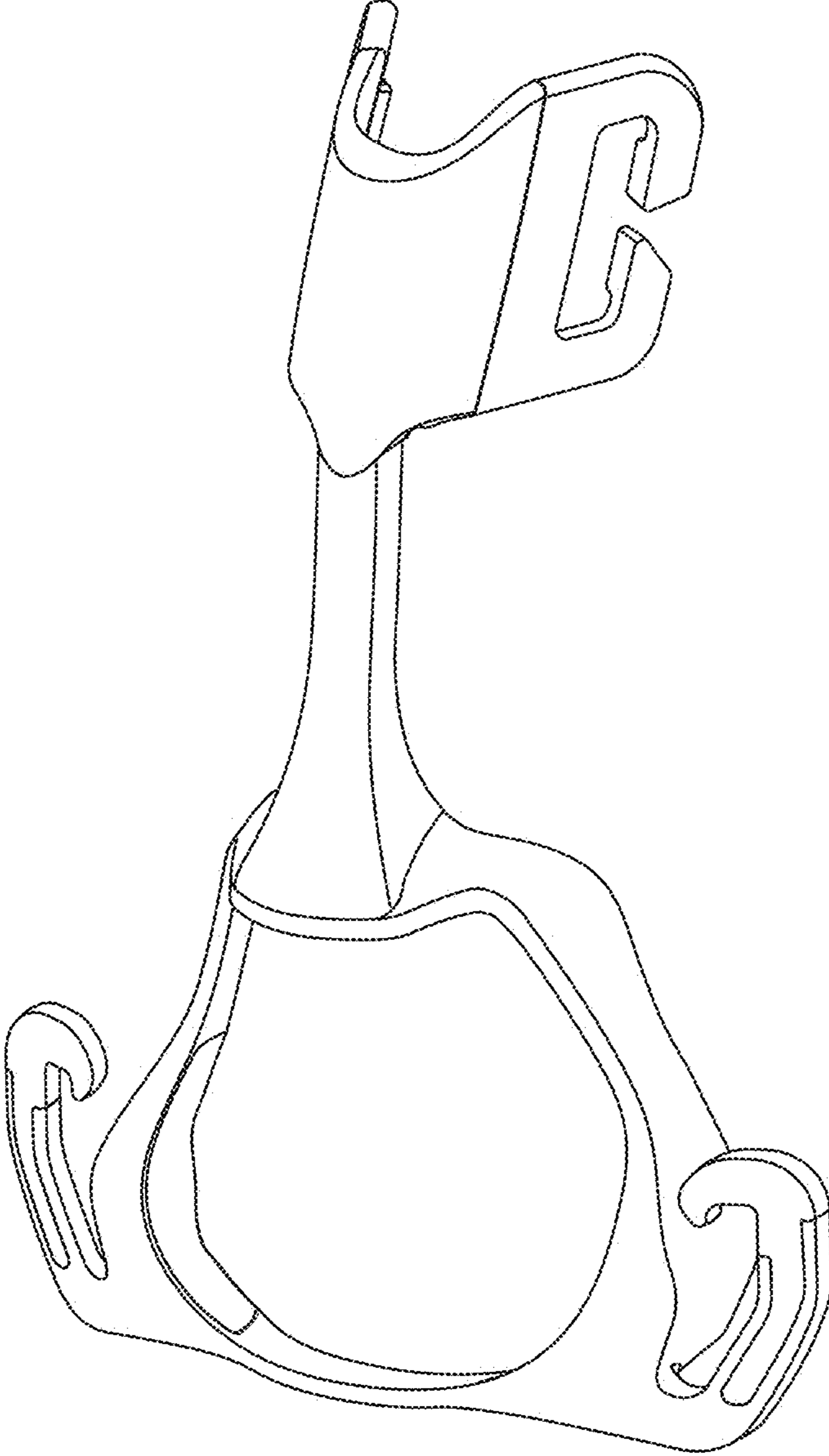


FIG. 7

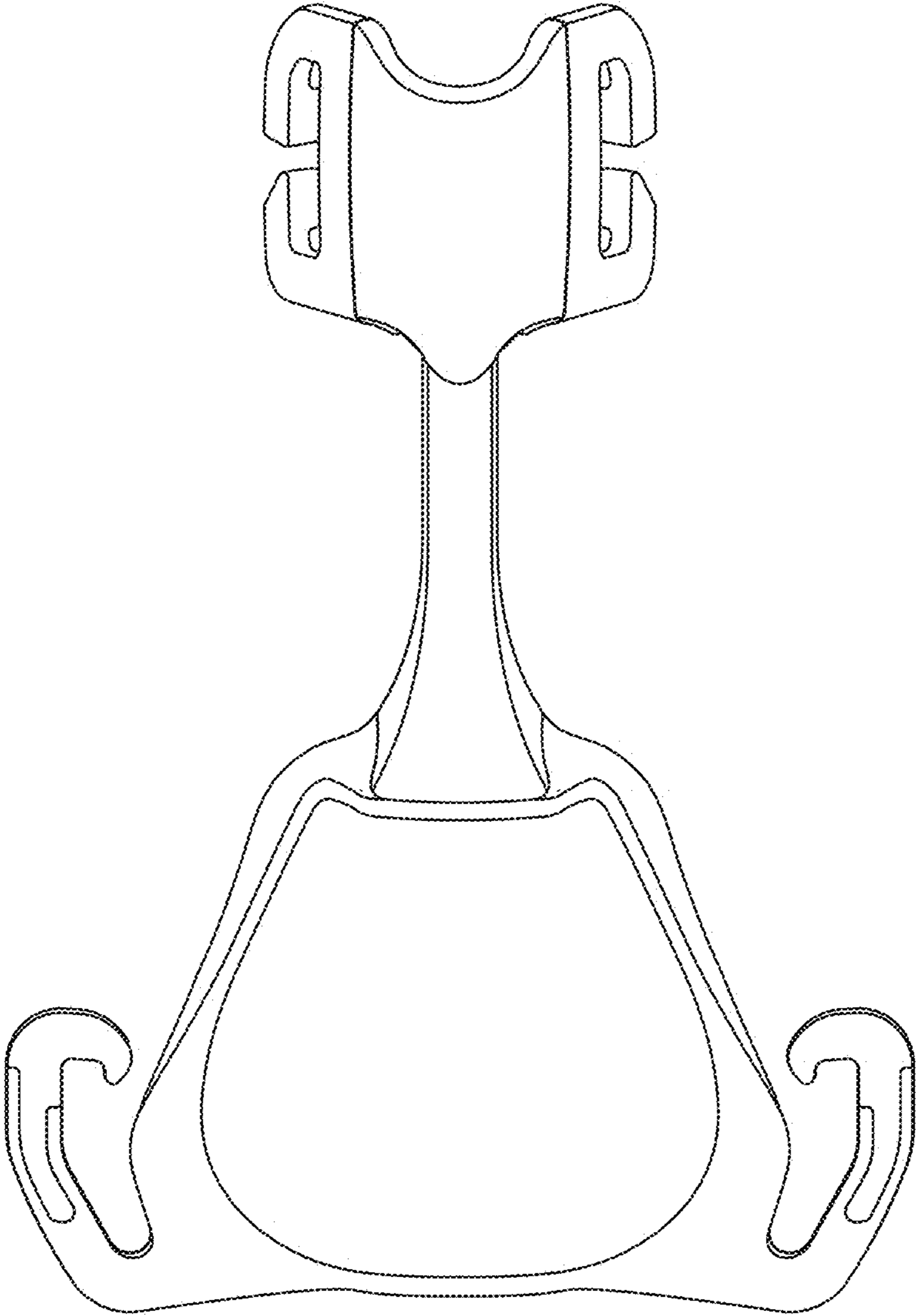


FIG. 8

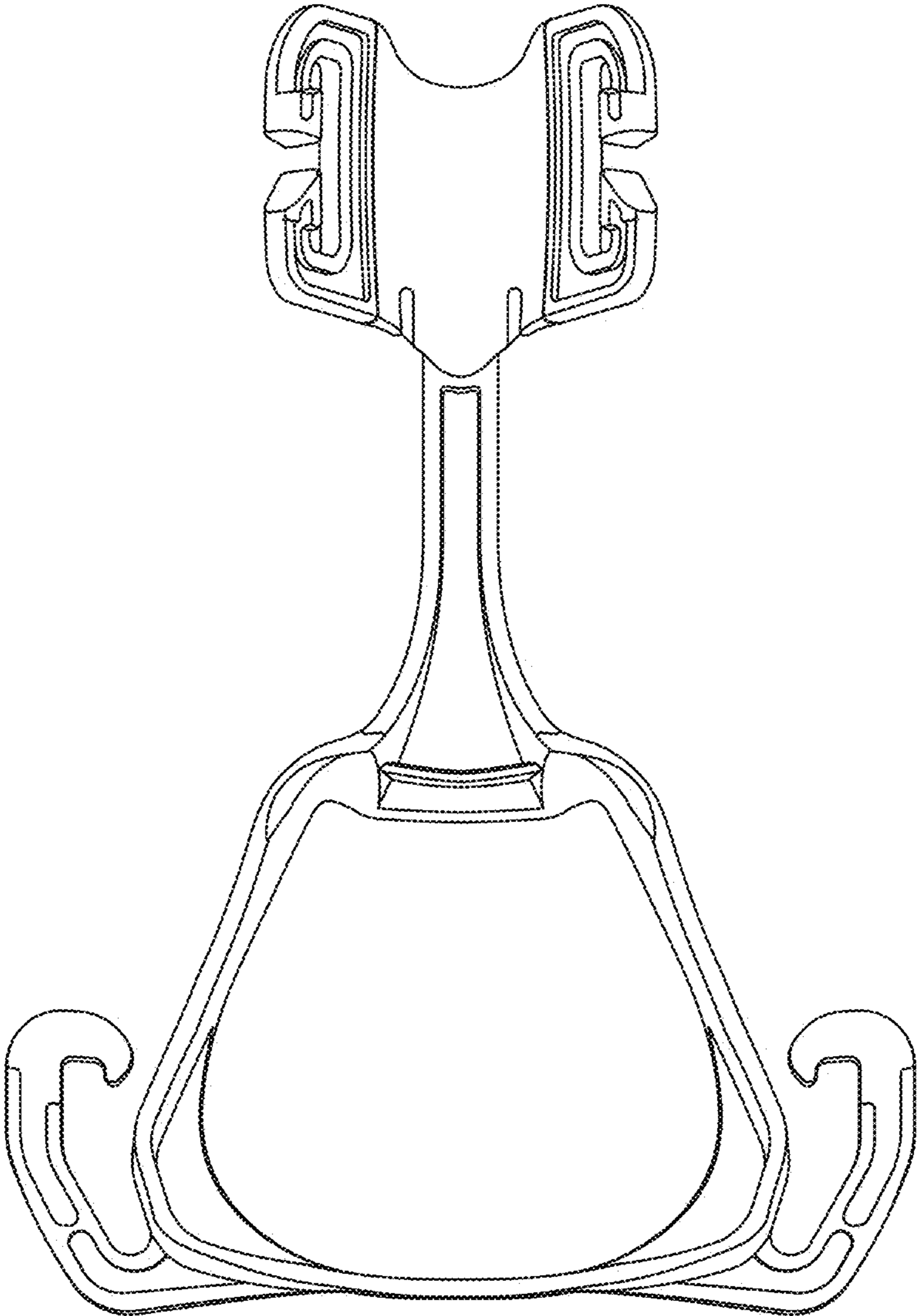


FIG. 9

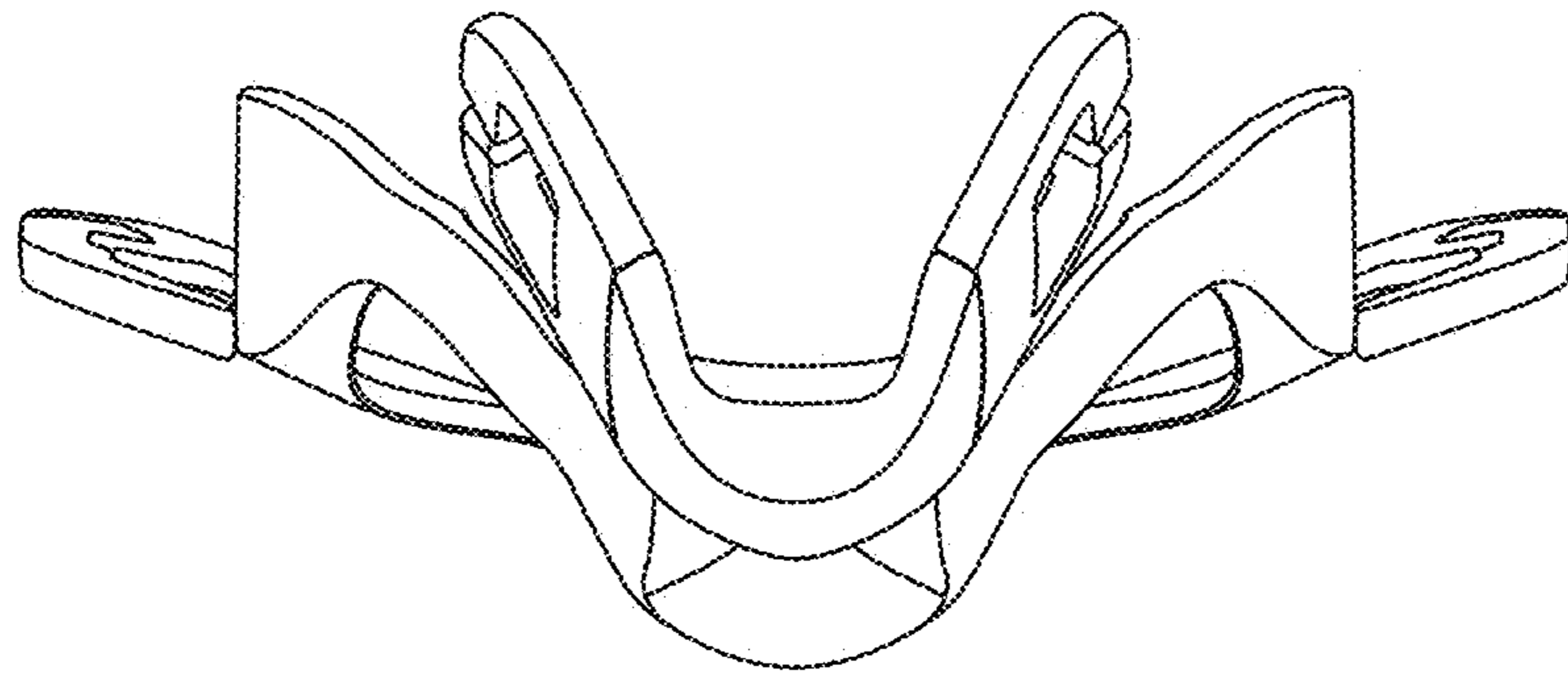


FIG. 10

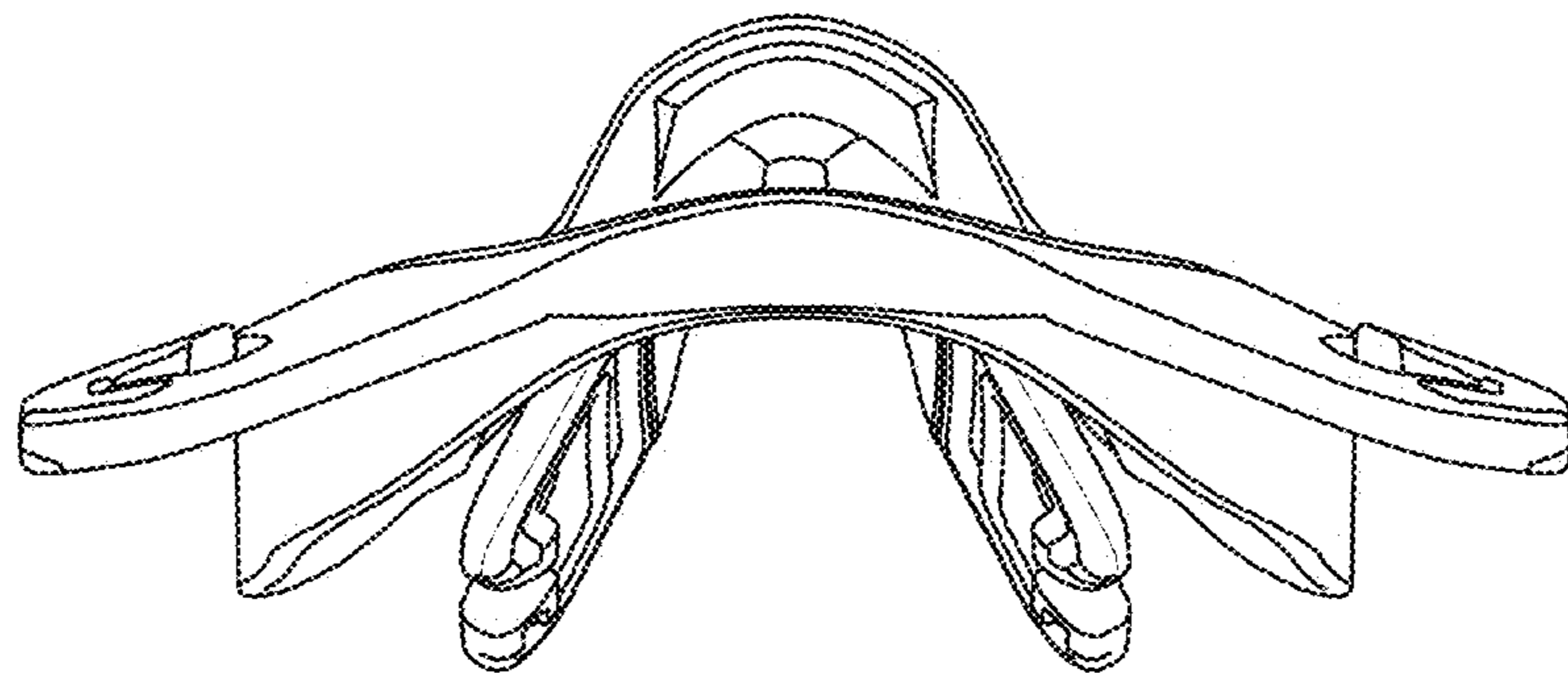


FIG. 11

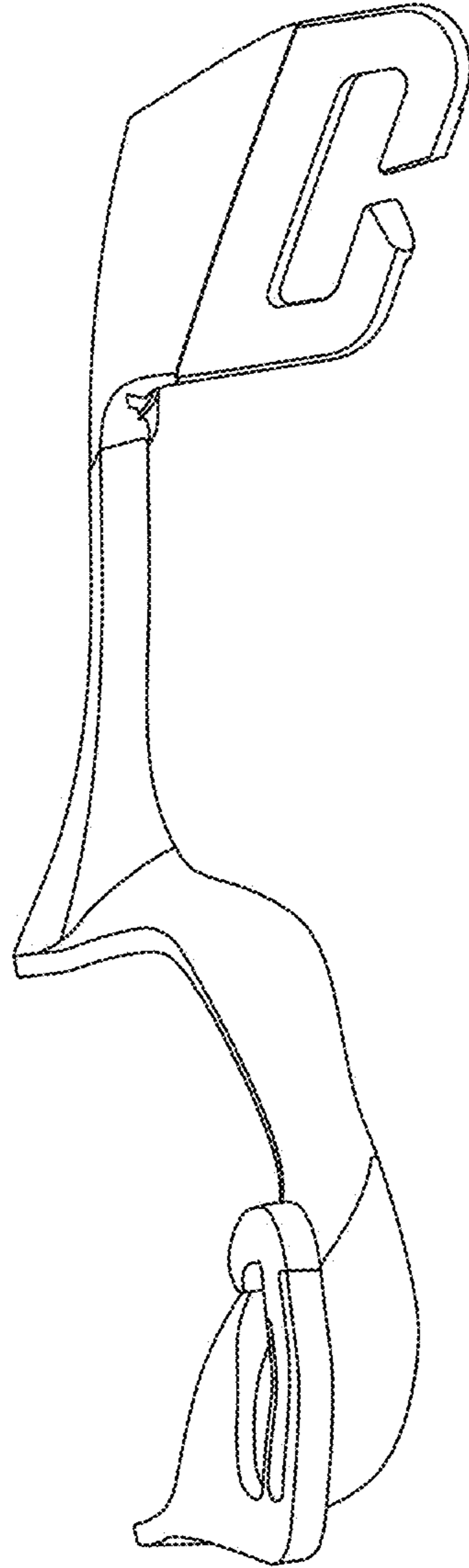


FIG. 12