



US00D753810S

(12) **United States Design Patent**  
**Chang**

(10) **Patent No.:** **US D753,810 S**  
(45) **Date of Patent:** **\*\* Apr. 12, 2016**

- (54) **WOUND THERAPY DEVICE**
  - (71) Applicant: **Koge Micro Tech Co., Ltd**, New Taipei (TW)
  - (72) Inventor: **Chih Chang**, New Taipei (TW)
  - (73) Assignee: **KOGE MICRO TECH CO., LTD**, New Taipei (TW)
  - (\*\*) Term: **14 Years**
  - (21) Appl. No.: **29/525,047**
  - (22) Filed: **Apr. 27, 2015**
  - (51) **LOC (10) Cl.** ..... **24-01**
  - (52) **U.S. Cl.**  
USPC ..... **D24/108**
  - (58) **Field of Classification Search**  
USPC ..... D24/107, 108, 111, 188, 185  
CPC . A61M 1/0088; A61M 1/0031; A61M 27/00;  
A61M 1/0023; A61M 1/0001; A61M 1/009;  
A61M 1/0096; A61M 1/0058; A61M 1/0066;  
A61M 1/00
- See application file for complete search history.

- 2008/0071216 A1\* 3/2008 Locke ..... A61M 5/1415  
604/119
- 2010/0187065 A1\* 7/2010 Pidgeon ..... A45C 11/00  
190/115
- 2011/0038741 A1\* 2/2011 Lissner ..... F04B 37/10  
417/313
- 2011/0040268 A1\* 2/2011 Eckstein ..... A61M 1/0023  
604/319
- 2012/0209228 A1\* 8/2012 Croizat ..... A61M 1/0023  
604/319
- 2012/0289914 A1\* 11/2012 Eckstein ..... A61M 1/0031  
604/313
- 2012/0310188 A1\* 12/2012 Croizat ..... A61M 1/0088  
604/319
- 2013/0310809 A1\* 11/2013 Armstrong ..... A61M 1/0088  
604/543
- 2014/0309600 A1\* 10/2014 Aceto ..... A61M 1/0088  
604/318
- 2015/0190288 A1\* 7/2015 Dunn ..... A61F 13/00068  
604/319

\* cited by examiner

*Primary Examiner* — Barbara Fox  
*Assistant Examiner* — Lilyana Bekic  
(74) *Attorney, Agent, or Firm* — CKC & Partners Co., Ltd.

(57) **CLAIM**  
The ornamental design for a wound therapy device, as shown and described.

(56) **References Cited**

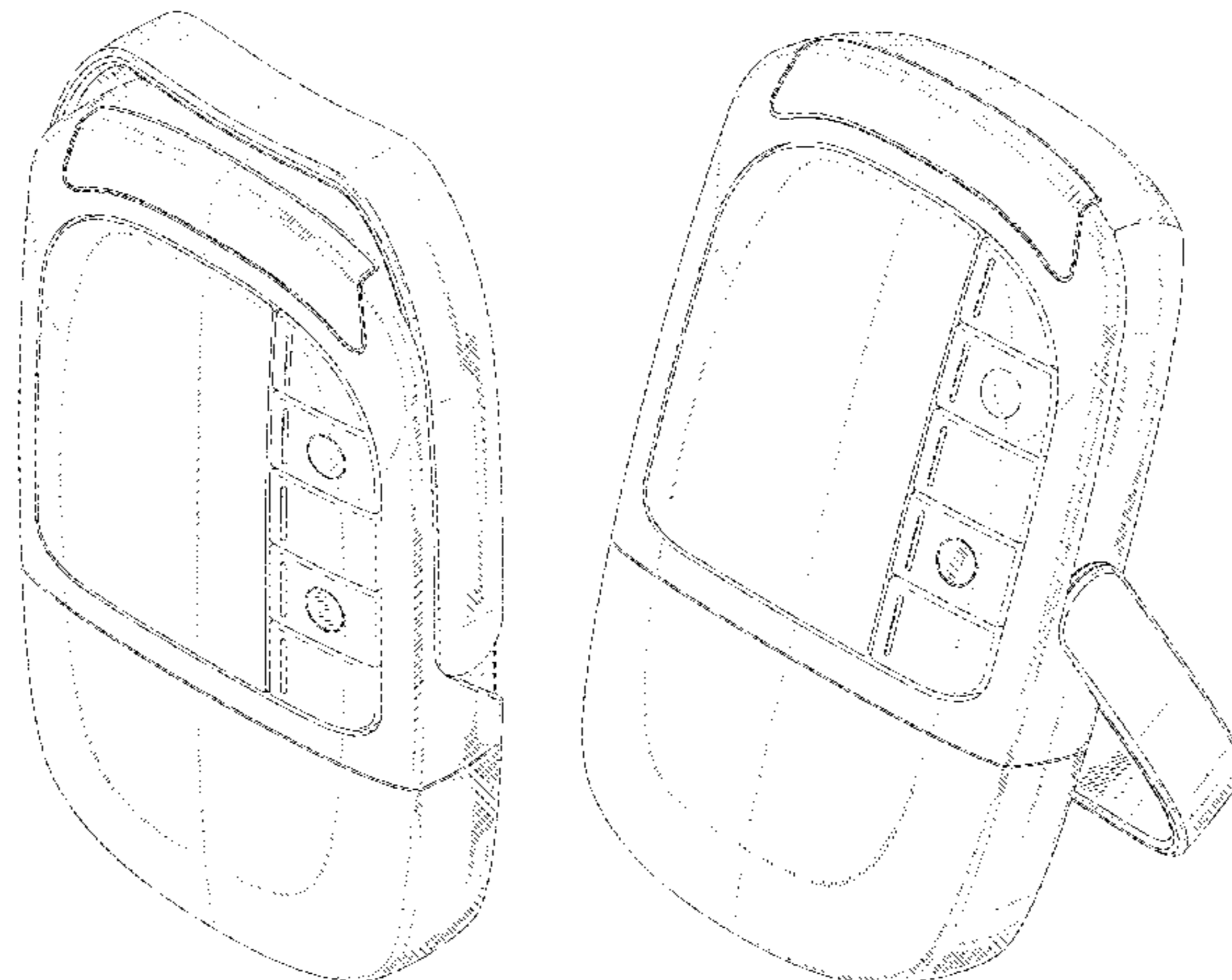
**U.S. PATENT DOCUMENTS**

- D408,625 S \* 4/1999 Barker ..... D3/203.1
- D565,177 S \* 3/2008 Locke ..... D24/111
- D581,521 S \* 11/2008 Locke ..... D24/111
- D601,692 S \* 10/2009 Tout ..... D24/108
- D613,411 S \* 4/2010 Collins ..... D24/186
- D630,313 S \* 1/2011 Pidgeon ..... D24/108
- D644,250 S \* 8/2011 Barber ..... D15/7
- D654,164 S \* 2/2012 Cole ..... D24/108
- D660,409 S \* 5/2012 Taggerty ..... D24/108
- 8,540,688 B2\* 9/2013 Eckstein ..... A61M 1/0031  
604/305
- 8,845,604 B2\* 9/2014 Croizat ..... A61M 1/0088  
604/174
- D744,658 S \* 12/2015 Hilkey-Boyatt ..... D11/86
- 2007/0260226 A1\* 11/2007 Jaeb ..... A61M 1/0005  
604/543

**DESCRIPTION**

FIG. 1 is a perspective view of a wound therapy device showing my new design;  
FIG. 2 is a front view thereof;  
FIG. 3 is a rear view thereof;  
FIG. 4 is a left side view thereof;  
FIG. 5 is a right side view thereof;  
FIG. 6 is a top view thereof;  
FIG. 7 is a bottom view thereof; and,  
FIG. 8 is perspective view thereof in an alternate position.  
The broken lines in the drawings illustrate portions of the wound therapy device which form no part of the claimed design.

**1 Claim, 8 Drawing Sheets**



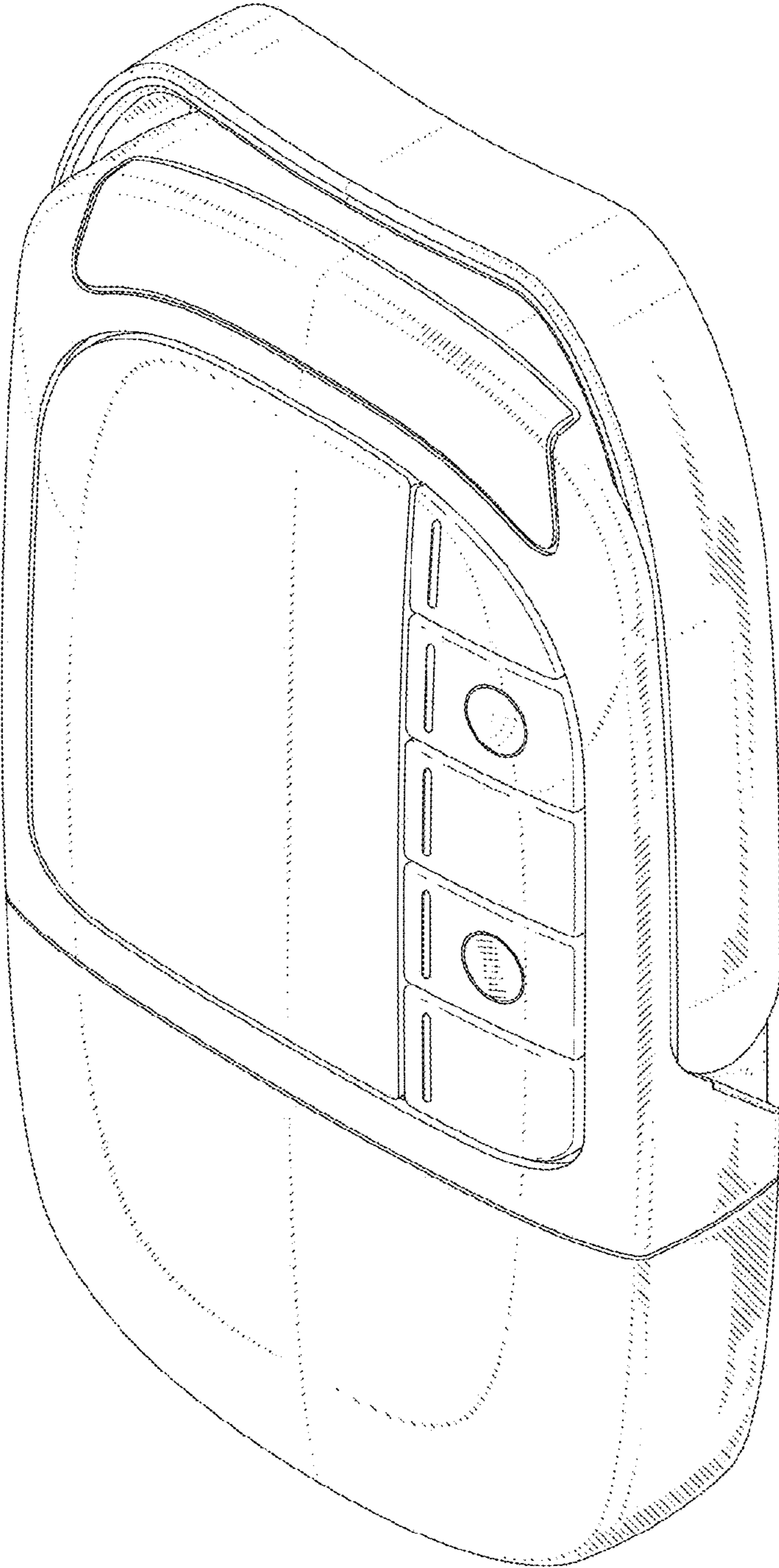


Fig. 1

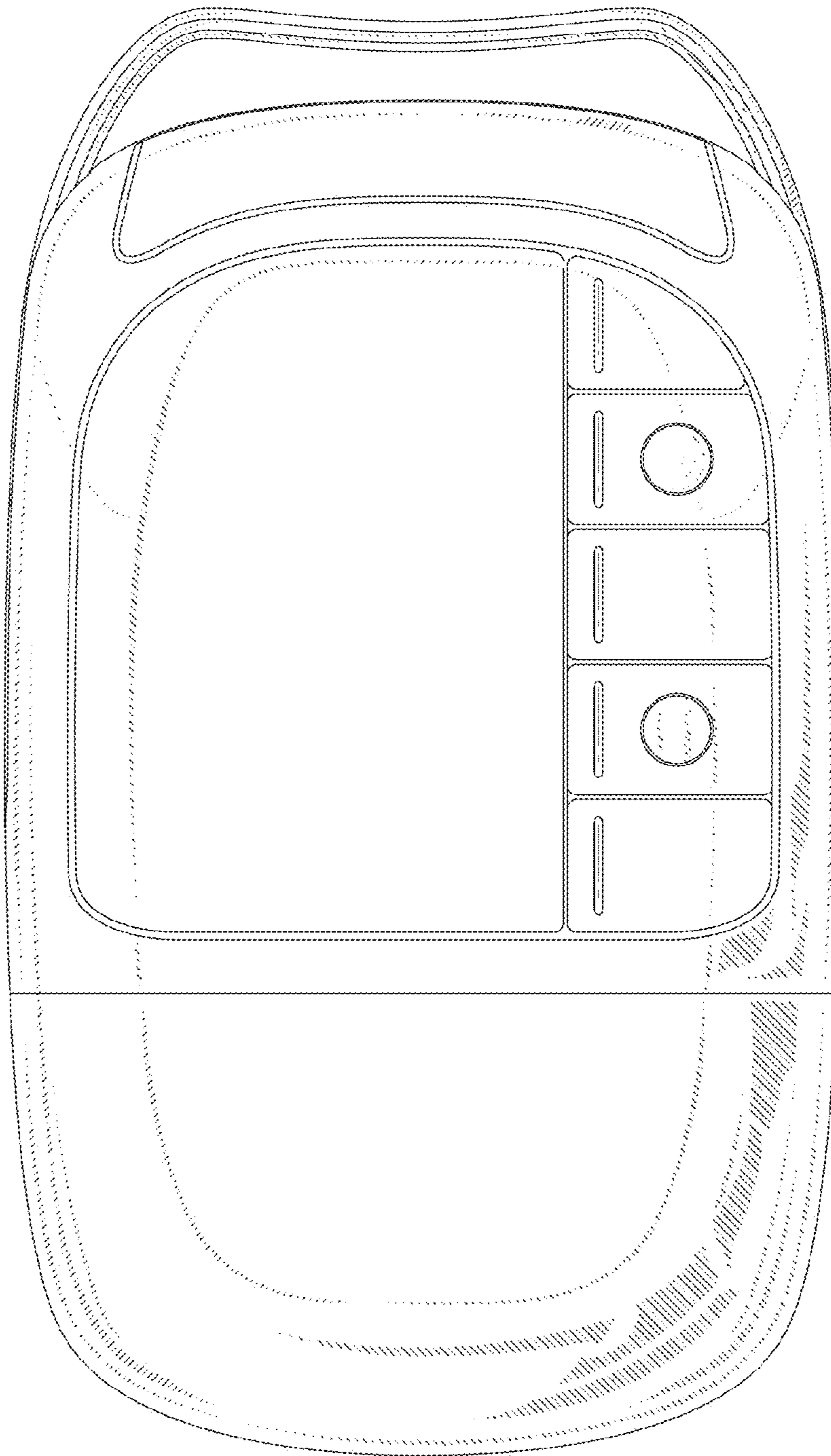


Fig. 2



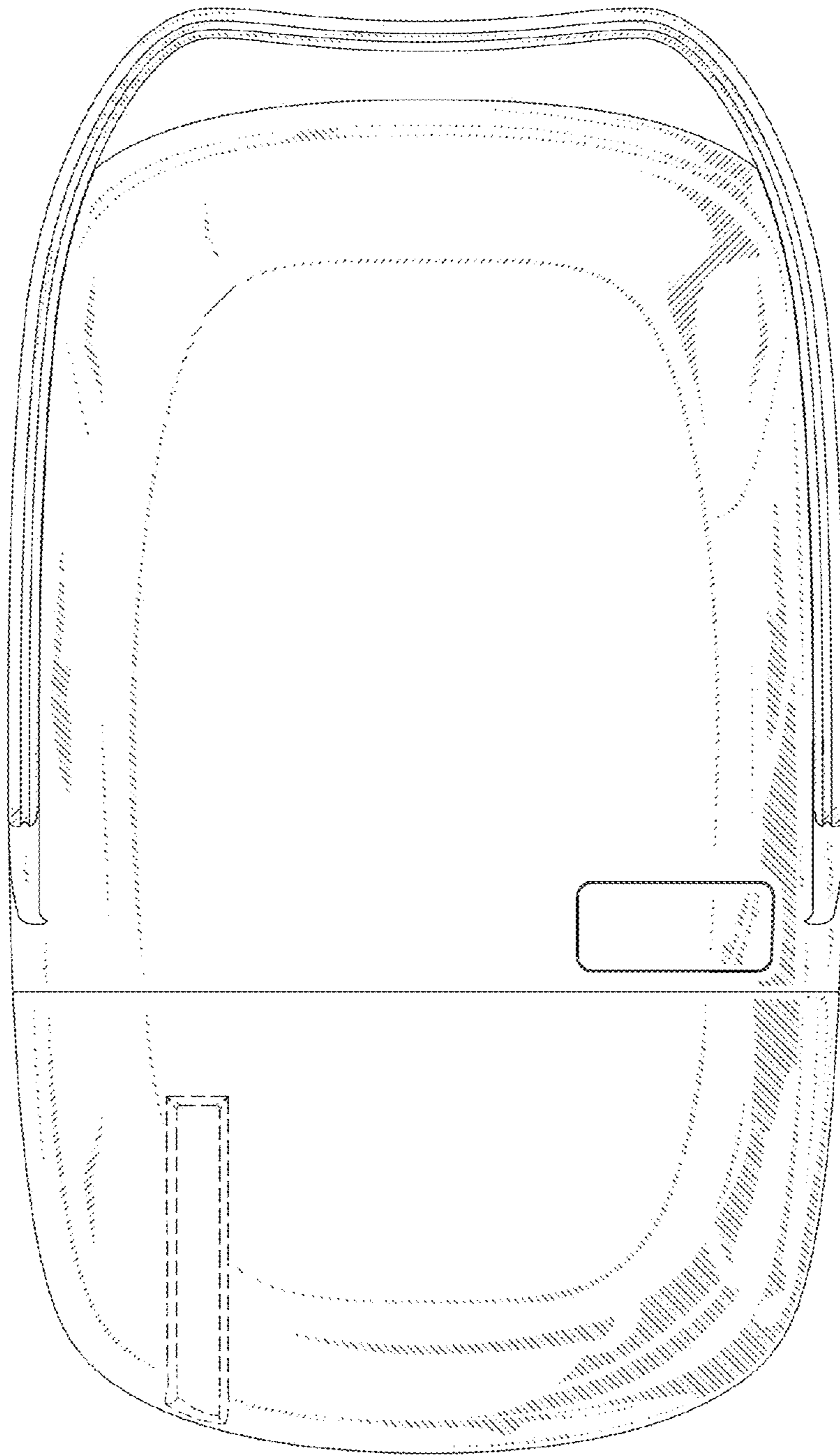


Fig. 3

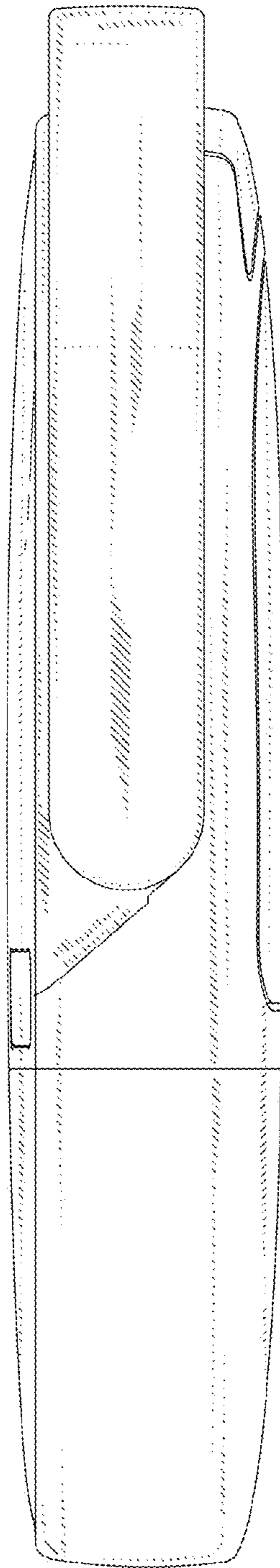


Fig. 4

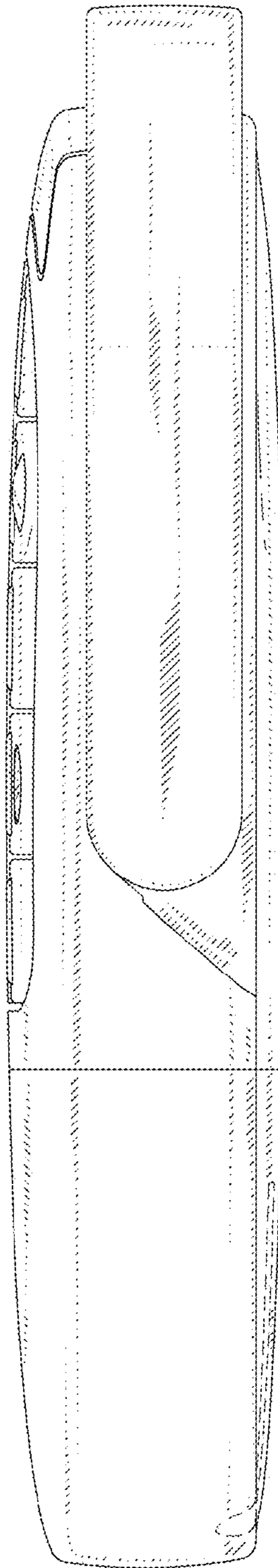


Fig. 5

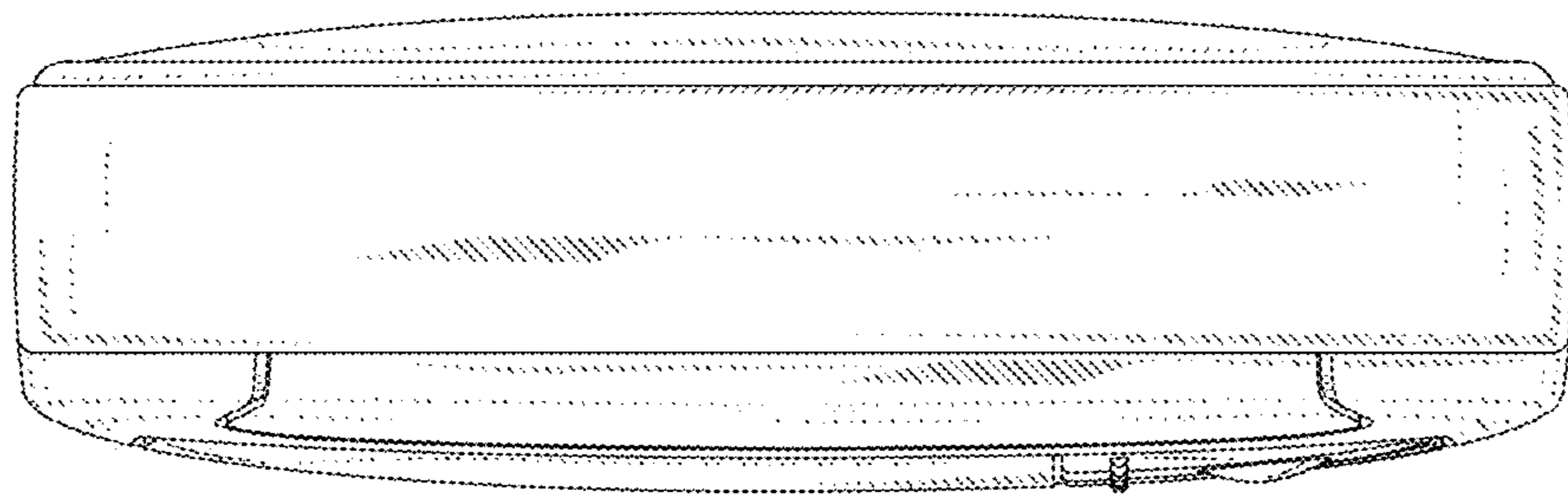


Fig. 6

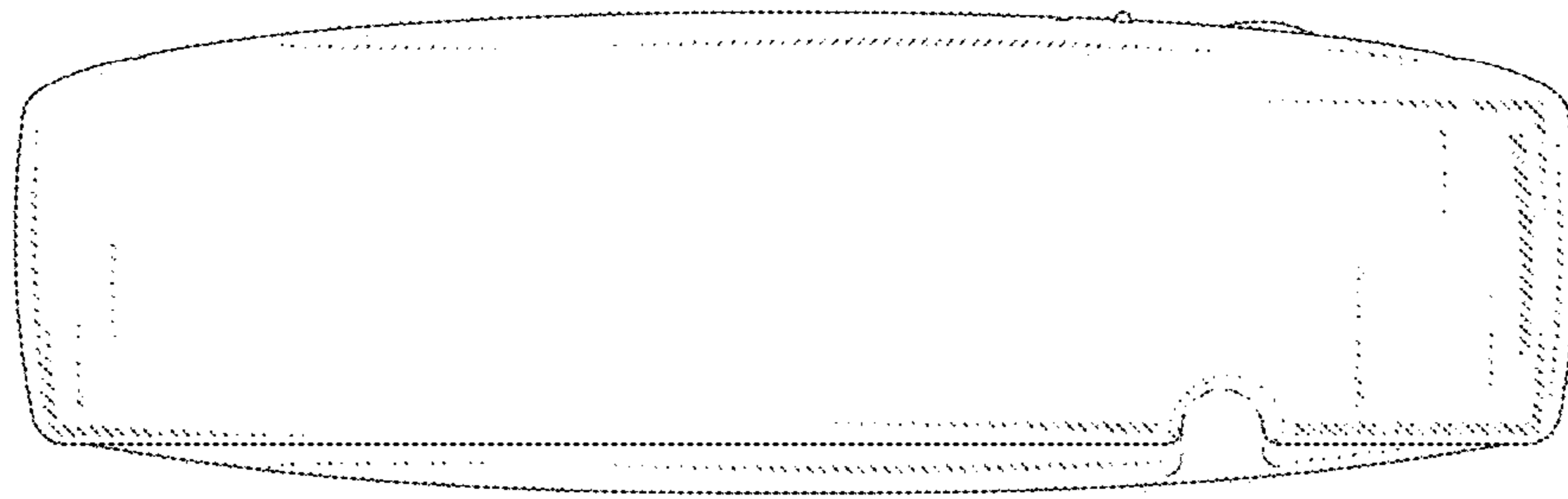


Fig. 7



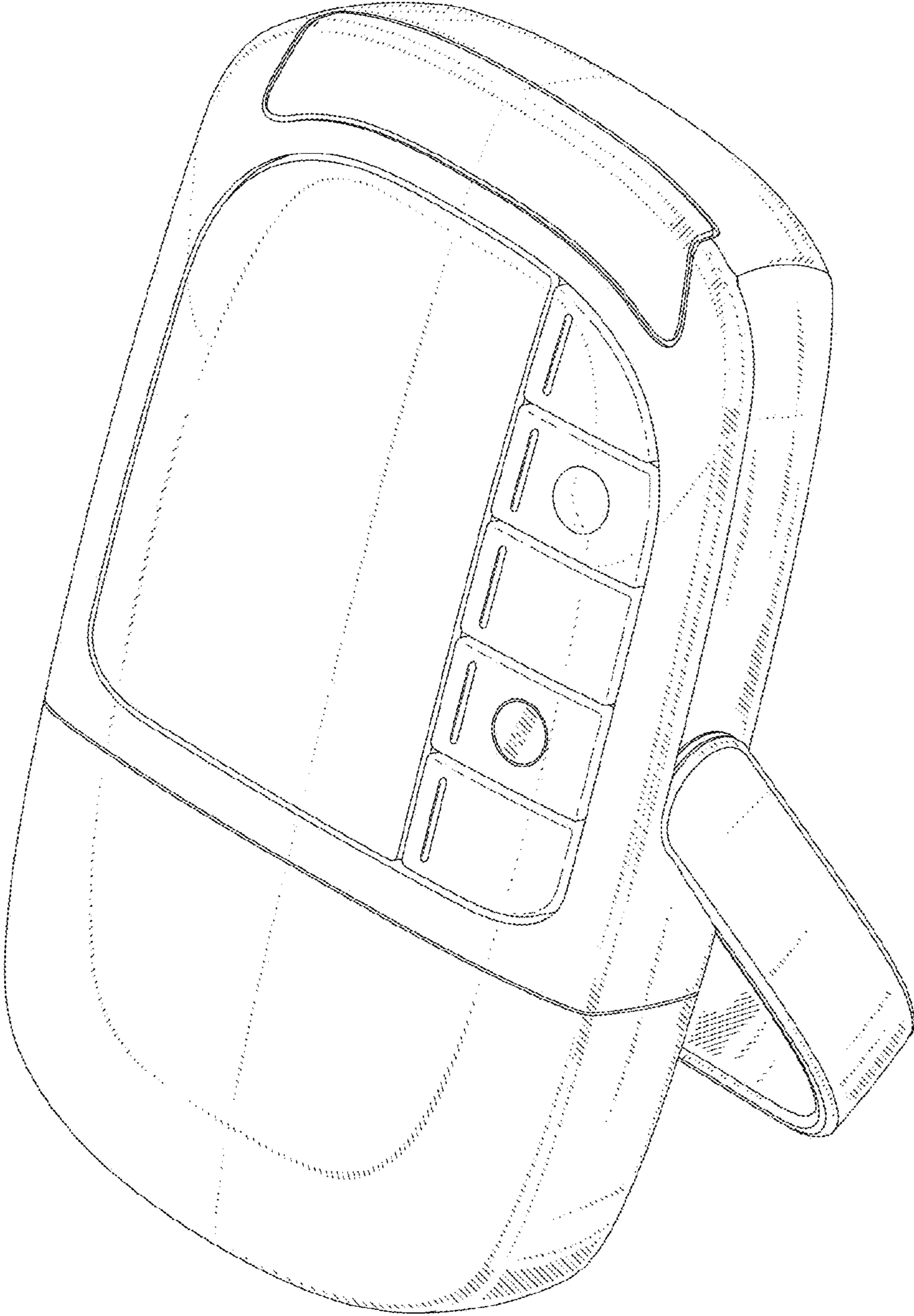


Fig. 8