



US00D753794S

(12) **United States Design Patent**
Starck

(10) **Patent No.:** **US D753,794 S**

(45) **Date of Patent:** **** Apr. 12, 2016**

(54) **HANSHOWER**

D633,174 S * 2/2011 Lee D23/213
D656,219 S * 3/2012 Su D23/223
D660,940 S * 5/2012 Flowers D23/213

(71) Applicant: **Hansgrohe SE**, Schiltach (DE)

(72) Inventor: **Philippe Starck**, Cascais (PT)

(73) Assignee: **Hansgrohe SE**, Schiltach (DE)

(**) Term: **14 Years**

(21) Appl. No.: **29/522,614**

(22) Filed: **Apr. 1, 2015**

(30) **Foreign Application Priority Data**

Oct. 9, 2014 (EM) 002554121-0003

(51) **LOC (10) Cl.** **23-01**

(52) **U.S. Cl.**

USPC **D23/223**

(58) **Field of Classification Search**

USPC D23/213, 223, 226, 229, 230; 239/526

CPC B05B 9/01; B05B 1/005; B05B 1/18

See application file for complete search history.

(56) **References Cited**

U.S. PATENT DOCUMENTS

D453,813 S * 2/2002 Gottwald D23/223

D529,986 S * 10/2006 Chan D23/213

D538,395 S 3/2007 Starck

D599,883 S * 9/2009 Tippens D23/223

FOREIGN PATENT DOCUMENTS

CN 302384562 4/2013

CN 302424598 5/2013

CN 302552698 8/2013

EM 001276323-0004 5/2011

EM 001364400-0038 3/2013

* cited by examiner

Primary Examiner — Robin V Webster

(74) *Attorney, Agent, or Firm* — Lora J. Graentzdoerffer

(57) **CLAIM**

The ornamental design for a handshower, as shown and described.

DESCRIPTION

FIG. 1 is a perspective view of a handshower showing my design;

FIG. 2 is a front elevation view;

FIG. 3 is a rear elevation view;

FIG. 4 is a right side elevation view;

FIG. 5 is a left side elevation view;

FIG. 6 is a top plan view; and,

FIG. 7 is a bottom plan view.

The broken lines in the drawings represent unclaimed portions of the handshower and form no part of the claimed design.

1 Claim, 7 Drawing Sheets

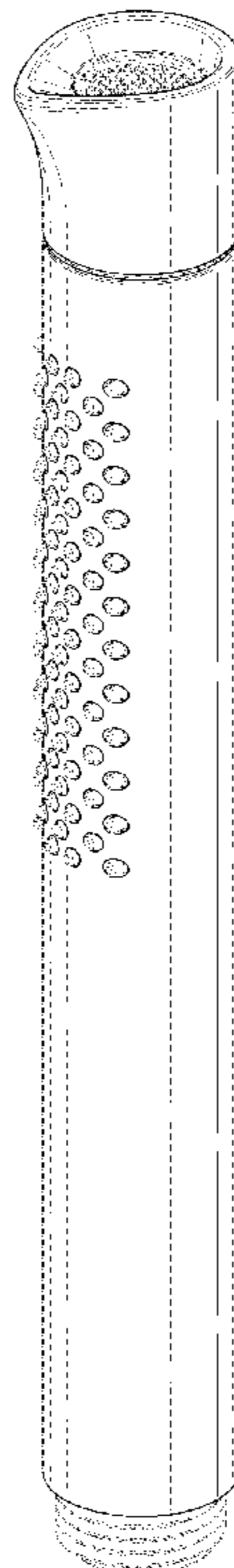


FIG. 1

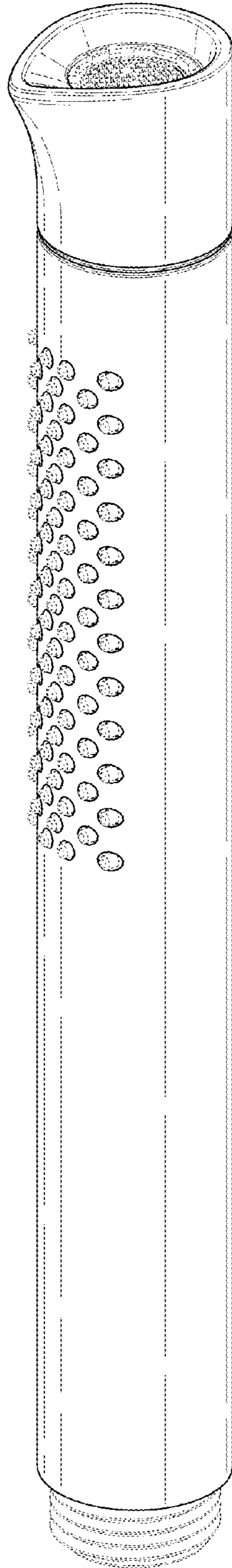


FIG. 2

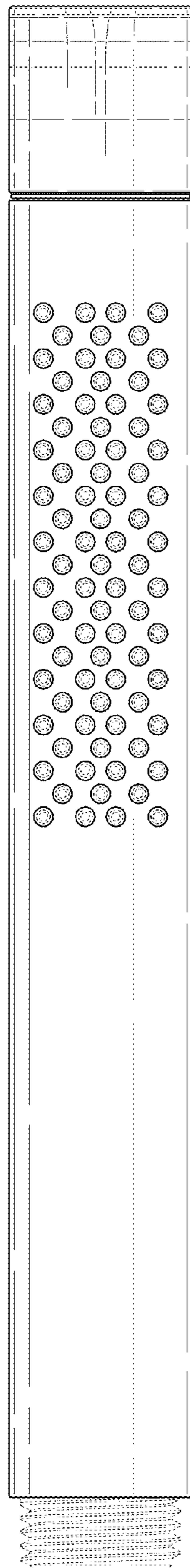


FIG. 3




FIG. 4

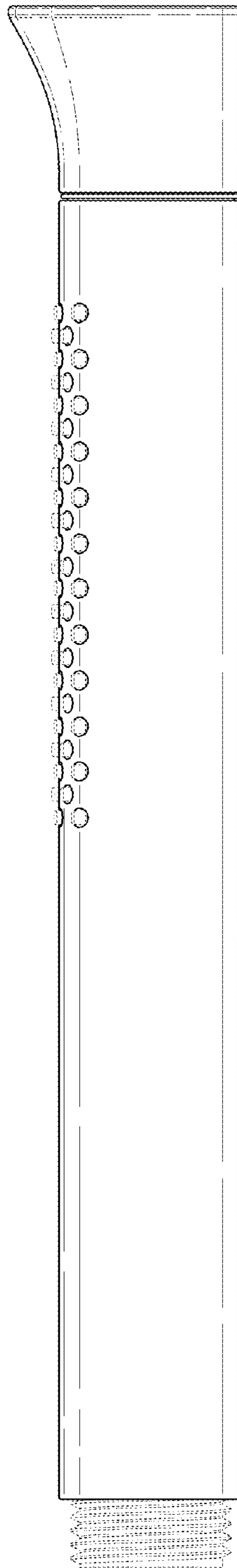


FIG. 5

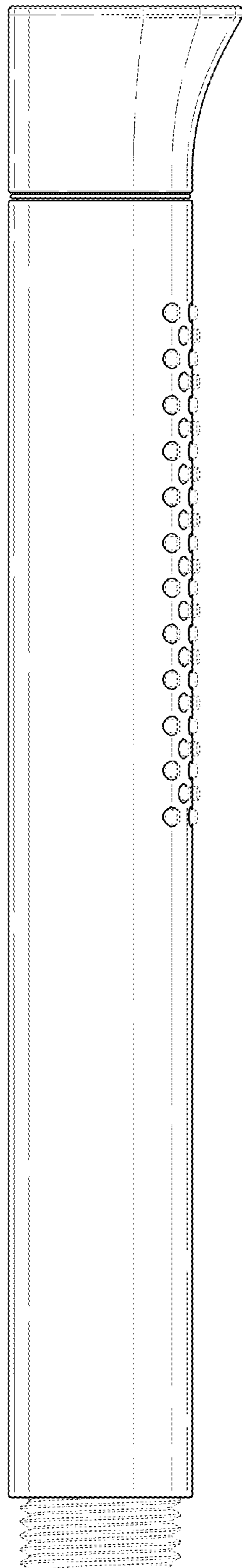


FIG. 6

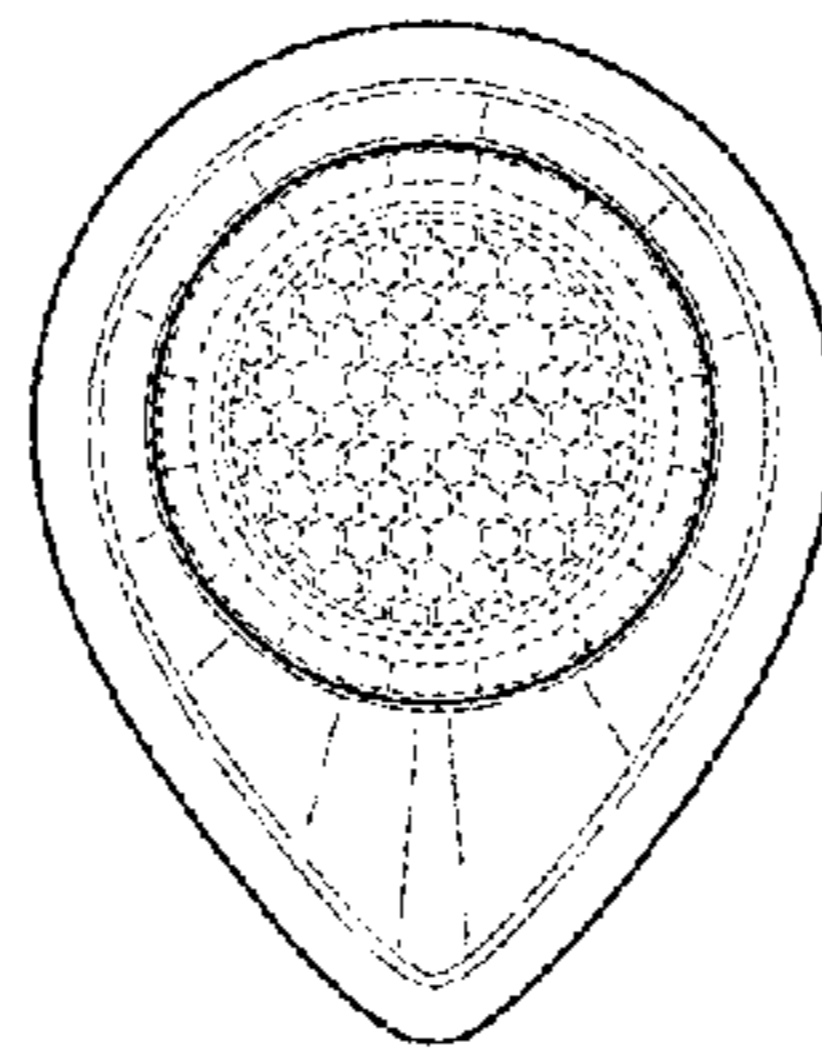


FIG. 7

