



US00D753786S

(12) **United States Design Patent**
Zdroik

(10) **Patent No.:** **US D753,786 S**

(45) **Date of Patent:** **** Apr. 12, 2016**

- (54) **ICE SKIMMER**
- (71) Applicant: **Deep Freeze, LLC**, Custer, WI (US)
- (72) Inventor: **Brad J. Zdroik**, Eagle River, WI (US)
- (73) Assignee: **Deep Freeze, LLC**, Eagle River, WI (US)
- (**) Term: **14 Years**
- (21) Appl. No.: **29/508,353**
- (22) Filed: **Nov. 5, 2014**
- (51) **LOC (10) Cl.** **22-05**
- (52) **U.S. Cl.**
USPC **D22/134**
- (58) **Field of Classification Search**
USPC D22/134, 149; 43/4-5; 248/513, 533;
294/2, 53.5, 179, 210; 210/470;
D7/692
CPC A01K 69/00; A01K 97/01; A01K 97/14
See application file for complete search history.

- 6,907,689 B2 * 6/2005 Pendzimas A01K 97/01
43/4
- 6,981,346 B1 * 1/2006 Wiezycki A01K 97/01
43/4
- 7,162,826 B1 * 1/2007 Zander A01K 97/14
43/4

OTHER PUBLICATIONS

One Shot Skimmer product page, printed from <http://www.deepfreezefishing.com/product/one-shot-skimmer/>, Jan. 20, 2016.

* cited by examiner

Primary Examiner — Catheri Oliver-Garcia

(74) *Attorney, Agent, or Firm* — Whyte Hirschboeck Dudek S.C.

(57) **CLAIM**

An ornamental design for an ice skimmer, as shown and described.

DESCRIPTION

FIG. 1 is a perspective view of an ice skimmer showing my new design;
 FIG. 2 is a top plan view thereof;
 FIG. 3 is a bottom plan view thereof;
 FIG. 4 is a front elevation view thereof;
 FIG. 5 is a left elevation view thereof;
 FIG. 6 is a rear view thereof;
 FIG. 7 is a right elevation view thereof; and,
 FIG. 8 is a perspective view of the ice skimmer of FIG. 1 in a collapsed configuration.

1 Claim, 5 Drawing Sheets

(56) **References Cited**

U.S. PATENT DOCUMENTS

- 3,722,940 A * 3/1973 Misjak A01K 97/01
294/210
- 3,747,253 A * 7/1973 Gangi A01K 97/14
294/2
- D293,066 S * 12/1987 Ferm D7/692
- 5,072,538 A * 12/1991 Hendricks A01J 97/01
210/470
- D460,993 S * 7/2002 Smith D22/134
- D484,564 S * 12/2003 Edevold D22/134

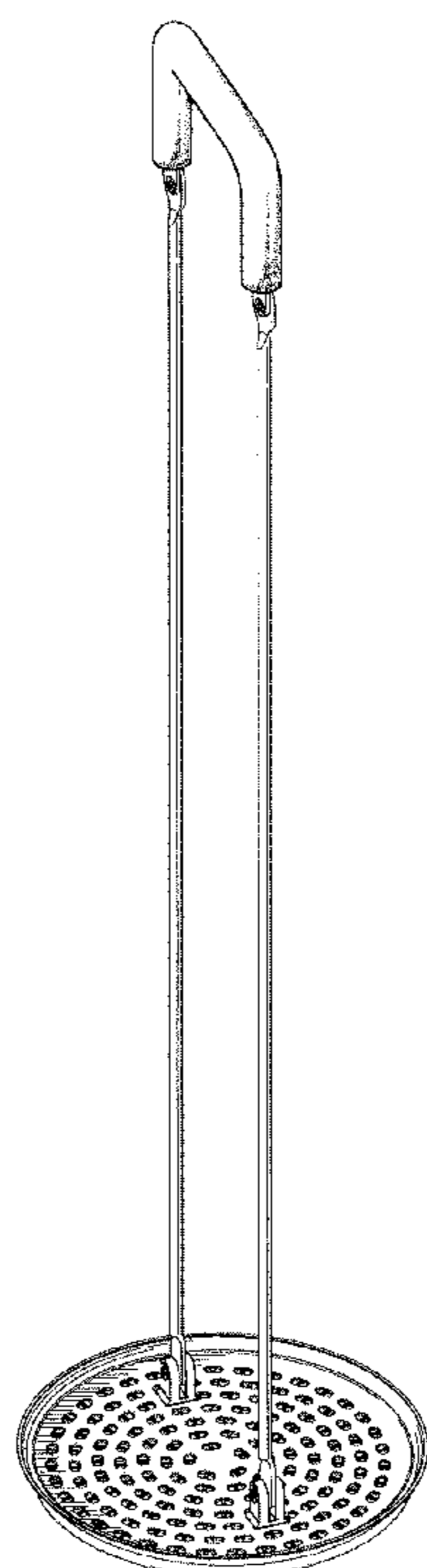


Fig. 1

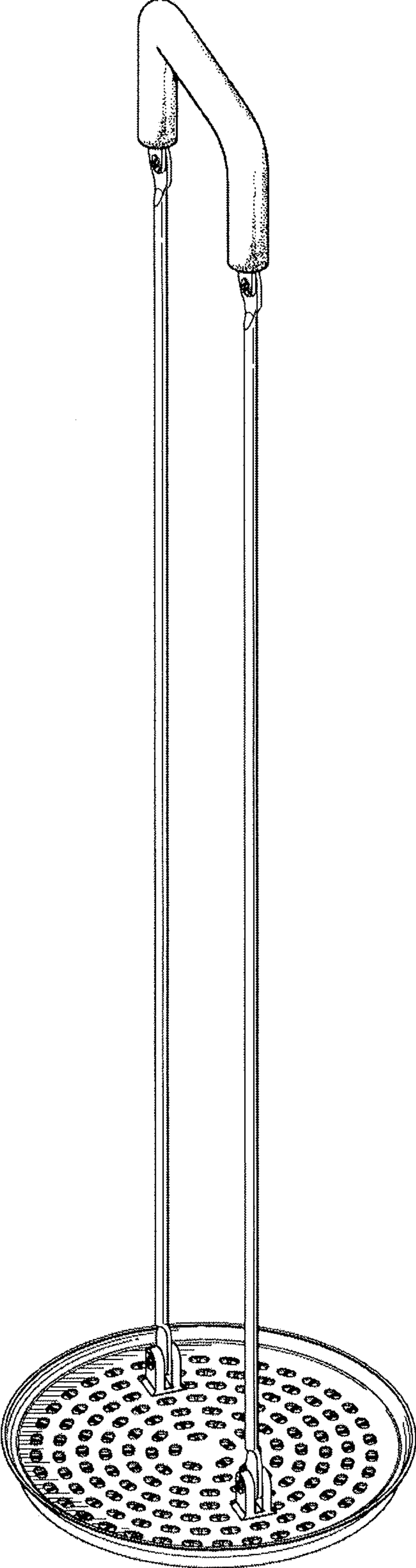


Fig. 2

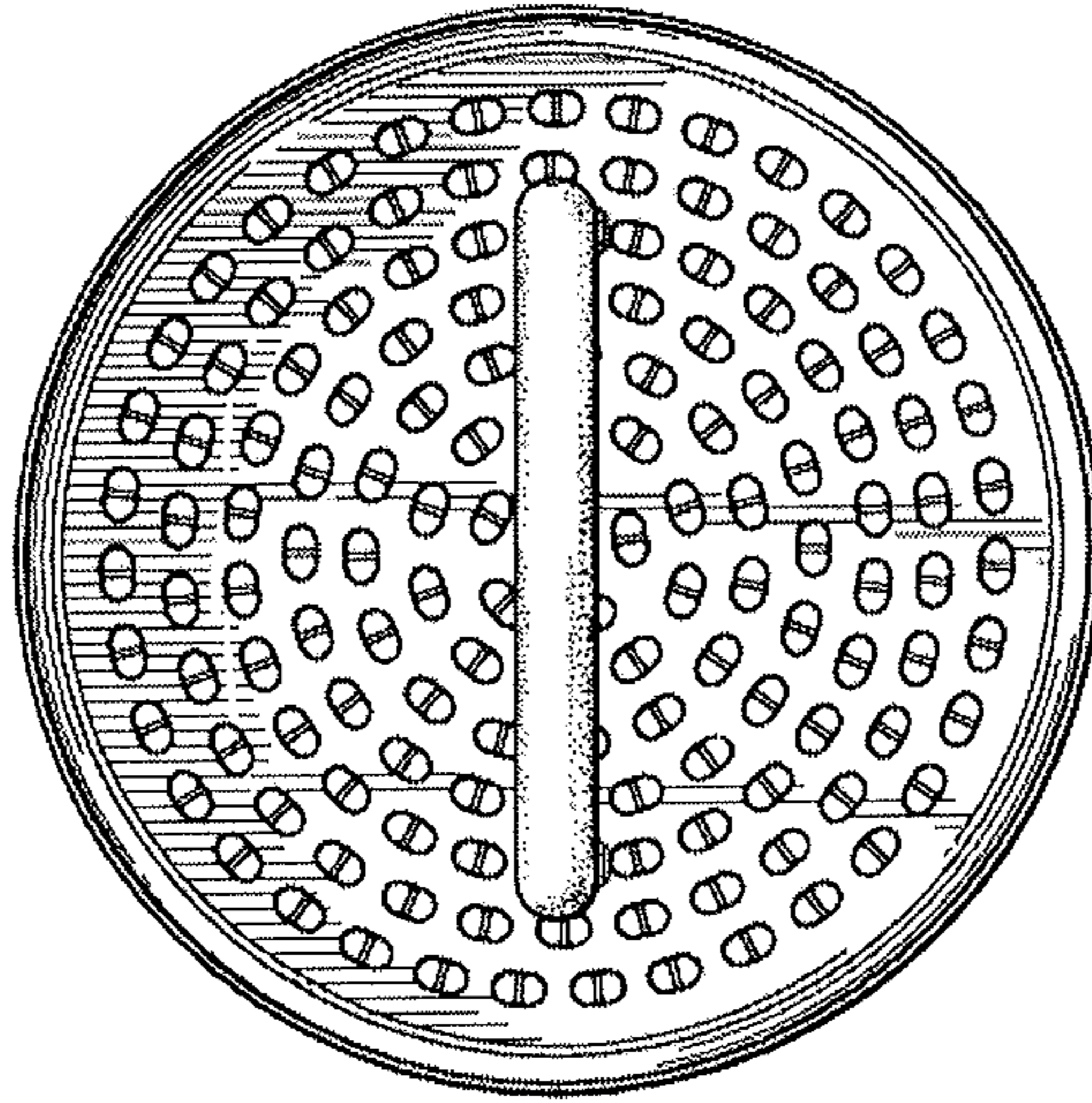


Fig. 3

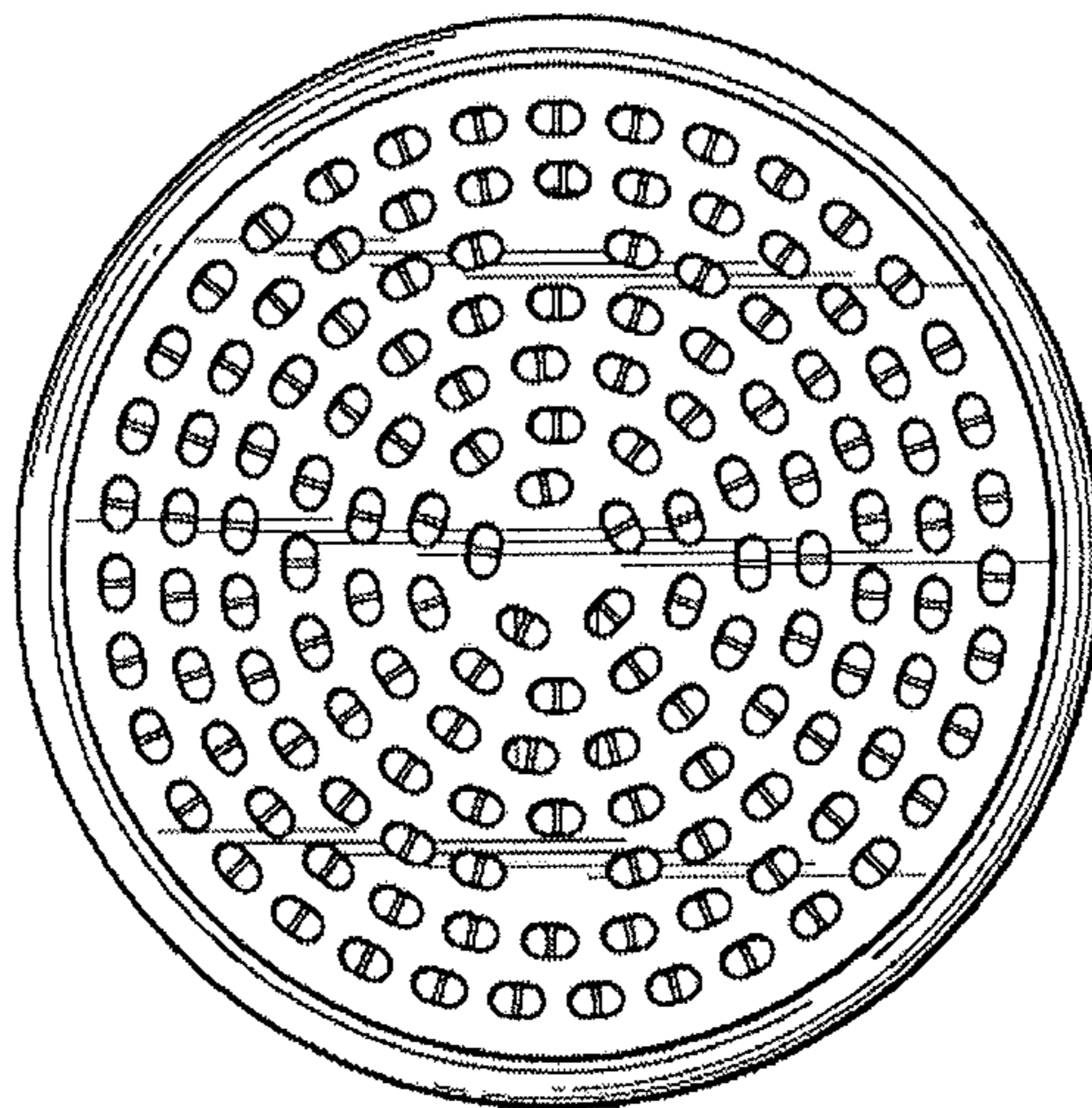


Fig. 4

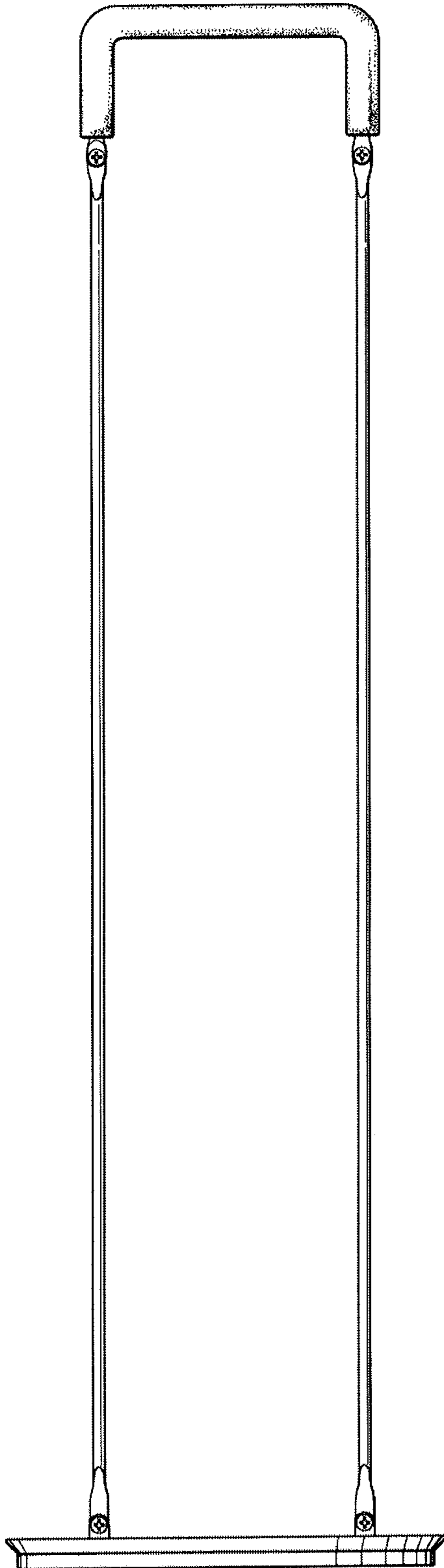


Fig. 5

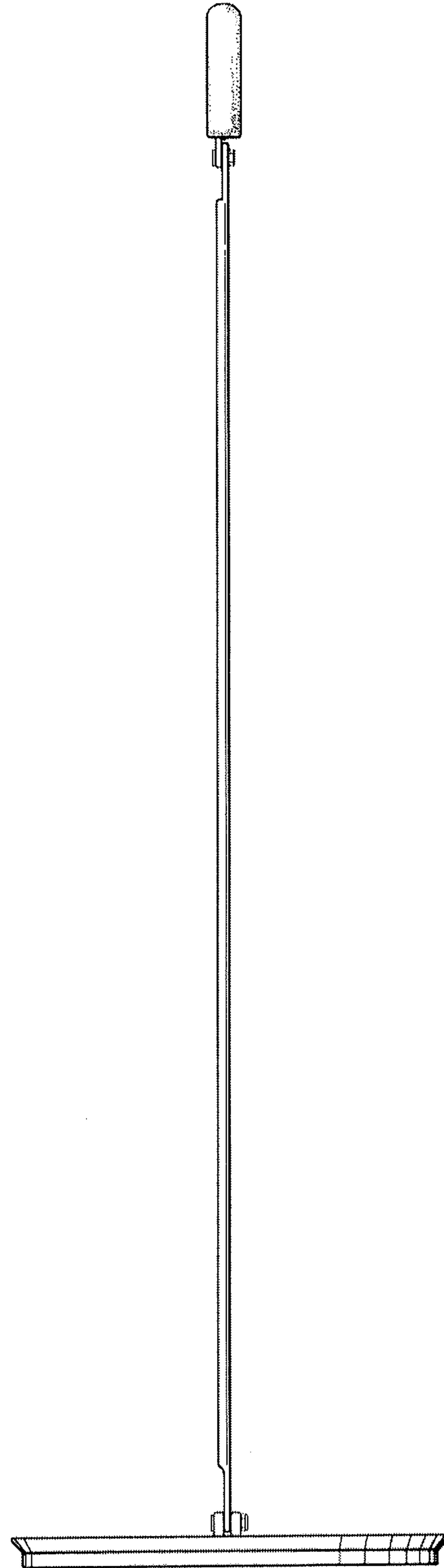


Fig. 6




Fig. 7

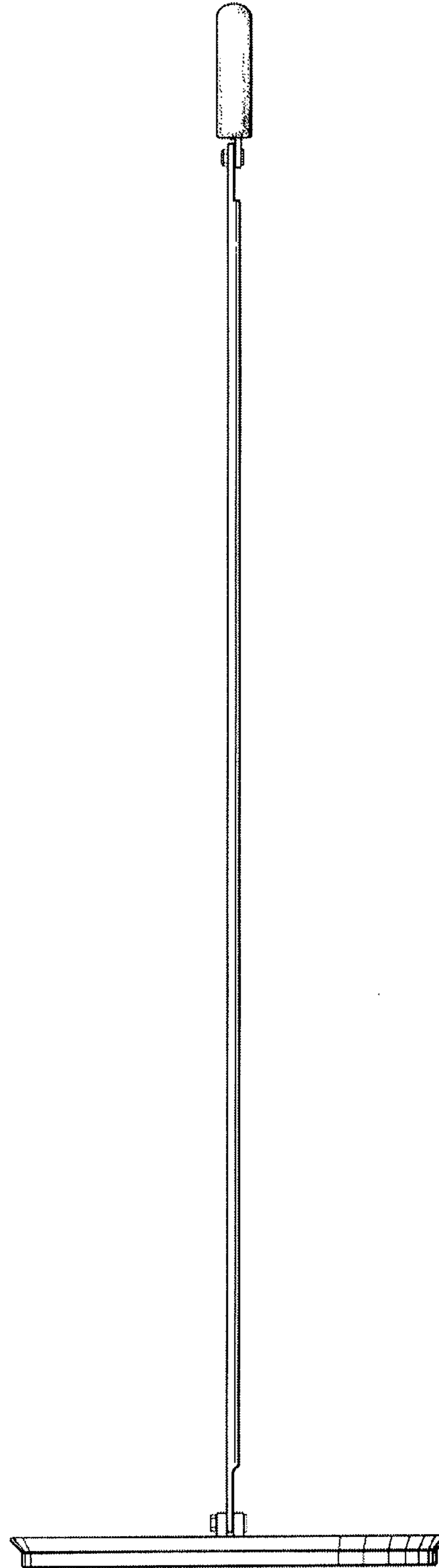


Fig. 8

