



US00D753779S

(12) **United States Design Patent**
Hinchman

(10) **Patent No.:** **US D753,779 S**
(45) **Date of Patent:** **** Apr. 12, 2016**

(54) **PUTTER**

(71) Applicant: **Herman R. Hinchman**, Indianapolis, IN
(US)

(72) Inventor: **Herman R. Hinchman**, Indianapolis, IN
(US)

(**) Term: **14 Years**

(21) Appl. No.: **29/517,537**

(22) Filed: **Feb. 13, 2015**

(51) **LOC (10) Cl.** **21-02**

(52) **U.S. Cl.**
USPC **D21/743**

(58) **Field of Classification Search**
USPC D21/736-746
CPC ... A63B 53/00; A63B 53/065; A63B 53/0487
See application file for complete search history.

(56) **References Cited**

U.S. PATENT DOCUMENTS

D342,112 S	*	12/1993	Diesterheft	D21/741
D356,846 S	*	3/1995	Murrill	D21/734
D496,417 S	*	9/2004	Tang	D21/738
D502,233 S	*	2/2005	Grace	D21/736

D502,234 S	*	2/2005	Grace	D21/736
D510,394 S	*	10/2005	Tang	D21/742
D513,776 S	*	1/2006	Grace	D21/736
7,048,639 B2	*	5/2006	Grace	A63B 53/0487 473/251
D587,325 S	*	2/2009	Solheim	D21/736
D669,145 S		10/2012	Roland		
D682,958 S		5/2013	Gishi		
D715,878 S		10/2014	Gishi		
D720,821 S		1/2015	Brandt		
2006/0094533 A1	*	5/2006	Warren	A63B 53/0487 473/337

* cited by examiner

Primary Examiner — Mitchell Siegel

(74) *Attorney, Agent, or Firm* — Frank D. Lachenmaier


(57) **CLAIM**

The ornamental design for a putter, as shown and described in the attached drawings.

DESCRIPTION

FIG. 1 is a top view of putter.
FIG. 2 is a right side view thereof.
FIG. 3 is a front view thereof.
FIG. 4 is a left side view thereof; and,
FIG. 5 is a perspective view thereof at an enlarged scale.
The broken line showing is included for the purpose of illustrating and forms no part of the claimed design.

1 Claim, 2 Drawing Sheets






FIG 1

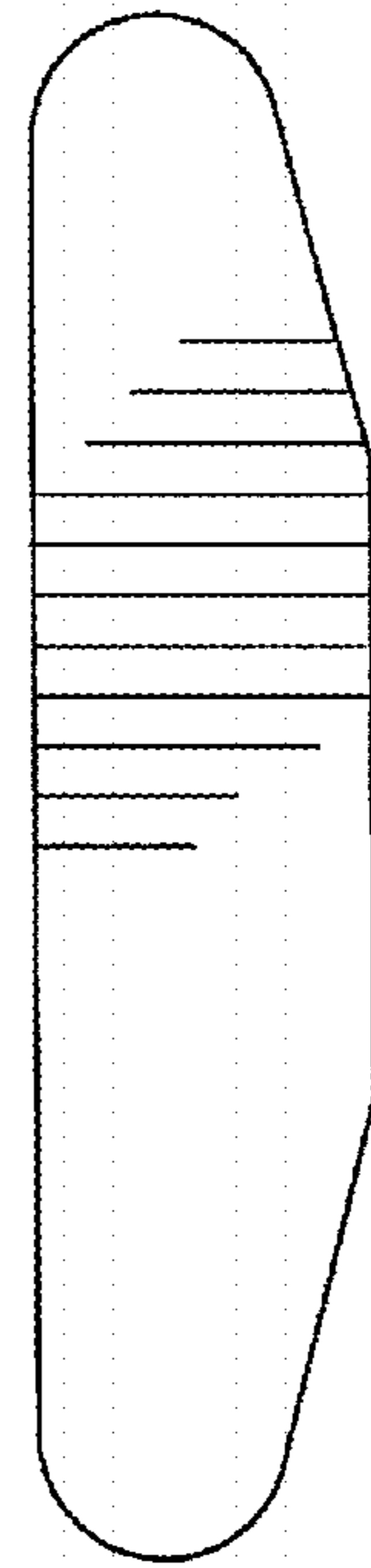


Fig. 2




Fig 3

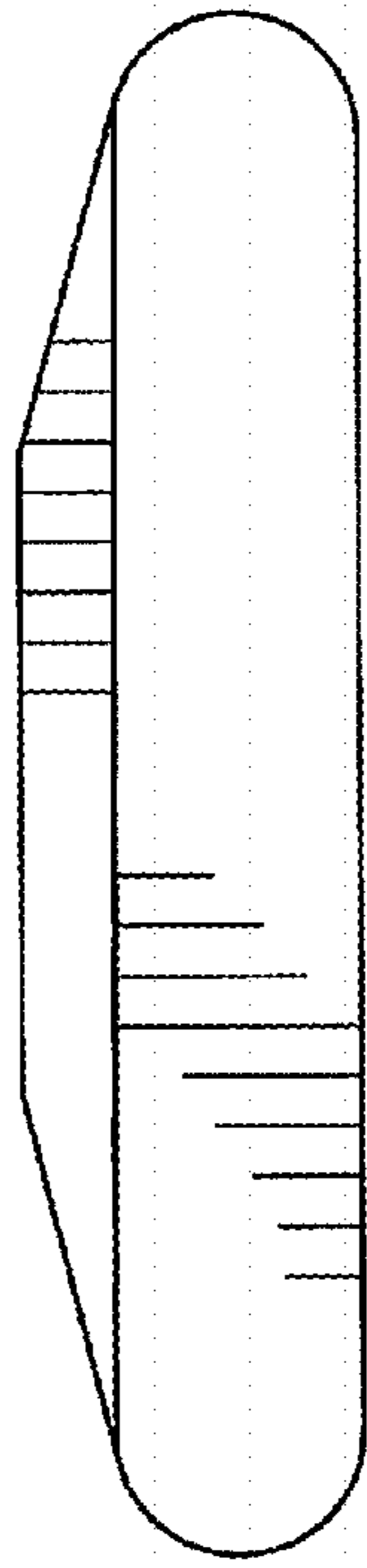


FIG. 4

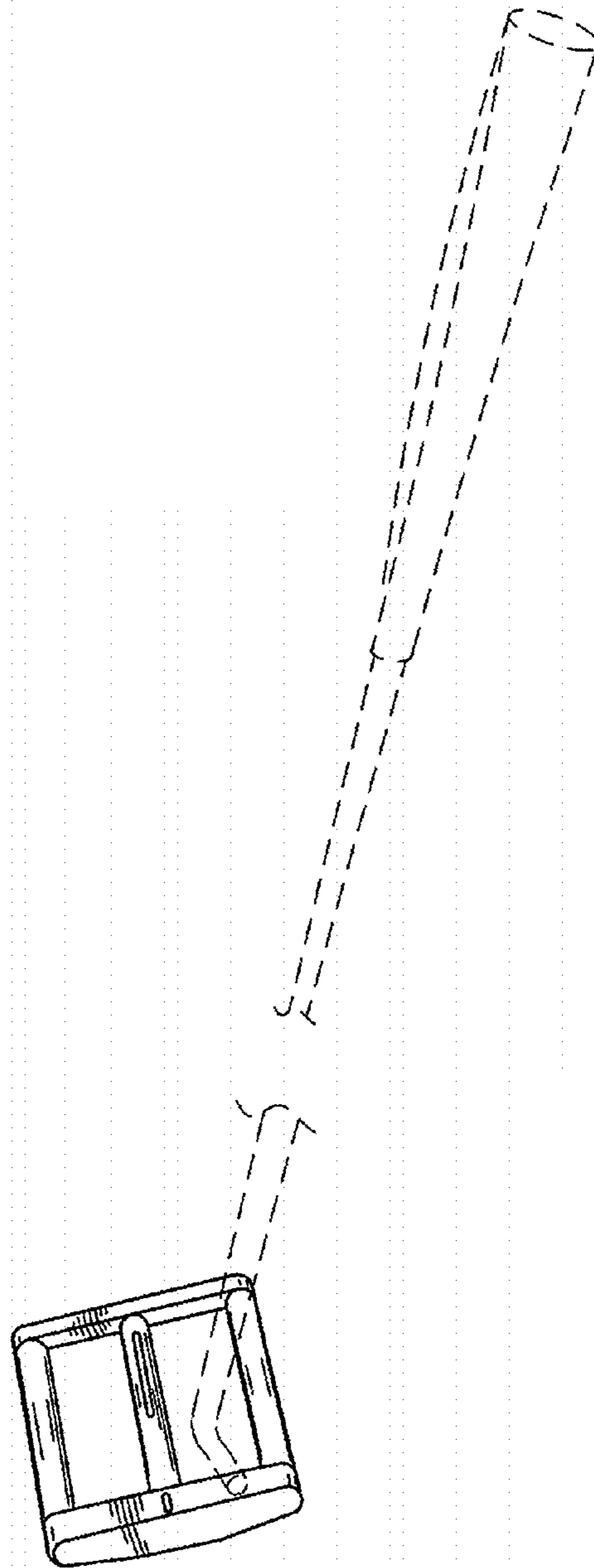


FIG. 5