



US00D753775S

(12) **United States Design Patent**
Majure Maysan

(10) **Patent No.:** **US D753,775 S**
(45) **Date of Patent:** **** Apr. 12, 2016**

(54) **TOY**

(71) Applicant: **IMC TOYS, S.A.**, Terrassa (ES)

(72) Inventor: **Julia Majure Maysan**, Barcelona (ES)

(73) Assignee: **IMC TOYS, S.A.**, Terrassa (ES)

(**) Term: **14 Years**

(21) Appl. No.: **29/497,052**

(22) Filed: **Jul. 21, 2014**

(30) **Foreign Application Priority Data**

Jan. 22, 2014 (EM) 002389163-0001

(51) **LOC (10) Cl.** **21-01**

(52) **U.S. Cl.**
USPC **D21/597**

(58) **Field of Classification Search**

USPC D6/598; D11/158; D21/576-585,
D21/587-588, 597-603; 446/368-369, 376,
446/487

CPC A63H 3/00; A63H 3/02; A63H 3/06;
A63H 3/14; A63H 3/28; A63H 33/00; A63H
33/003; A63H 33/004

See application file for complete search history.

(56) **References Cited**

U.S. PATENT DOCUMENTS

| | | | | | |
|----------|---|---|---------|-----------------------------------|---------|
| D280,190 | S | * | 8/1985 | Carbajales Santa-Eulalia | D11/158 |
| D296,572 | S | * | 7/1988 | Tong | D21/585 |
| D308,084 | S | * | 5/1990 | Smith | D21/599 |
| D364,660 | S | * | 11/1995 | Rahbek | D21/597 |
| D370,037 | S | * | 5/1996 | Berggreen | D21/597 |
| D403,239 | S | * | 12/1998 | Ying | D21/597 |
| D417,474 | S | * | 12/1999 | Yamazaki | D21/597 |
| D417,706 | S | * | 12/1999 | Yamazaki | D21/597 |
| D428,079 | S | * | 7/2000 | Yamazaki | D21/599 |
| D631,103 | S | * | 1/2011 | Cohen | D21/597 |
| D670,771 | S | * | 11/2012 | Lo | D21/597 |

OTHER PUBLICATIONS

Aurora Everyday 2008 Catalog. p. 19, "Dolphin" toy.*

* cited by examiner

Primary Examiner — Sandra Morris

(74) *Attorney, Agent, or Firm* — Rothwell, Figg, Ernst & Manbeck, P.C.


(57) **CLAIM**

The ornamental design for a toy, as shown and described.

DESCRIPTION

FIG. 1 shows a front elevation view of the toy;
FIG. 2 shows a rear elevation view thereof;
FIG. 3 shows a side elevation view thereof;
FIG. 4 shows a another side elevation view thereof;
FIG. 5 shows a top plan view thereof;
FIG. 6 shows a bottom plan view thereof; and,
FIG. 7 shows a perspective view thereof.

1 Claim, 7 Drawing Sheets






Fig. 1

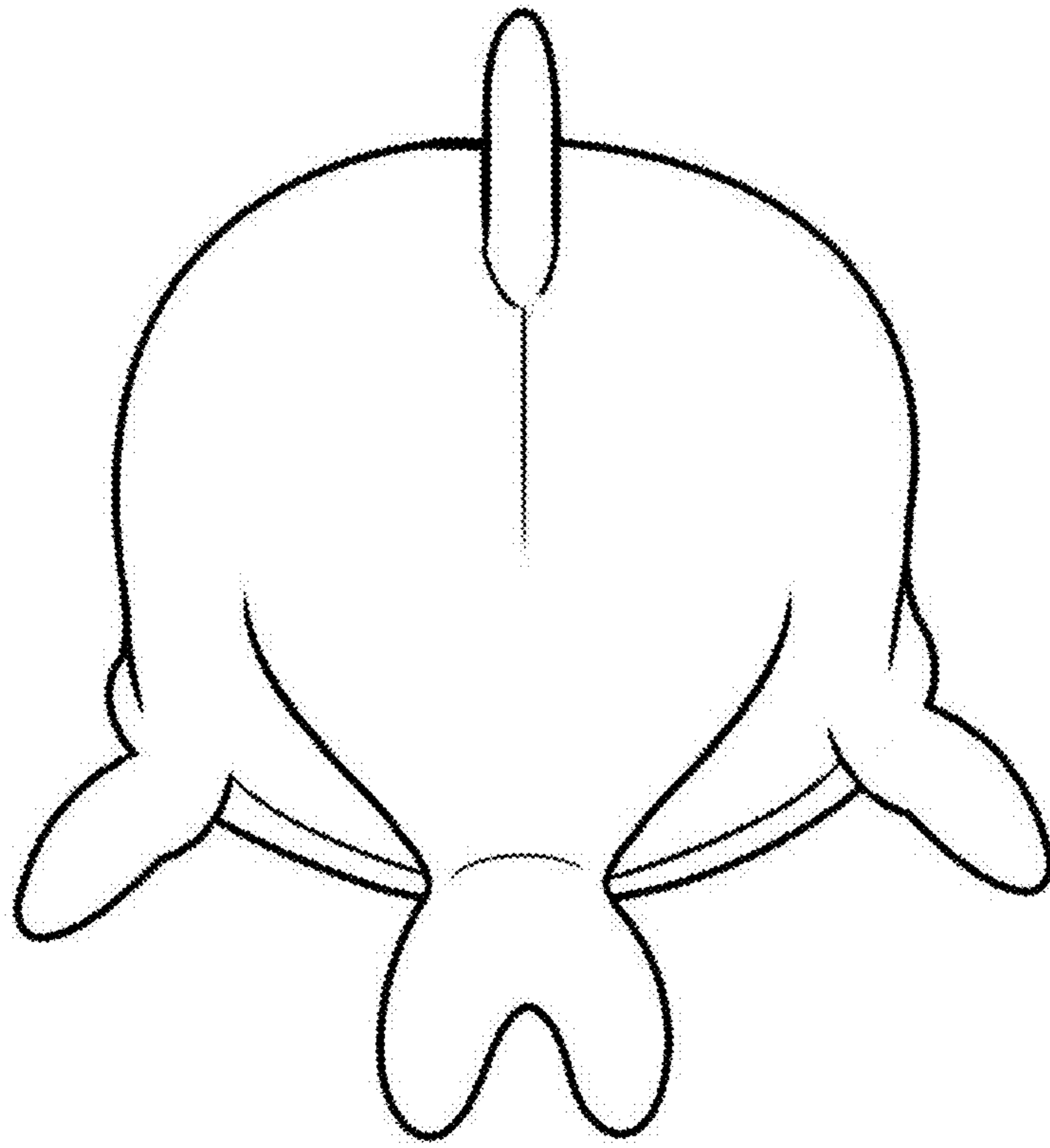


Fig. 2




Fig. 3




Fig. 4




Fig. 5




Fig. 6




Fig. 7