



US00D753768S

(12) **United States Design Patent**
Goodelman

(10) **Patent No.:** **US D753,768 S**
(45) **Date of Patent:** **** Apr. 12, 2016**

(54) **WRITING INSTRUMENT AND STYLUS**

(71) Applicant: **Liqui-Mark Corp.**, Hauppauge, NY
(US)

(72) Inventor: **Stuart Goodelman**, Westbury, NY (US)

(73) Assignee: **Liqui-Mark Corp.**, Hauppauge, NY
(US)

(**) Term: **14 Years**

(21) Appl. No.: **29/521,658**

(22) Filed: **Mar. 25, 2015**

(51) **LOC (10) Cl.** **19-06**

(52) **U.S. Cl.**
USPC **D19/171**

(58) **Field of Classification Search**
USPC D14/411; D19/115–204
CPC B43K 5/00; B43K 5/005; B43K 7/00;
B43K 7/10; B43K 7/12; B43K 8/04
See application file for complete search history.

(56) **References Cited**

U.S. PATENT DOCUMENTS

D395,448 S *	6/1998	Chevalier	D19/174
D418,163 S *	12/1999	Rosen	D19/171
D452,274 S *	12/2001	Keda	D19/174
D498,494 S *	11/2004	Conklin	D19/171
D540,866 S *	4/2007	Qiu	D19/174
D573,184 S *	7/2008	Vadenne	D19/174
D573,640 S *	7/2008	Qiu	D19/174
D591,352 S *	4/2009	Gerules	D19/174
D601,197 S *	9/2009	Zhang	D19/174

D628,645 S *	12/2010	Zhang	D19/174
D638,472 S *	5/2011	Hung	D19/117
D654,952 S *	2/2012	Laemle	D19/172
D665,025 S *	8/2012	Li	D19/172
D667,882 S *	9/2012	Uchiyama	D19/172
D672,393 S *	12/2012	Mao	D19/172
D708,263 S *	7/2014	Laemle	D19/179
D708,617 S *	7/2014	Nakata	D14/411
D708,671 S *	7/2014	Laemle	D19/174
9,108,456 B2 *	8/2015	Ito	B43K 7/02
D739,465 S *	9/2015	Boisdevesys	D19/192
2009/0290929 A1 *	11/2009	Rolion	B43K 24/084 401/109
2015/0184003 A1 *	7/2015	Li	B43K 7/12 401/109

* cited by examiner

Primary Examiner — Elizabeth Albert

(74) *Attorney, Agent, or Firm* — Levine Mandelbaum PLLC

(57) **CLAIM**

I claim the ornamental design for a writing instrument and stylus, as shown and described.

DESCRIPTION

FIG. 1 is a perspective view from the front, right side, and bottom of a writing instrument and stylus showing my new design.

FIG. 2 is front elevational view thereof.

FIG. 3 is rear elevational view thereof.

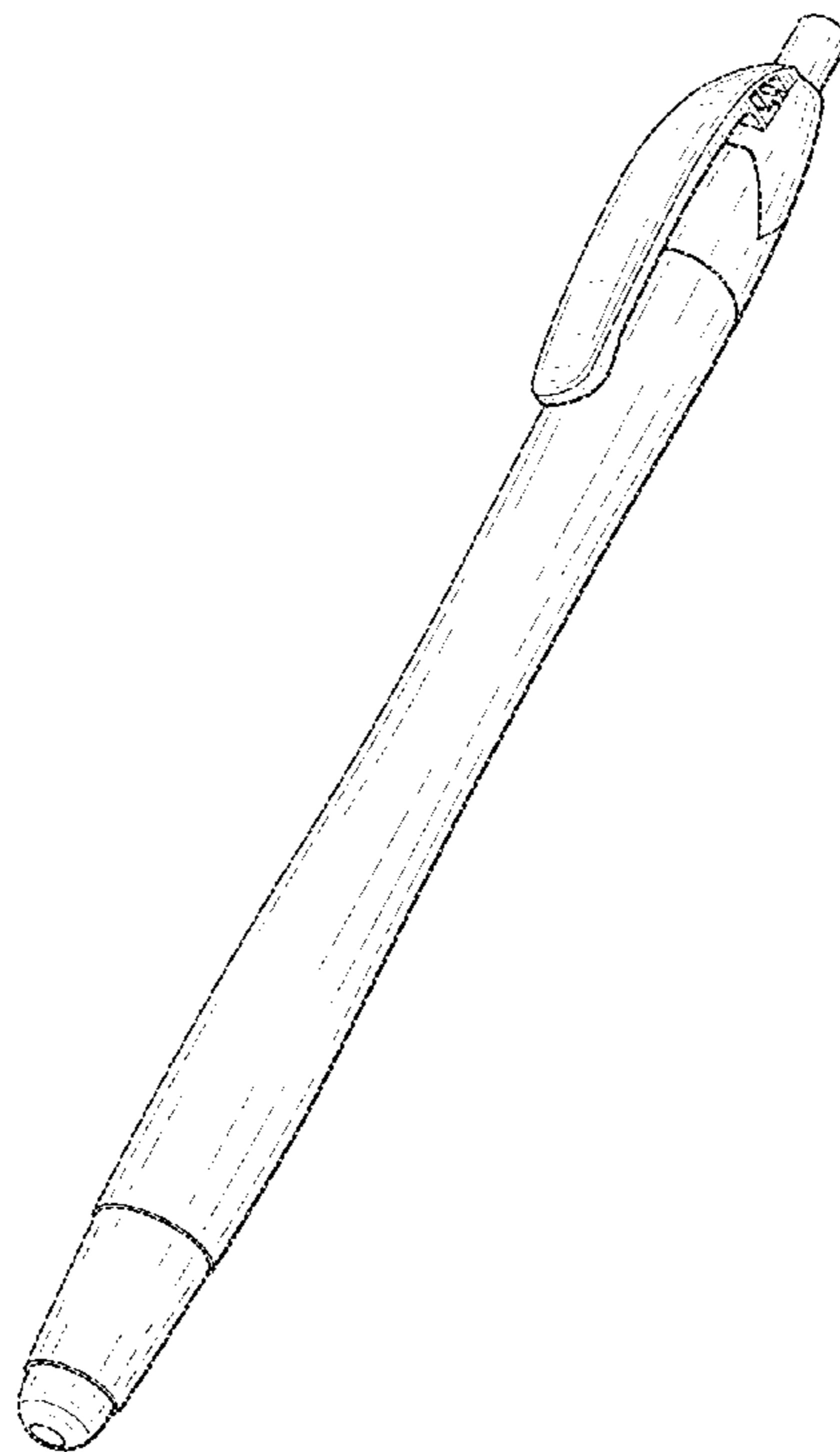
FIG. 4 is right side elevational view thereof.

FIG. 5 is left side elevational view thereof.

FIG. 6 is top plan view thereof; and,

FIG. 7 is bottom plan view thereof.

1 Claim, 6 Drawing Sheets



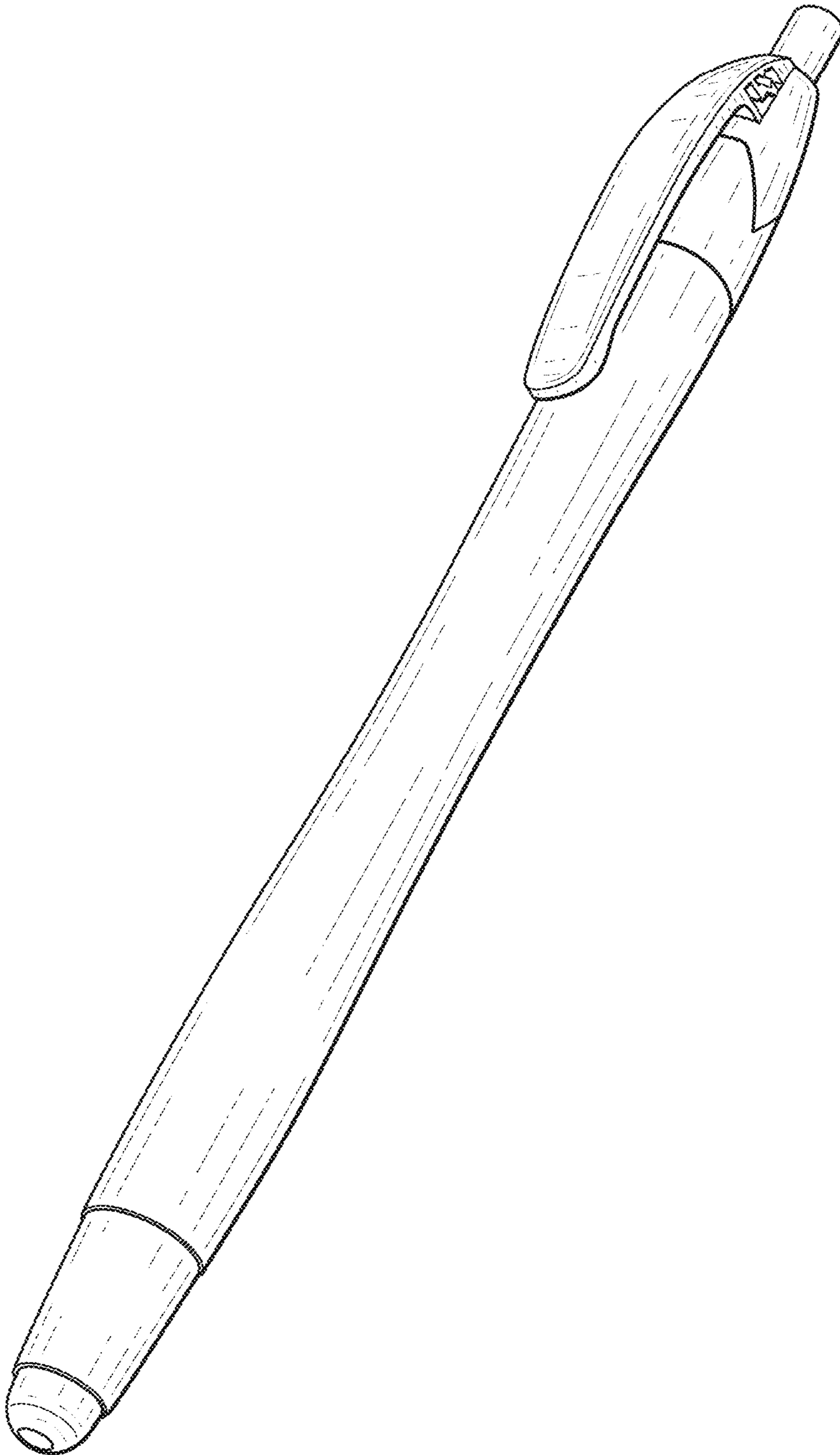


FIG. 1




FIG. 2

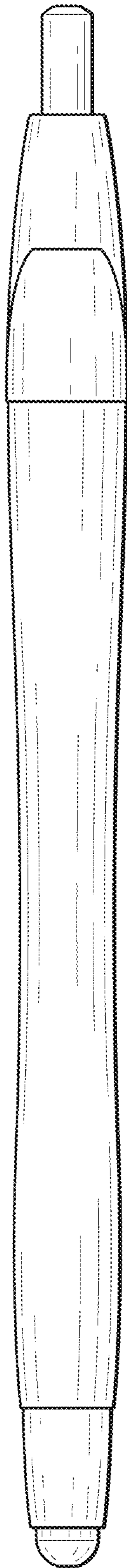


FIG. 3

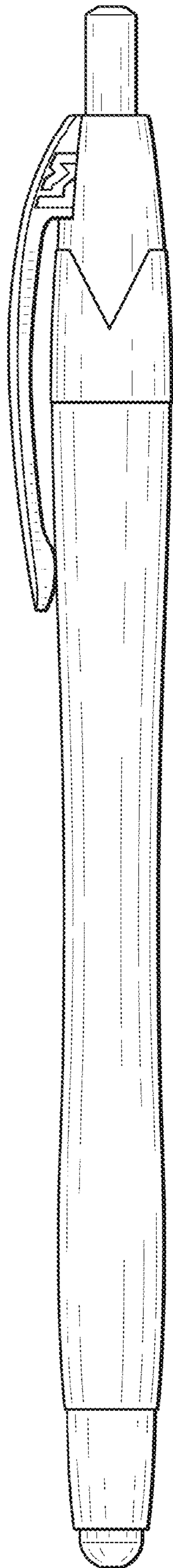


FIG. 4




FIG. 5

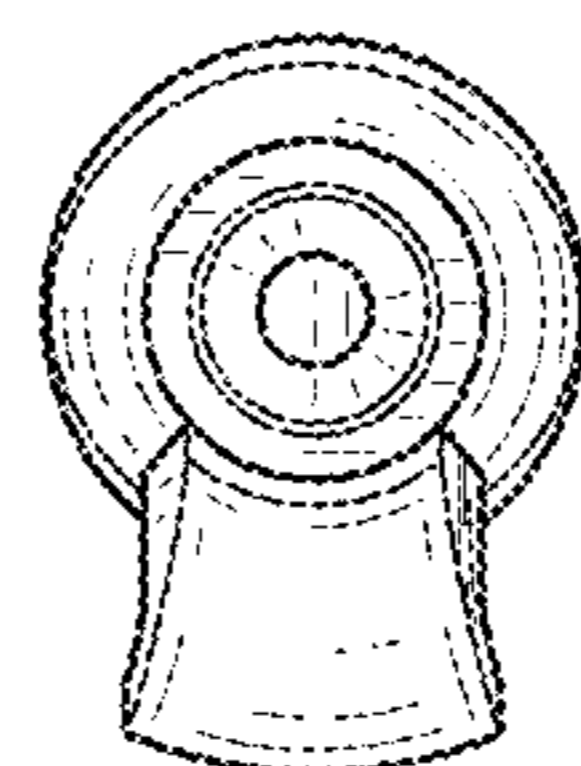


FIG. 6

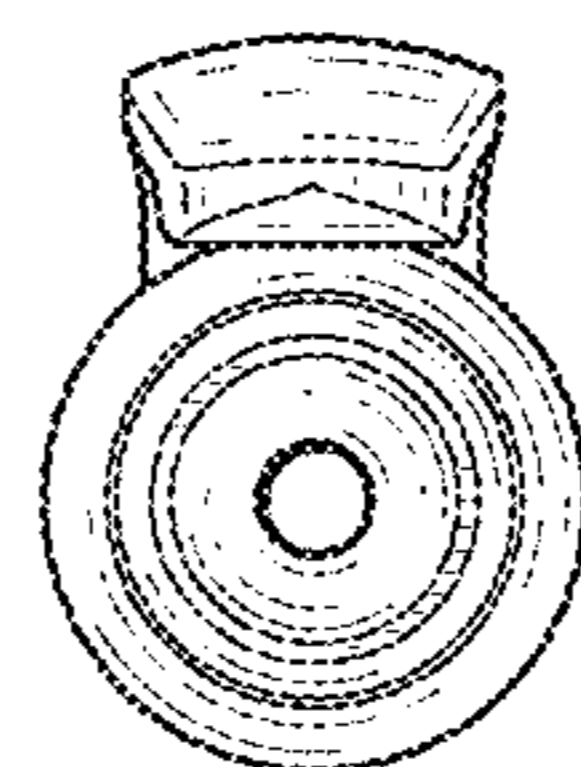


FIG. 7