



US00D753767S

(12) **United States Design Patent**
Blette

(10) **Patent No.:** **US D753,767 S**
(45) **Date of Patent:** **** Apr. 12, 2016**

(54) **INK CUP ARRAY**
(71) Applicant: **Russell E. Blette**, Hastings, MN (US)
(72) Inventor: **Russell E. Blette**, Hastings, MN (US)
(**) Term: **14 Years**
(21) Appl. No.: **29/519,155**
(22) Filed: **Mar. 3, 2015**
(51) **LOC (10) Cl.** **19-06**
(52) **U.S. Cl.**
USPC **D19/104**
(58) **Field of Classification Search**
USPC D3/203.3, 313; D6/682.2, 512; D7/701,
D7/707, 708; D9/757, 758; D19/102, 103,
D19/104, 105, 106, 107, 75, 86, 90, 91, 92;
D24/230
CPC .. B65D 21/0201; B65D 21/0204; B44D 3/12;
B44D 3/122; B44D 3/02
See application file for complete search history.

4,542,930 A * 9/1985 Adams B65F 1/1463
206/427
D325,975 S * 5/1992 Grade D19/83
5,366,893 A * 11/1994 Stevens B01L 3/50851
422/536
5,722,553 A 3/1998 Hovatter
6,019,225 A * 2/2000 Kalmakis B01L 9/543
206/443
6,325,206 B1 12/2001 Stonex
6,601,725 B2 8/2003 Lafond et al.
D588,880 S * 3/2009 Chou D7/701
D596,758 S * 7/2009 Constable D24/230
7,607,541 B2 10/2009 Girgis et al.
7,658,296 B2 2/2010 Van Handel et al.
7,870,951 B1 1/2011 Orsi
D632,651 S * 2/2011 Foreman D13/119
D637,733 S * 5/2011 Wei D24/226
D653,856 S * 2/2012 Lowe D3/313
D661,902 S * 6/2012 Italiano D3/313

(Continued)

Primary Examiner — Elizabeth Albert
(74) *Attorney, Agent, or Firm* — DuFault Law Firm, P.C.;
Dustin R. DuFault

(56) **References Cited**

U.S. PATENT DOCUMENTS

1,391,028 A 9/1921 Wertz
2,090,083 A 8/1937 Wallace
2,402,850 A 6/1946 Sillman et al.
2,633,656 A 9/1950 Di Gemma
2,711,605 A 6/1955 Dripps
2,718,722 A 9/1955 Barg
2,741,048 A 4/1956 Shelton
2,949,203 A 8/1960 Berg
2,992,501 A * 7/1961 Douglas B44D 3/14
211/73
3,023,884 A 3/1962 Schwartz
D207,684 S * 5/1967 Welch D19/75
3,388,807 A * 6/1968 Emmitt B01L 9/06
206/443
3,620,362 A 11/1971 Valdes
3,732,972 A 5/1973 Israel
3,804,030 A 4/1974 Israel
3,856,136 A 12/1974 Governale
4,046,250 A 9/1977 Amezcua
D272,699 S * 2/1984 Godfrey 211/74
4,495,289 A * 1/1985 Lyman C12M 23/38
422/504

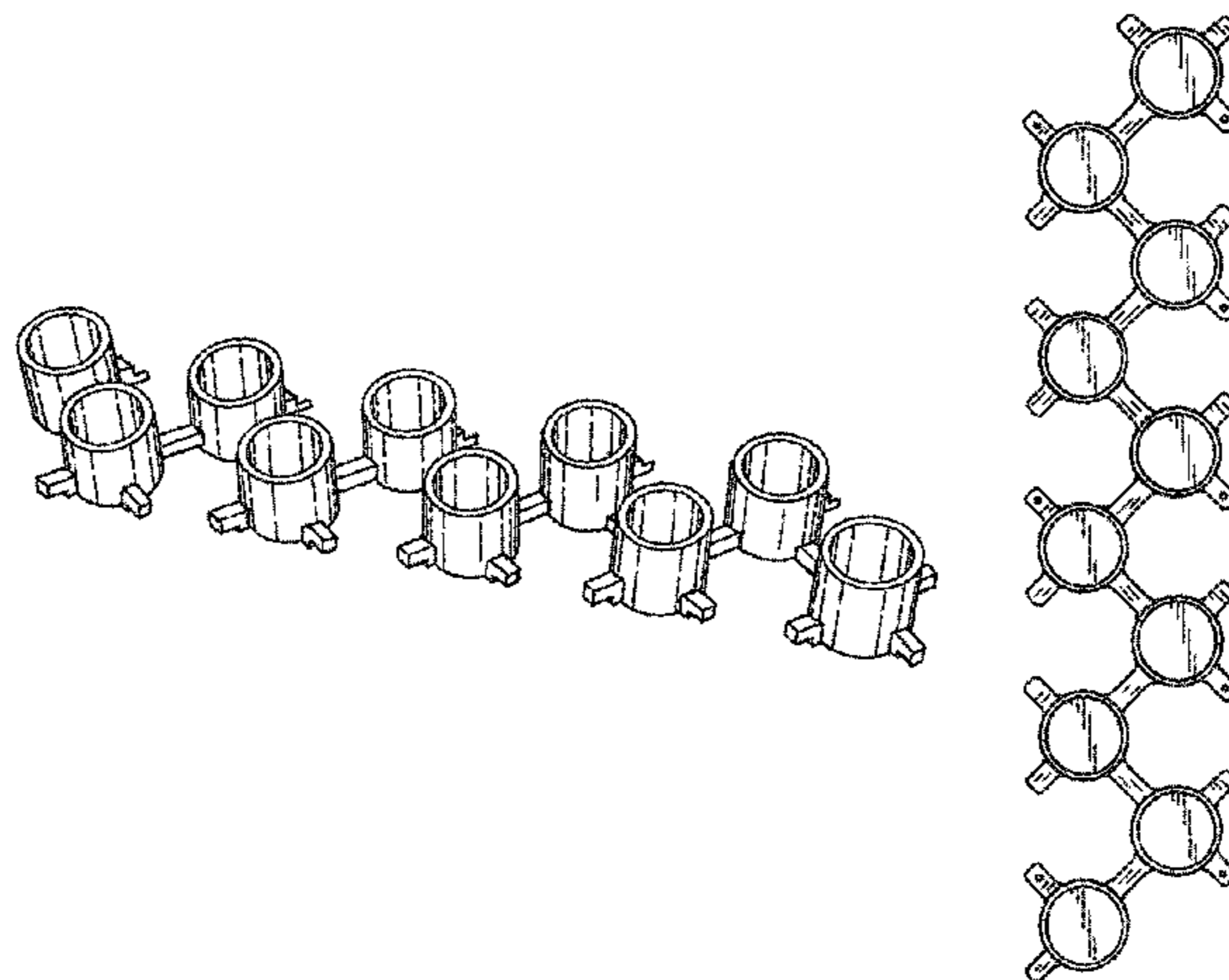
(57) **CLAIM**

I claim the ornamental design for an ink cup array, substantially as shown and described.

DESCRIPTION

FIG. 1 is a perspective view of an ink cup array in accordance with the present design.
FIG. 2 is a frontal view of the ink cup array in accordance with the present design.
FIG. 3 is a back view of the ink cup array in accordance with the present design.
FIG. 4 is a top view of the ink cup array in accordance with the present design.
FIG. 5 is a bottom view of the ink cup array in accordance with the present design.
FIG. 6 is a left-side view of the ink cup array in accordance with the present design; and,
FIG. 7 is a right-side view of the ink cup array in accordance with the present design.

1 Claim, 4 Drawing Sheets



US D753,767 S

Page 2

(56)

References Cited

U.S. PATENT DOCUMENTS

D697,380 S * 1/2014 Lesbirel D7/707
8,985,366 B2 * 3/2015 Barth B65D 21/0204
206/504

2013/0193030 A1* 8/2013 Kroupa B65D 21/0204
206/534
2014/0090992 A1 4/2014 Kim et al.
2015/0060308 A1* 3/2015 Abbott B44D 3/02
206/1.8

* cited by examiner

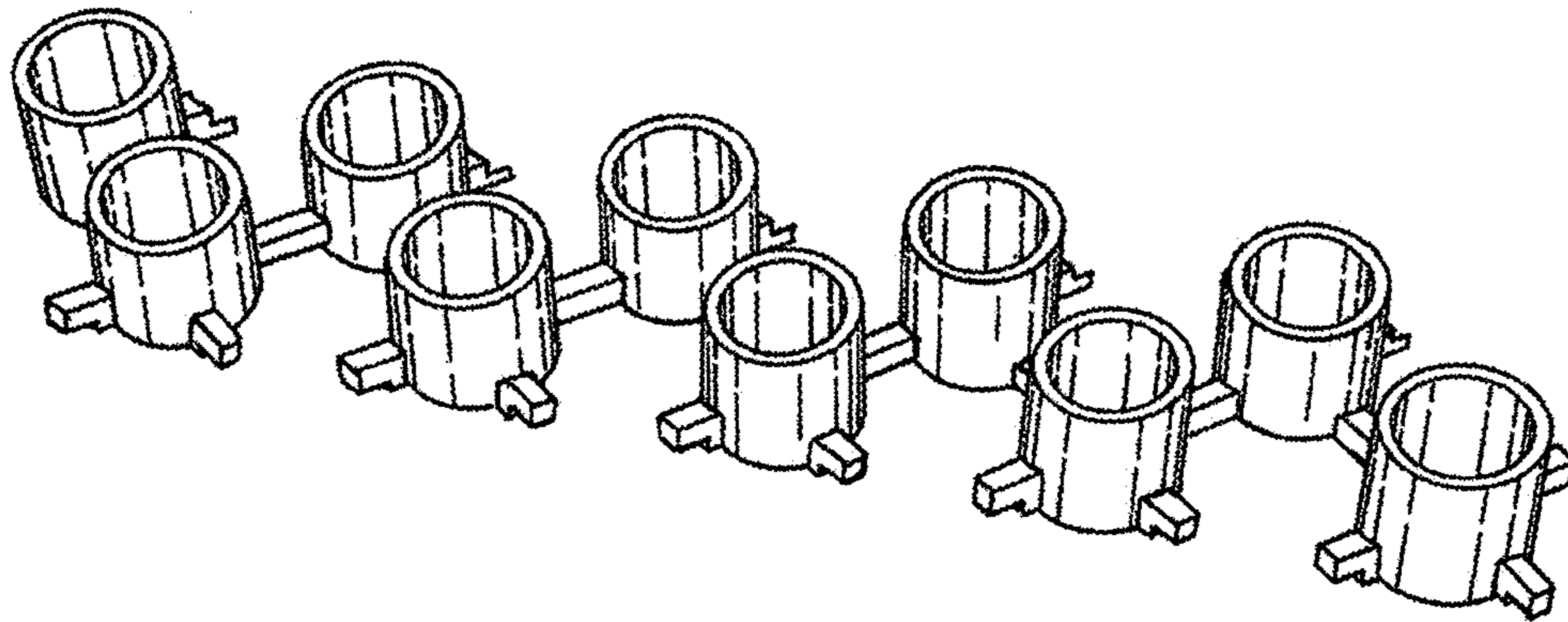


FIG.1

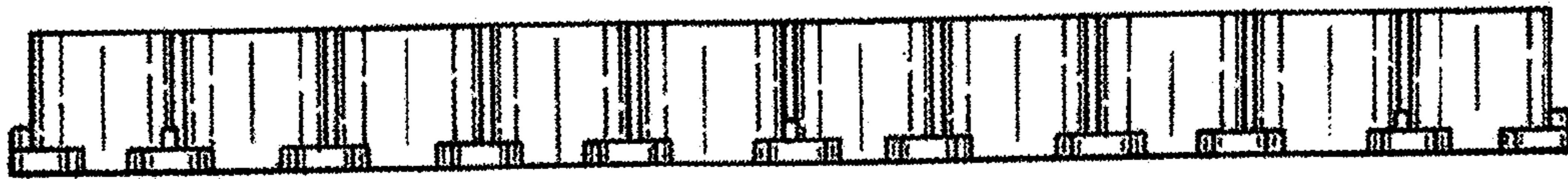


FIG. 2

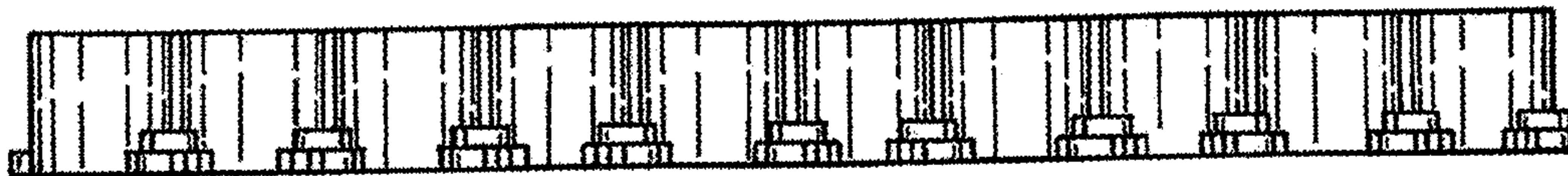


FIG. 3

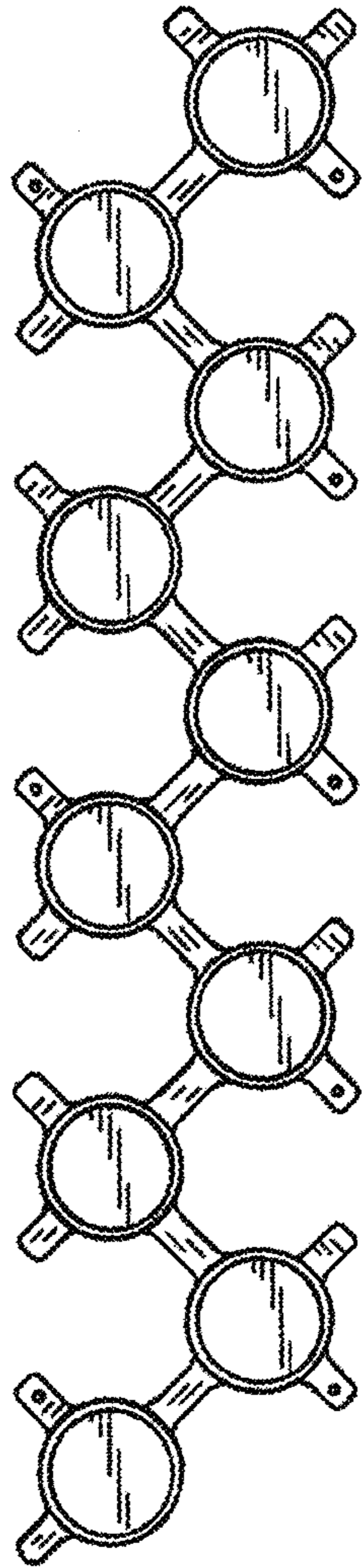


FIG. 4

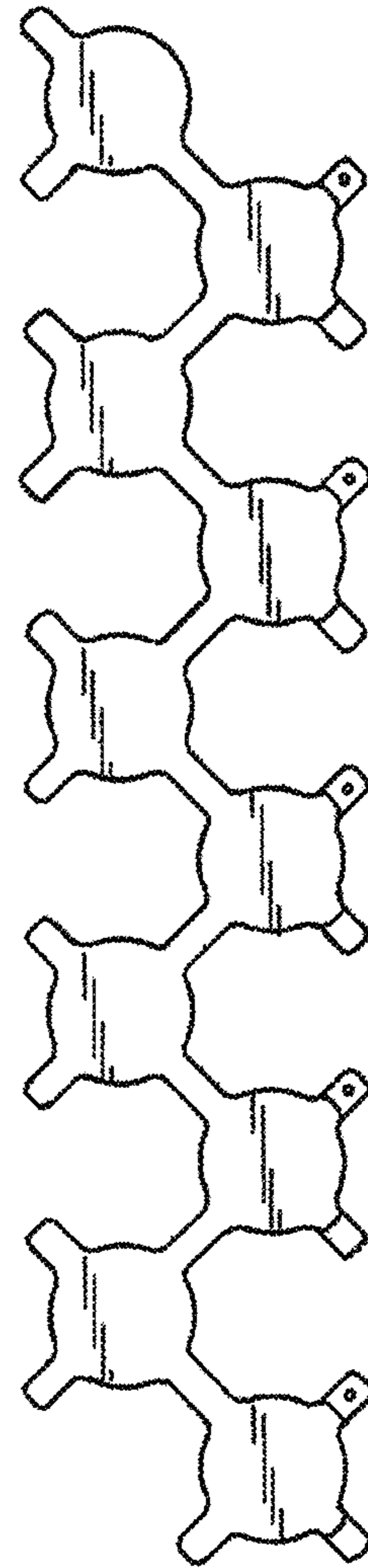


FIG. 5



FIG.6

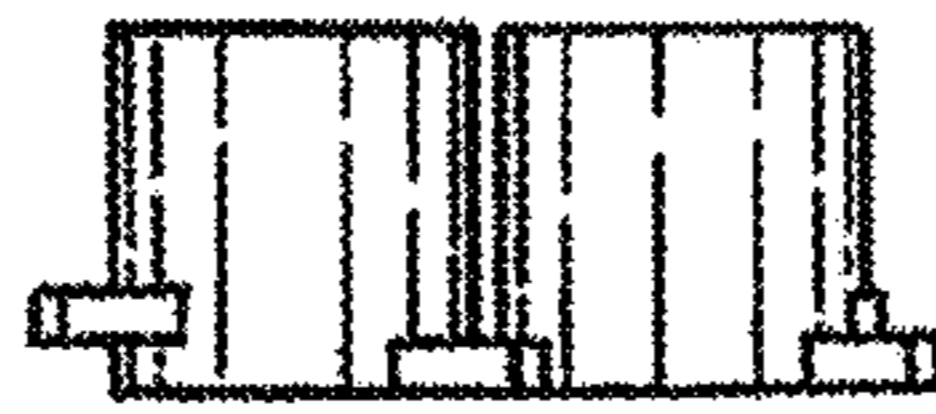


FIG.7