



US00D753764S

(12) **United States Design Patent**  
**Chuang**

(10) **Patent No.:** **US D753,764 S**  
(45) **Date of Patent:** **\*\* Apr. 12, 2016**

(54) **CLIPBOARD**

(71) Applicant: **Chih-Wei Chuang**, Bridgewater, NJ  
(US)

(72) Inventor: **Chih-Wei Chuang**, Bridgewater, NJ  
(US)

(73) Assignee: **Officemate International Corp.**,  
Edison, NJ (US)

(\*\*) Term: **14 Years**

(21) Appl. No.: **29/474,166**

(22) Filed: **Jun. 24, 2014**

(51) **LOC (10) Cl.** ..... **19-02**

(52) **U.S. Cl.**  
USPC ..... **D19/88**

(58) **Field of Classification Search**  
USPC ..... D19/86, 87, 88, 89, 90, 91, 92; D8/349,  
D8/354, 394, 395  
CPC ..... B42F 9/001; B42F 9/002; B42F 9/004;  
B43L 3/005; B43L 5/02; B42D 5/005; B42D  
5/006; B42D 5/007; B42D 5/008  
See application file for complete search history.

(56) **References Cited**

**U.S. PATENT DOCUMENTS**

- 2,489,553 A \* 11/1949 Wofford ..... A47B 23/043  
190/1
- 4,442,780 A \* 4/1984 Child ..... F41H 5/08  
109/29
- D284,976 S \* 8/1986 Hung ..... D18/2
- D296,220 S \* 6/1988 Hung ..... D18/2

- D379,477 S \* 5/1997 Shamoan ..... D19/78
- D398,650 S \* 9/1998 Shamoan ..... D19/65
- D474,599 S \* 5/2003 Shamoan ..... D3/282
- D475,748 S \* 6/2003 Shamoan ..... D19/78
- D492,358 S \* 6/2004 Chen ..... D19/65
- D495,746 S \* 9/2004 Chen ..... D19/65
- D528,297 S \* 9/2006 Feldmann ..... D3/273
- D580,990 S \* 11/2008 Chang ..... D19/88
- 7,445,246 B1 \* 11/2008 Wagschal ..... B42F 9/001  
24/67 R
- D636,818 S \* 4/2011 Leung ..... D19/88
- D697,553 S \* 1/2014 Lee ..... D19/113

\* cited by examiner

*Primary Examiner* — Elizabeth Albert

(74) *Attorney, Agent, or Firm* — Daniel Kirshner

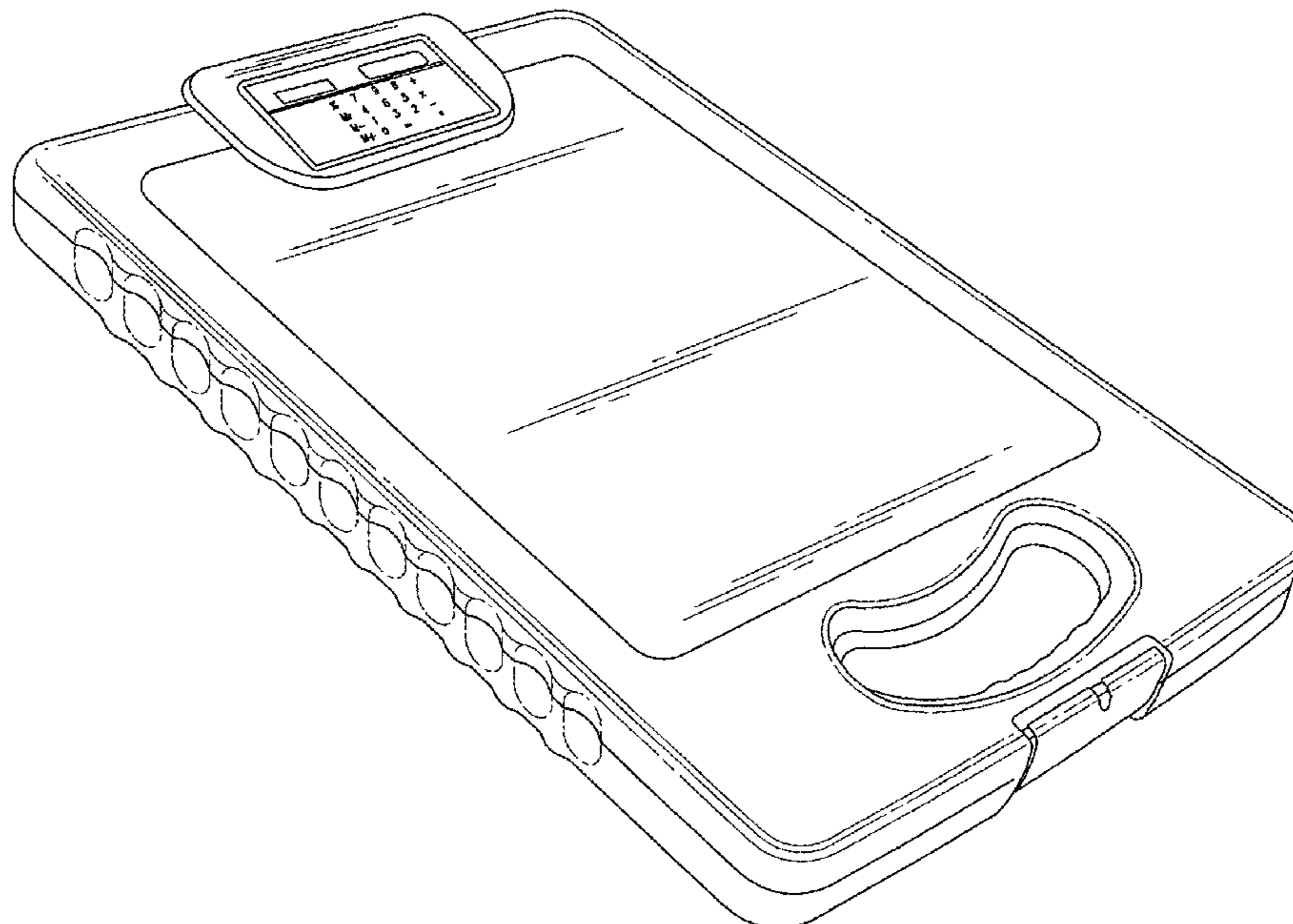
(57) **CLAIM**

The ornamental design for a clipboard, as shown and described.

**DESCRIPTION**

FIG. 1 is a side perspective view of a clipboard showing the new design;  
 FIG. 2 is top view thereof;  
 FIG. 3 is a bottom view thereof;  
 FIG. 4 is a right side view thereof;  
 FIG. 5 is a left side view thereof;  
 FIG. 6 is a front view thereof;  
 FIG. 7 is a back view thereof; and,  
 FIG. 8 is a side perspective view thereof with clipboard in open condition.  
 The broken lines shown in the drawings are included to show portions of the clipboard that form no part of the claimed design.

**1 Claim, 8 Drawing Sheets**



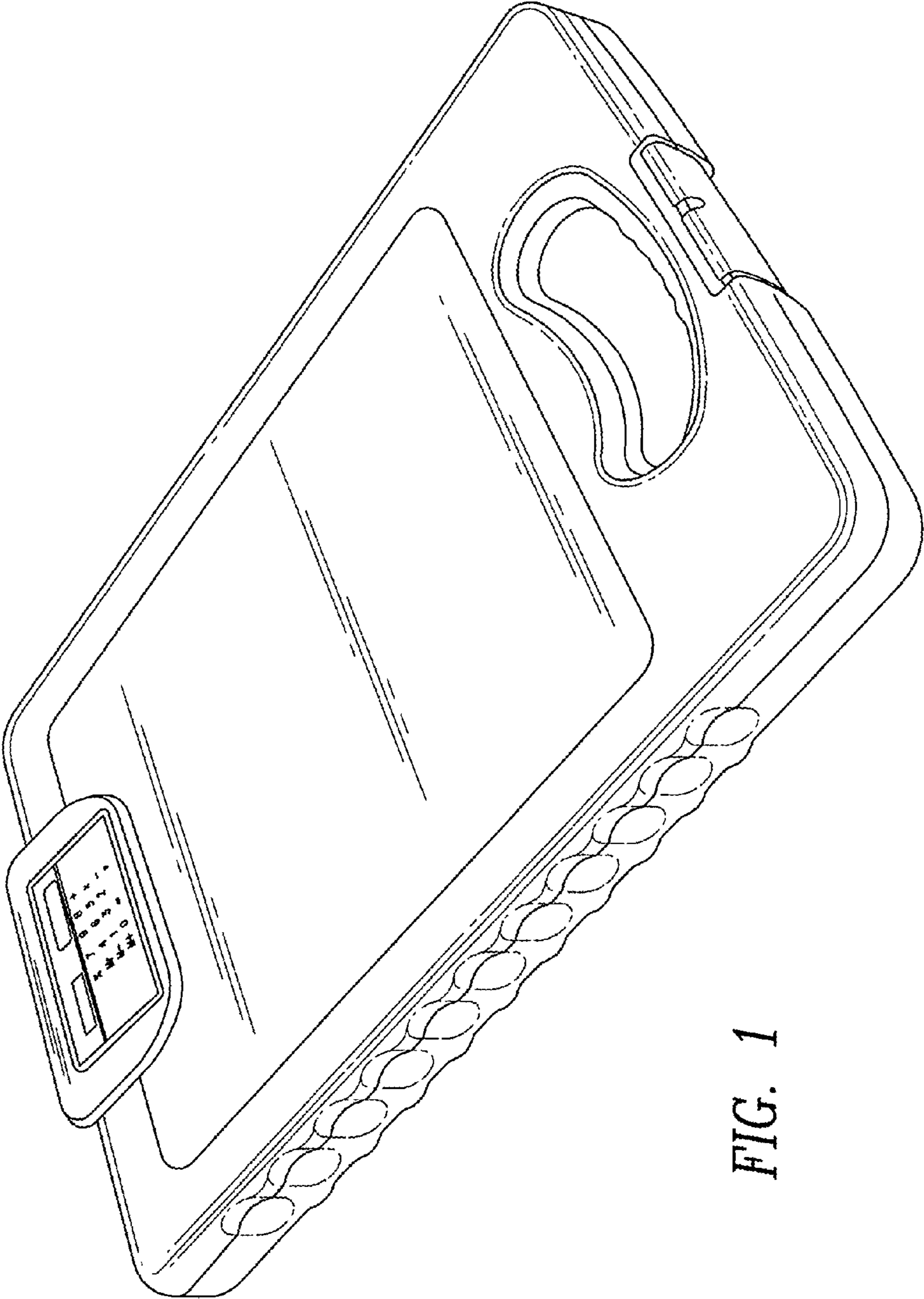


FIG. 1




FIG. 2




FIG. 3

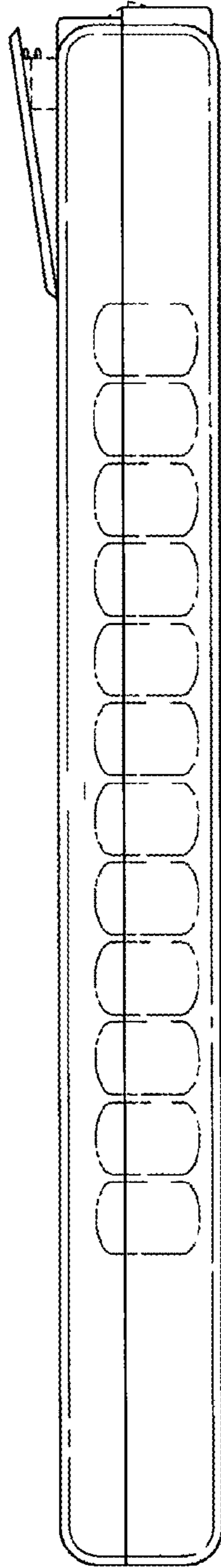


FIG. 4

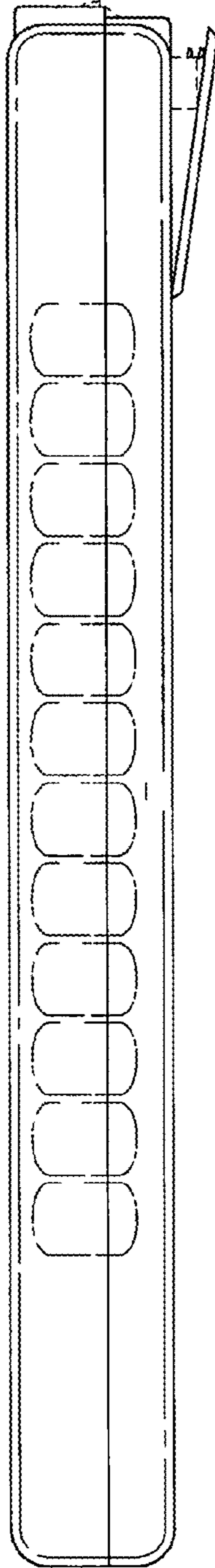
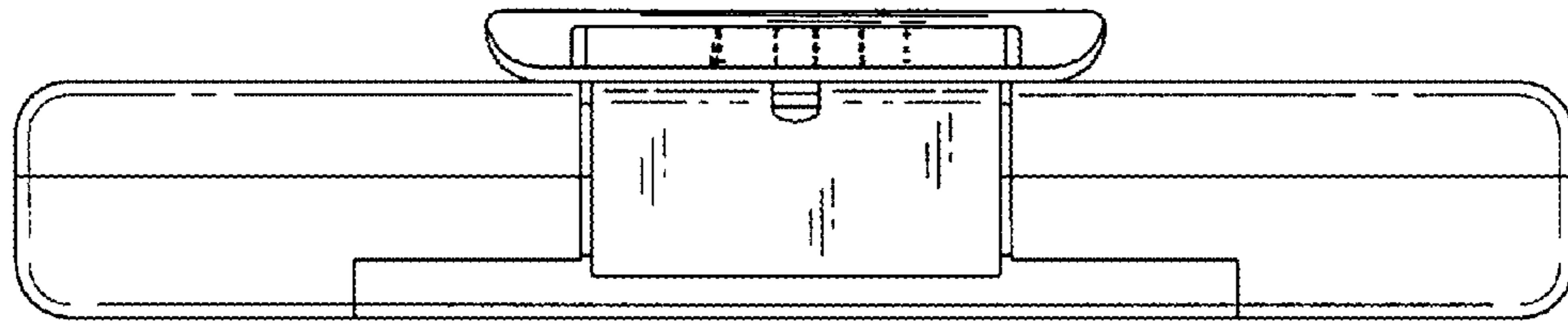


FIG. 5



*FIG. 6*




FIG. 7



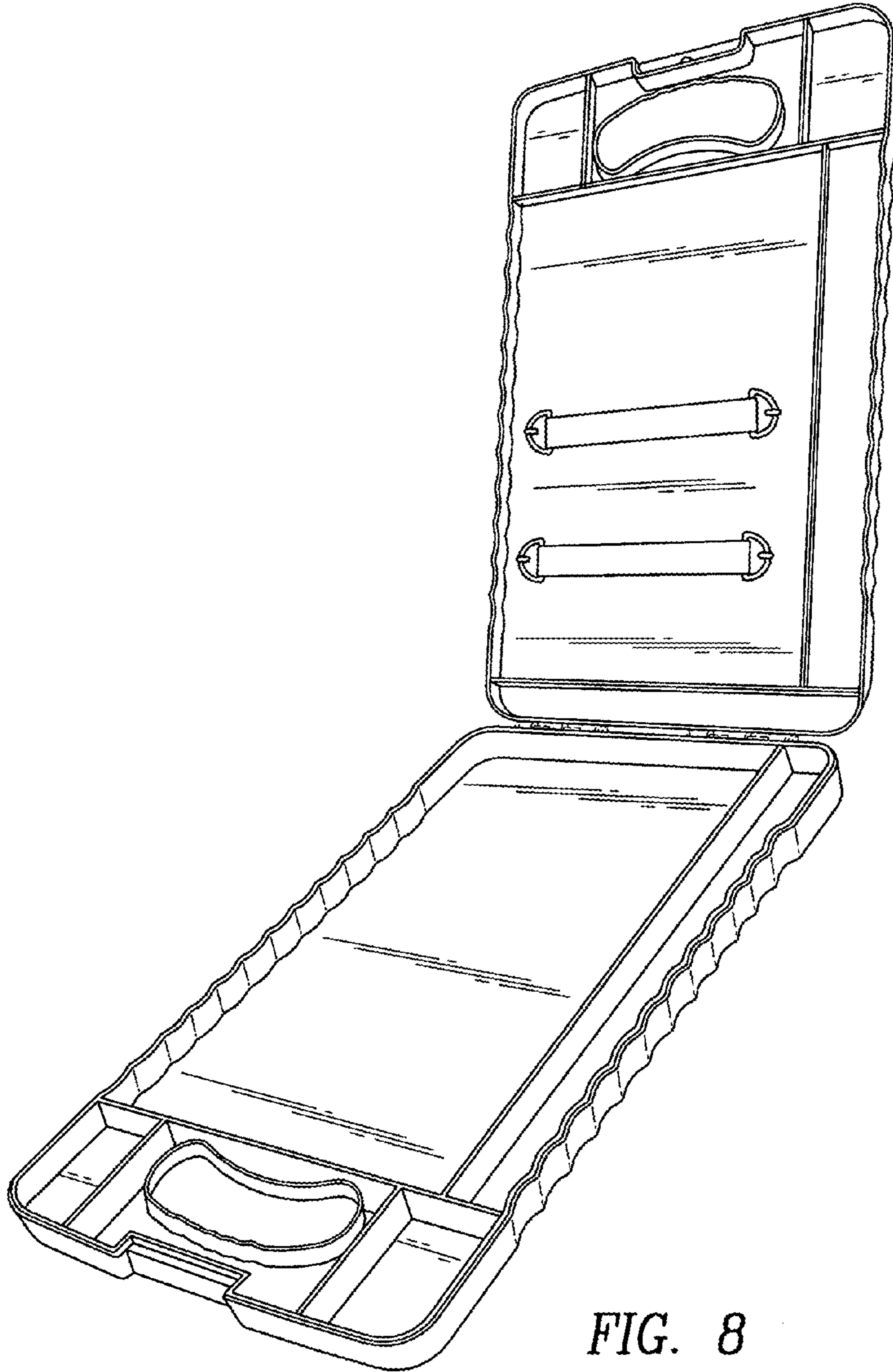


FIG. 8