



US00D753738S

(12) **United States Design Patent**
Kim

(10) **Patent No.:** **US D753,738 S**
(45) **Date of Patent:** **** Apr. 12, 2016**

(54) **MILLING CUTTER**
(71) Applicant: **TaeguTec Ltd.**, Daegu (KR)
(72) Inventor: **Myoung Soo Kim**, Daegu (KR)
(73) Assignee: **TaeguTec Ltd.**, Daegu (KR)
(**) Term: **14 Years**
(21) Appl. No.: **29/517,810**

8,974,155 B2 * 3/2015 Dressler B23C 5/04
144/236
2007/0256287 A1 * 11/2007 Kocherovsky B23C 5/207
29/428
2008/0175679 A1 * 7/2008 Prichard B23C 5/109
407/42
2010/0061813 A1 * 3/2010 Horiike B23C 5/109
407/40
2012/0301233 A1 * 11/2012 Gesell B23C 5/207
407/29
2013/0302099 A1 * 11/2013 Choi B23C 5/08
407/113

* cited by examiner

(22) Filed: **Feb. 17, 2015**
(51) **LOC (10) Cl.** **15-09**
(52) **U.S. Cl.**
USPC **D15/139**
(58) **Field of Classification Search**
USPC D15/124-144, 11, 19, 28-32;
D8/16-20; 409/137, 139-140;
D32/46-49; 299/39.2
CPC E01C 23/088; Y10T 407/23; B23B 51/02;
B23B 51/048; B23C 5/2221; B23C 5/109
See application file for complete search history.

Primary Examiner — Susan Bennett Hattan

Assistant Examiner — Brett Miller

(74) *Attorney, Agent, or Firm* — Hamre, Schumann, Mueller & Larson, P.C.

(57) **CLAIM**

The ornamental design for a milling cutter, as shown and described.

DESCRIPTION

FIG. 1 is a perspective view of a milling cutter showing my new design;
FIG. 2 is a front elevational view thereof;
FIG. 3 is a rear elevational view thereof;
FIG. 4 is a left side view thereof;
FIG. 5 is a right side view thereof;
FIG. 6 is a top plan view thereof;
FIG. 7 is a bottom plan view thereof; and,
FIG. 8 is a cross-sectional view along line 8-8 in FIG. 2.
The broken lines in the drawings depict unclaimed environmental subject matter.

(56) **References Cited**

U.S. PATENT DOCUMENTS

1,713,273 A * 5/1929 Farrington B23C 5/04
407/31
1,714,098 A * 5/1929 Miller B23C 5/027
241/294
3,574,251 A * 4/1971 Corti B23C 5/20
407/45
4,648,755 A * 3/1987 Stashko B23C 5/109
407/36
7,625,156 B2 * 12/2009 Pantzar B23C 5/006
407/34

1 Claim, 5 Drawing Sheets

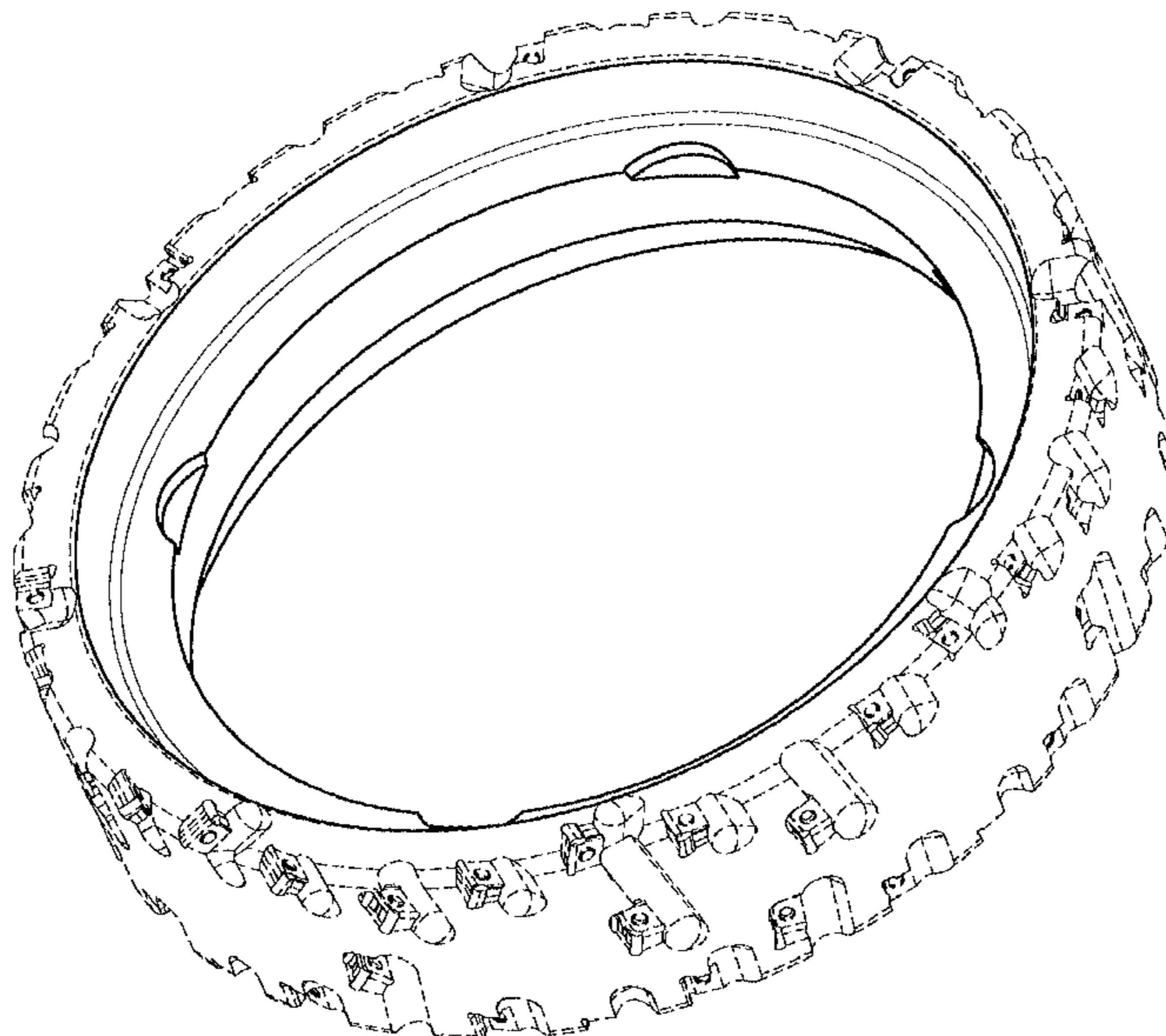


Fig. 1

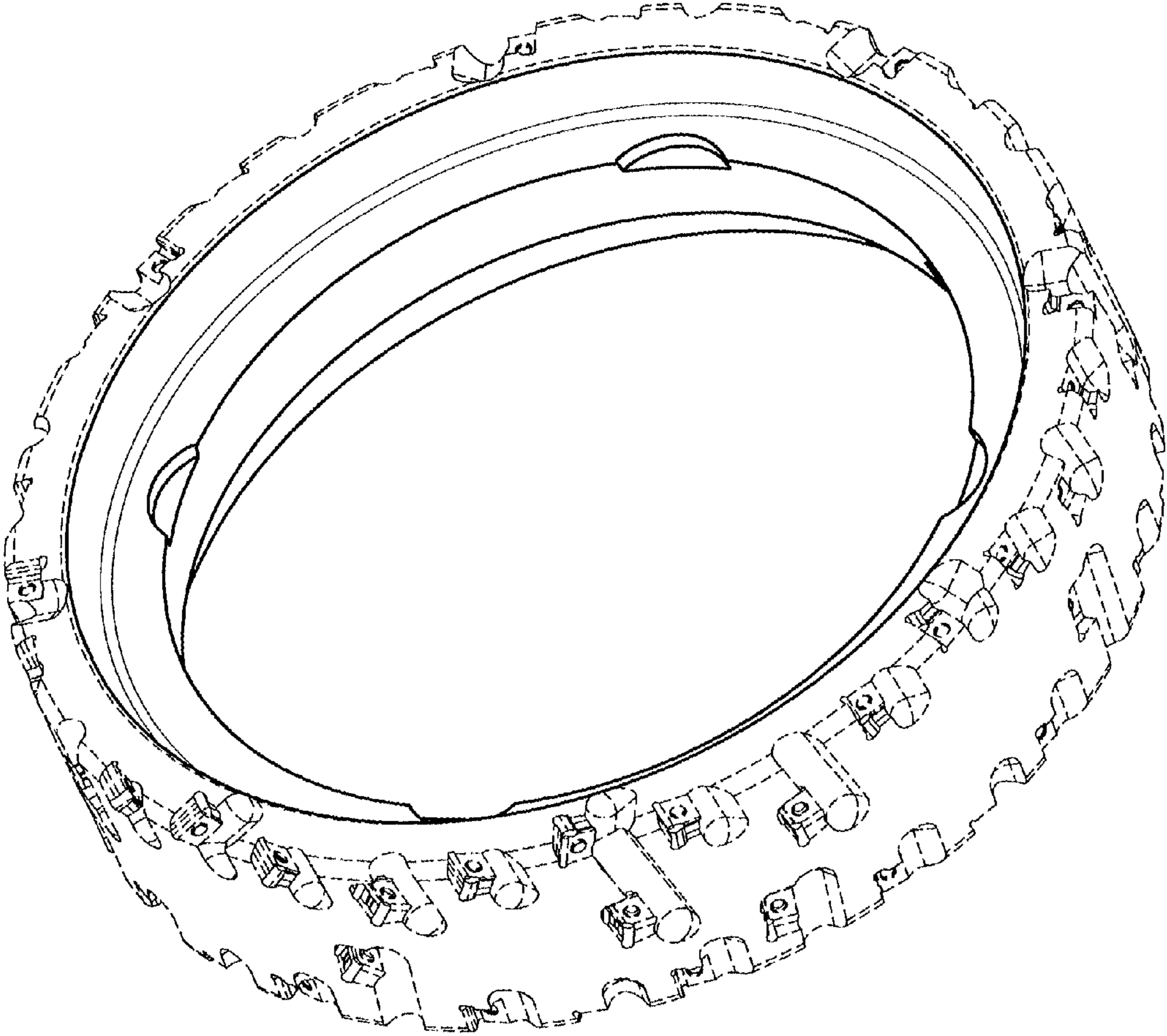


Fig. 2

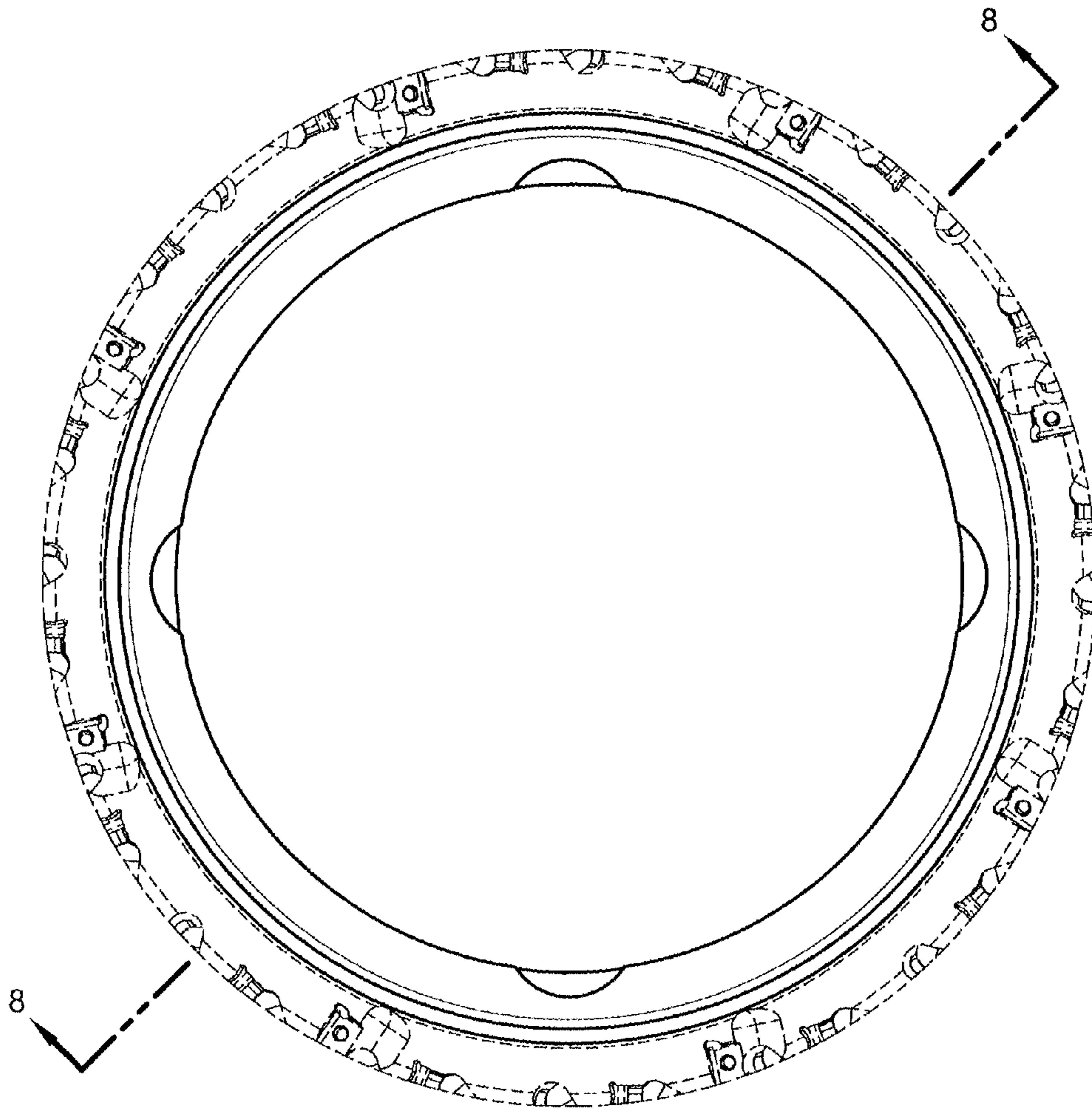


Fig. 3

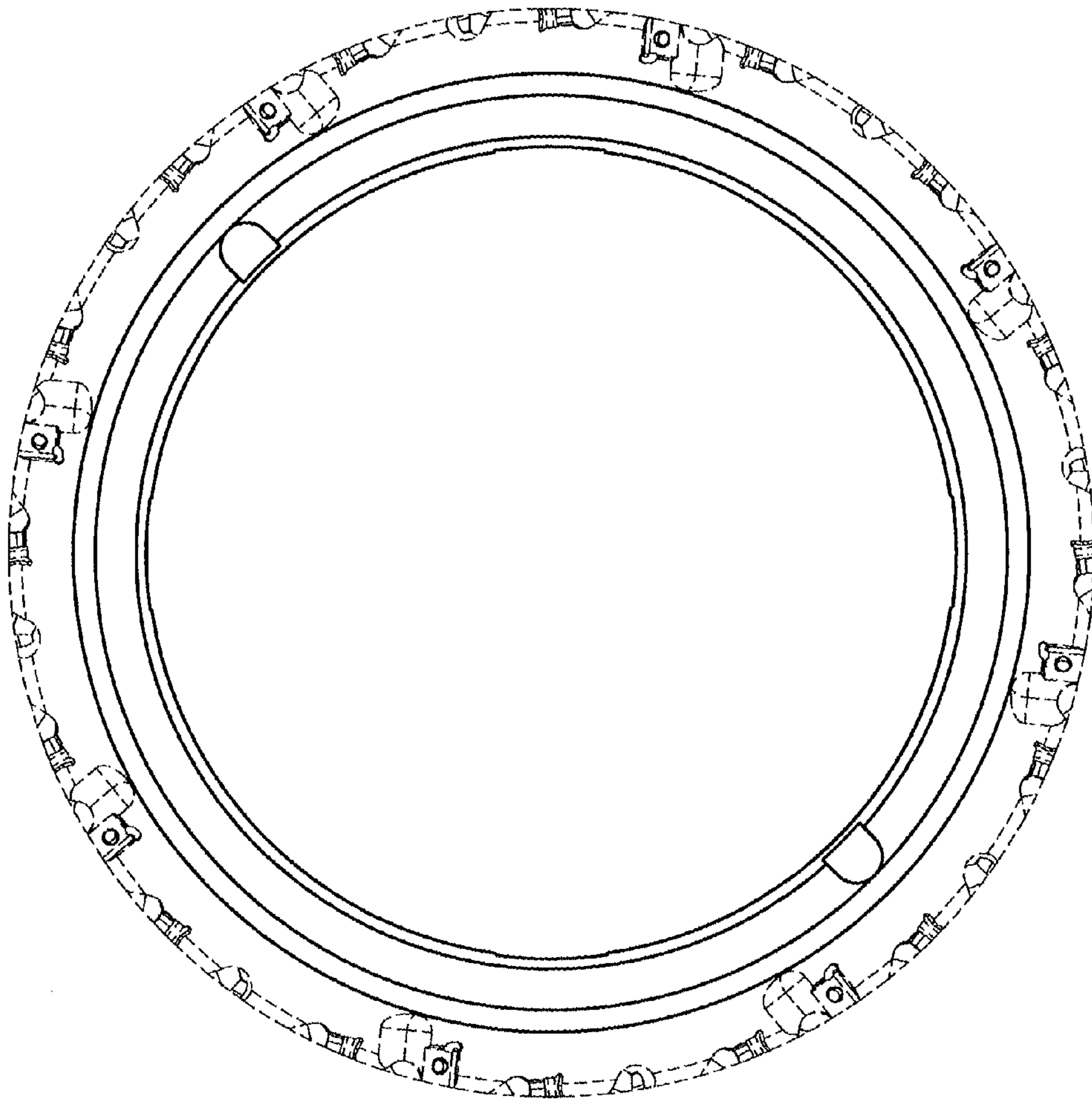


Fig. 4

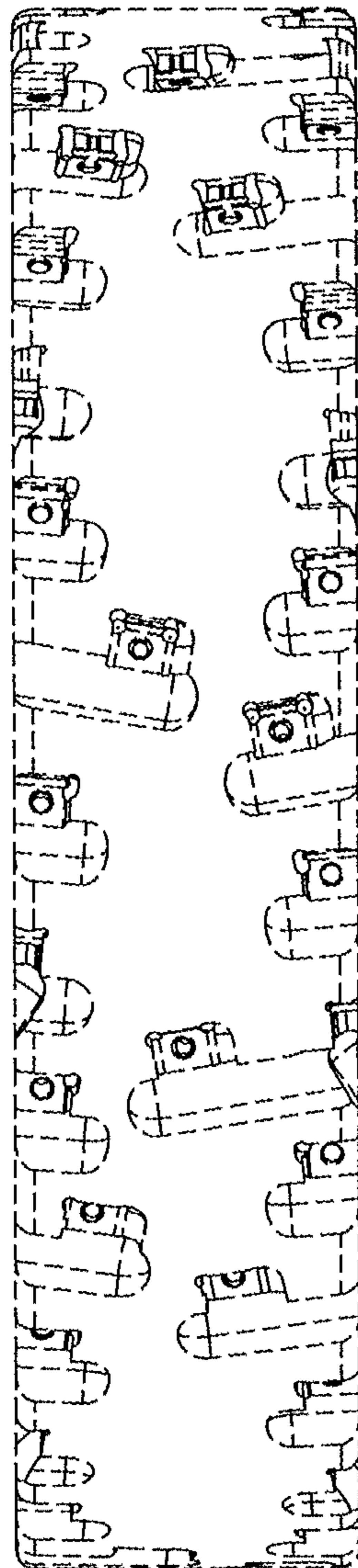


Fig. 5

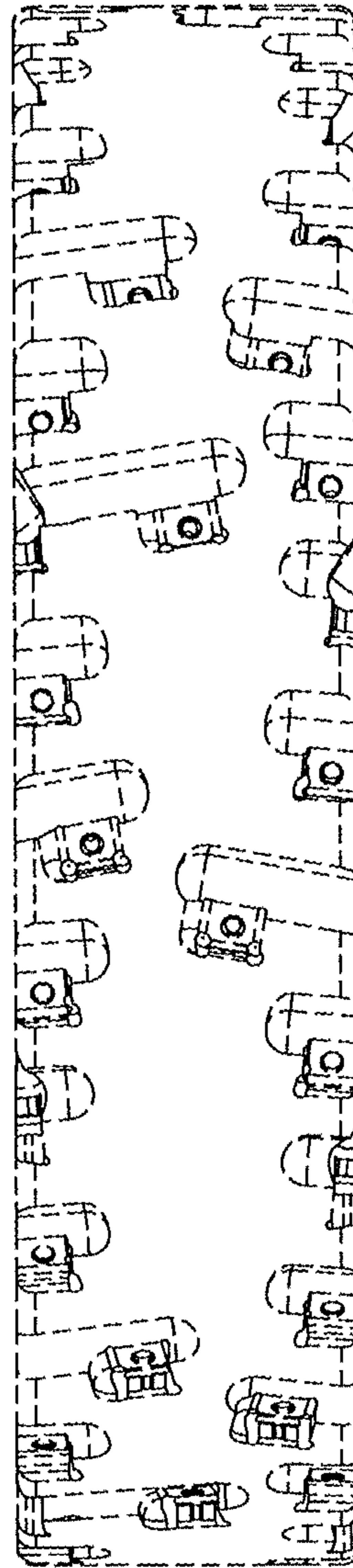


Fig. 6

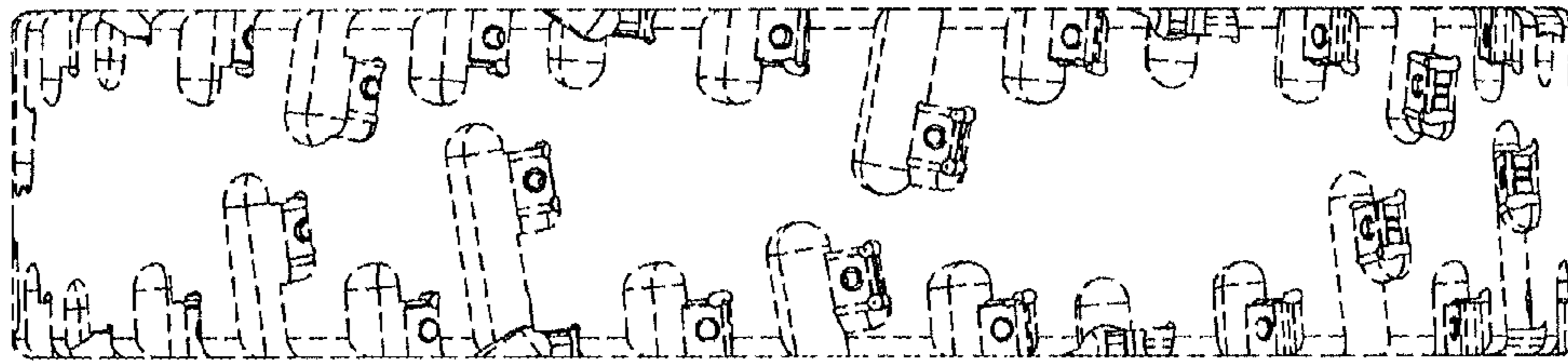


Fig. 7

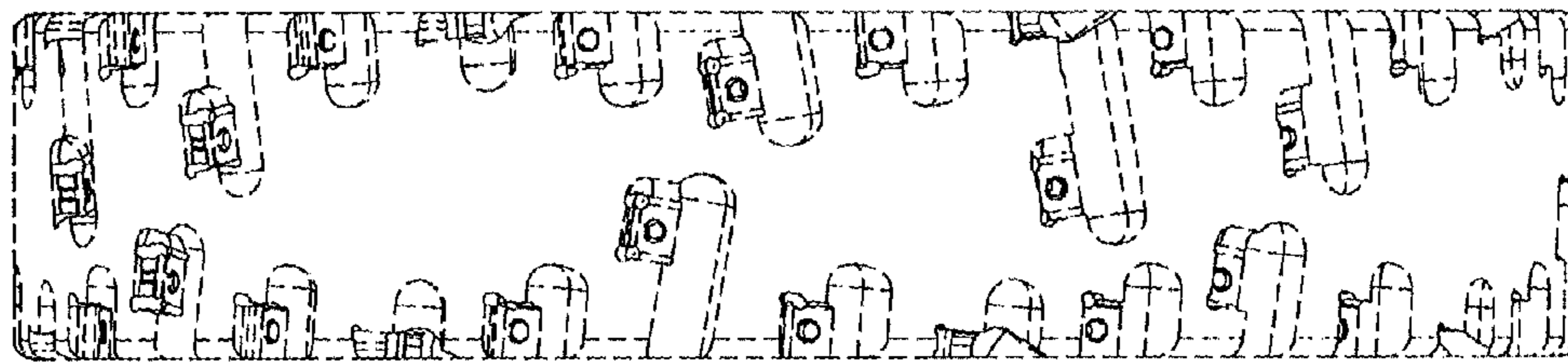


Fig. 8

