



US00D753712S

(12) **United States Design Patent**  
**Lee**

(10) **Patent No.:** **US D753,712 S**  
(45) **Date of Patent:** **\*\* Apr. 12, 2016**

(54) **DISPLAY SCREEN OR PORTION THEREOF WITH ANIMATED GRAPHICAL USER INTERFACE**

(71) Applicant: **Samsung Electronics Co., Ltd., Suwon-si (KR)**

(72) Inventor: **Sang-Yoon Lee, Seoul (KR)**

(73) Assignee: **Samsung Electronics Co., Ltd., Suwon-si (KR)**

(\*\*) Term: **14 Years**

(21) Appl. No.: **29/476,281**

(22) Filed: **Dec. 12, 2013**

(30) **Foreign Application Priority Data**

Sep. 3, 2013 (KR) ..... 30-2013-0045292

(51) **LOC (10) Cl.** ..... **14-04**

(52) **U.S. Cl.**  
USPC ..... **D14/489**  
CPC ..... **G06F 3/04817** (2013.01)

(58) **Field of Classification Search**  
USPC ..... D14/485-495; 715/700-867, 973-977  
CPC ..... G06F 3/0481-3/0486  
See application file for complete search history.

(56) **References Cited**

**U.S. PATENT DOCUMENTS**

D669,499 S \* 10/2012 Gardner ..... D14/495  
D676,457 S \* 2/2013 Frost ..... D14/488  
D687,057 S \* 7/2013 Plitkins ..... D14/488

D699,750 S \* 2/2014 Pearson ..... D14/488  
D710,367 S \* 8/2014 Quattrocchi ..... D14/485  
D712,422 S \* 9/2014 Anzures ..... D14/486  
D712,920 S \* 9/2014 Sloo ..... D14/487  
D715,313 S \* 10/2014 Hontz, Jr. .... D14/485  
D716,318 S \* 10/2014 Fan ..... D14/485  
D716,319 S \* 10/2014 Fan ..... D14/485  
D716,321 S \* 10/2014 Fan ..... D14/485  
D724,621 S \* 3/2015 Rydenhag ..... D14/489  
D735,733 S \* 8/2015 Hontz, Jr. .... D14/485  
D736,780 S \* 8/2015 Wang ..... D14/485  
D738,389 S \* 9/2015 Drozd ..... D14/485

\* cited by examiner

*Primary Examiner* — Richard E Chilcot

(74) *Attorney, Agent, or Firm* — NSIP Law

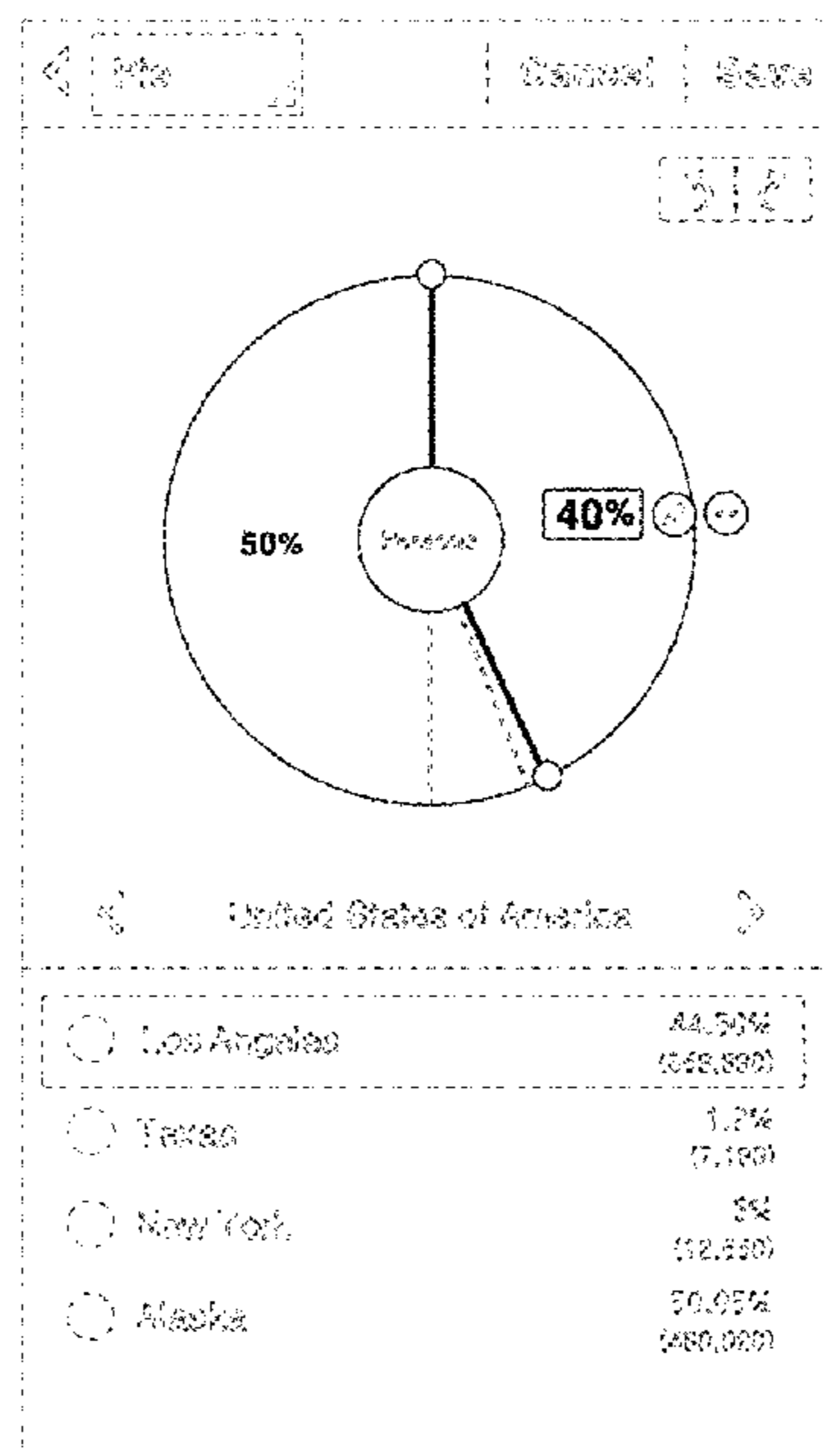
(57) **CLAIM**

The ornamental design for a display screen or portion thereof with animated graphical user interface, as shown and described.

**DESCRIPTION**

FIG. 1 is the first image in a sequence for a display screen or portion thereof with animated graphical user interface showing my new design;  
FIG. 2 is the second image thereof; and,  
FIG. 3 is the third image thereof.  
The appearance of the animated graphical user interface sequentially transitions between the images shown in FIGS. 1-3. The process or period in which one image transitions to another forms no part of the claimed design. The broken lines are for illustrative purpose only and form no part of the claimed design.

**1 Claim, 3 Drawing Sheets**



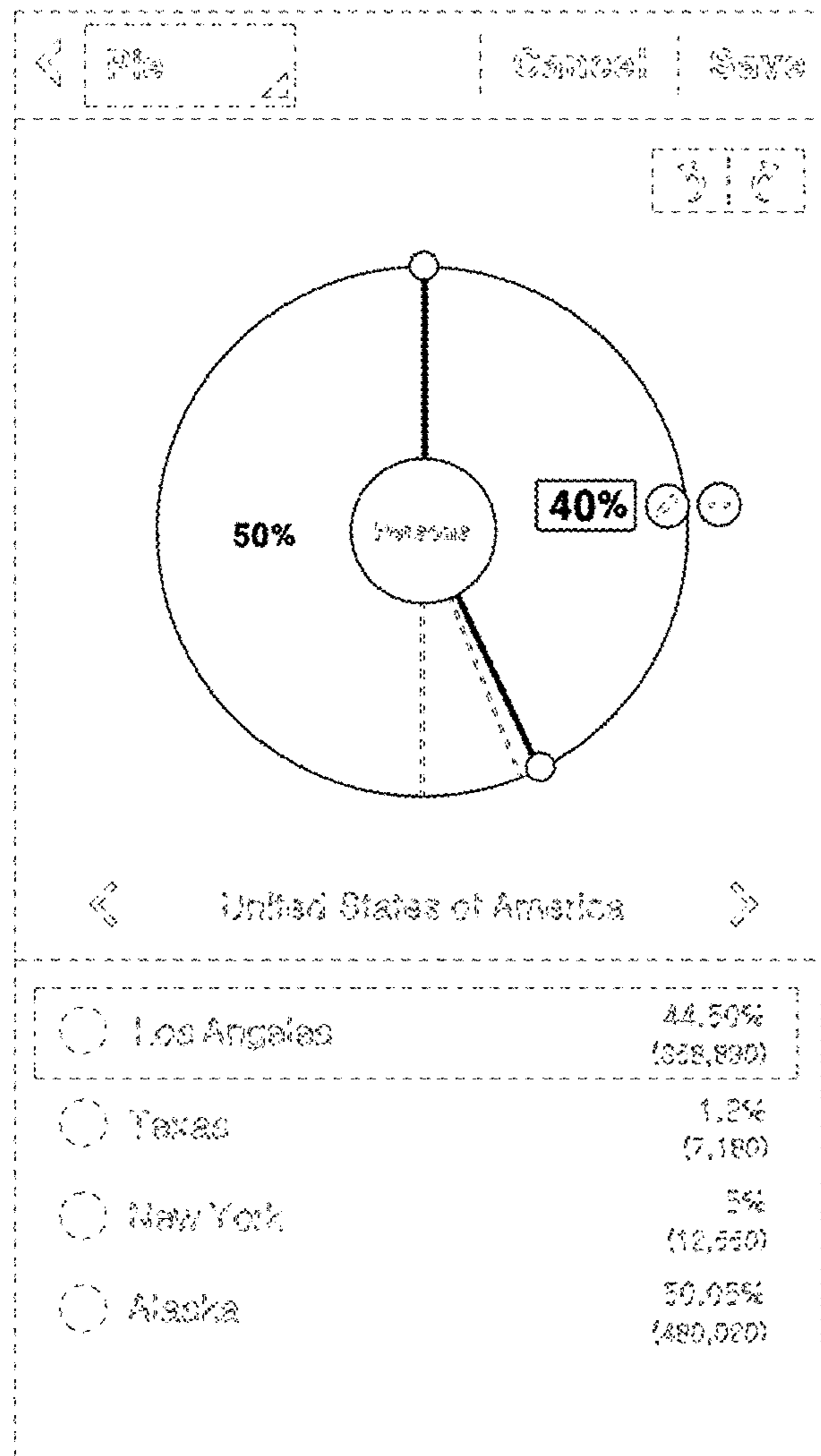


FIG. 1

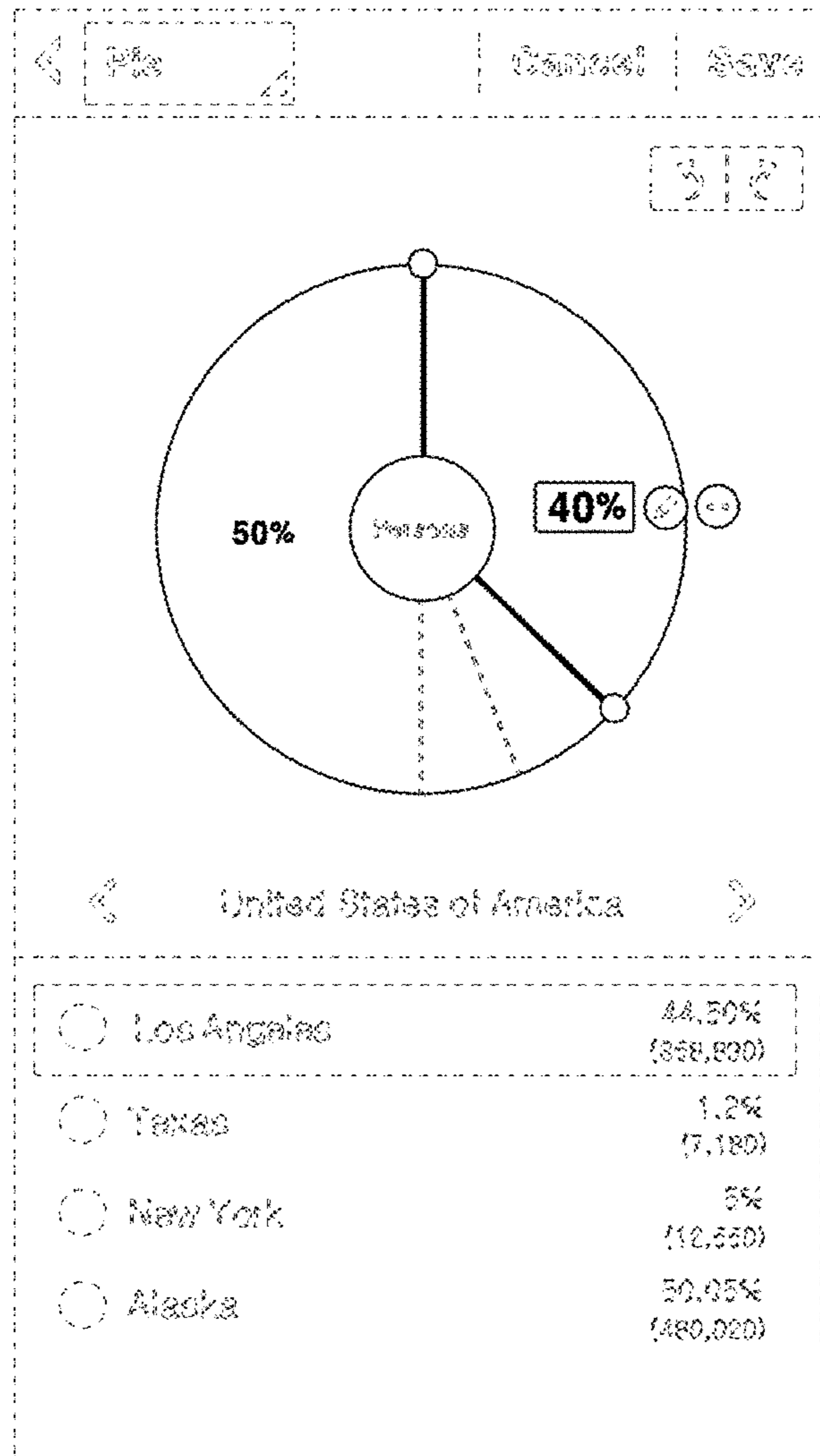


FIG. 2

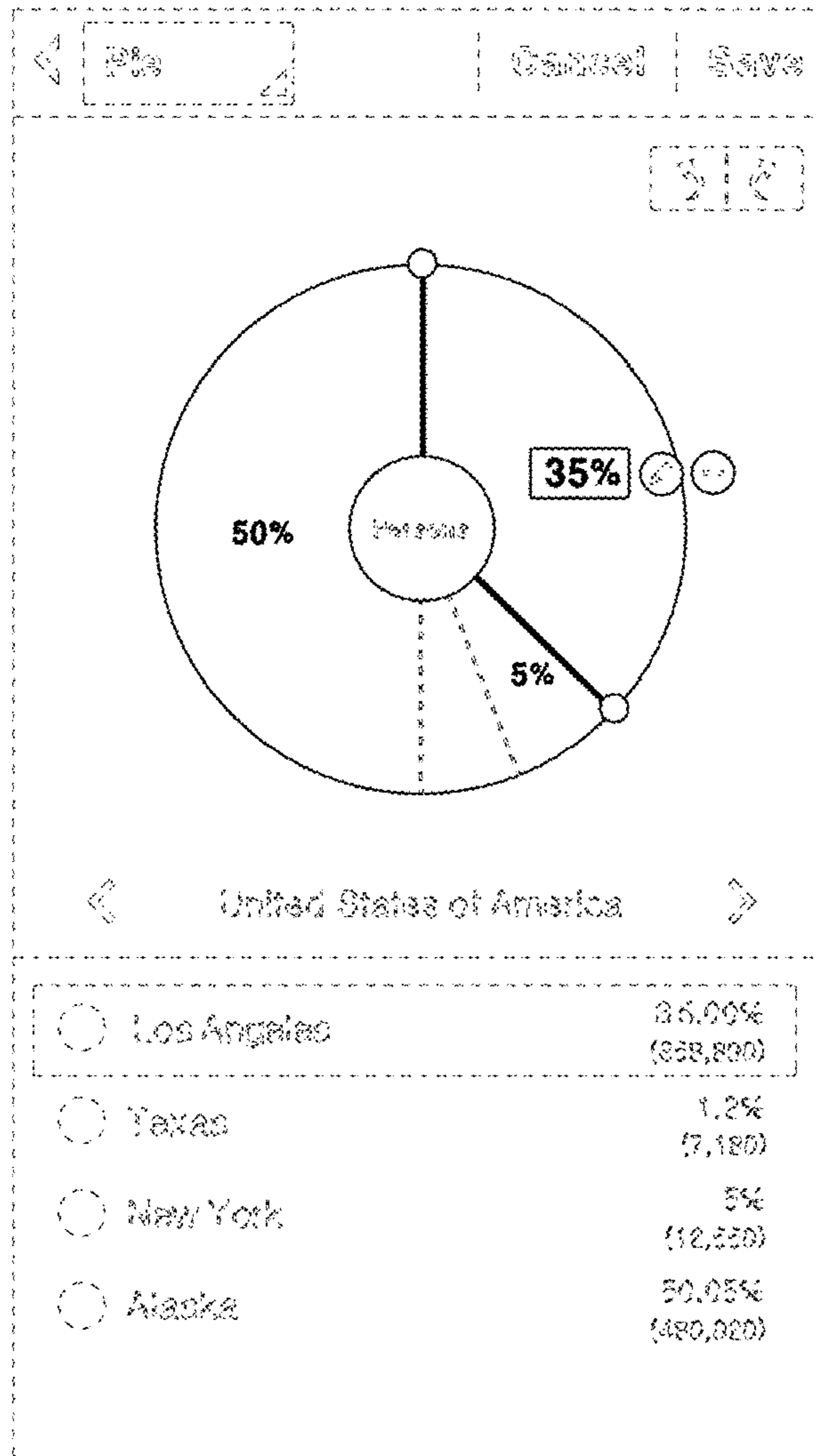


FIG. 3