



US00D753705S

(12) **United States Design Patent**  
**Sanderson**

(10) **Patent No.:** **US D753,705 S**

(45) **Date of Patent:** **\*\* Apr. 12, 2016**

(54) **DISPLAY SCREEN WITH ANIMATED GRAPHICAL USER INTERFACE**

(71) Applicant: **Microsoft Corporation**, Redmond, WA (US)

(72) Inventor: **Eric Sanderson**, Seattle, WA (US)

(73) Assignee: **Microsoft Corporation**, Redmond, WA (US)

(\*\*) Term: **14 Years**

(21) Appl. No.: **29/473,381**

(22) Filed: **Nov. 21, 2013**

(51) **LOC (10) Cl.** ..... **14-04**

(52) **U.S. Cl.**  
USPC ..... **D14/488**

(58) **Field of Classification Search**  
USPC ..... D14/485-495  
CPC ..... G06T 13/00; G06T 13/80; G06F 3/04845; G06F 3/04847  
See application file for complete search history.

(56) **References Cited**

**U.S. PATENT DOCUMENTS**

6,765,559 B2 *	7/2004	Hayakawa	.....	345/173
D595,726 S *	7/2009	Akimoto	.....	D14/485
D658,675 S	5/2012	Gleasant et al.		
D658,678 S	5/2012	Gleasant et al.		
D662,942 S *	7/2012	Trabona et al.	.....	D14/488
D664,561 S	7/2012	Gleasant et al.		
D664,972 S *	8/2012	Gleasant et al.	.....	D14/486
D664,973 S	8/2012	Gleasant et al.		
D664,984 S *	8/2012	Lee et al.	.....	D14/488
D664,987 S	8/2012	Gleasant et al.		

D687,453 S *	8/2013	Jung et al.	.....	D14/486
D688,691 S	8/2013	Gleasant et al.		
2012/0287152 A1 *	11/2012	Kunigita et al.	.....	345/628

\* cited by examiner

*Primary Examiner* — Richelle G Shelton

(74) *Attorney, Agent, or Firm* — Banner & Witcoff, Ltd.

(57) **CLAIM**


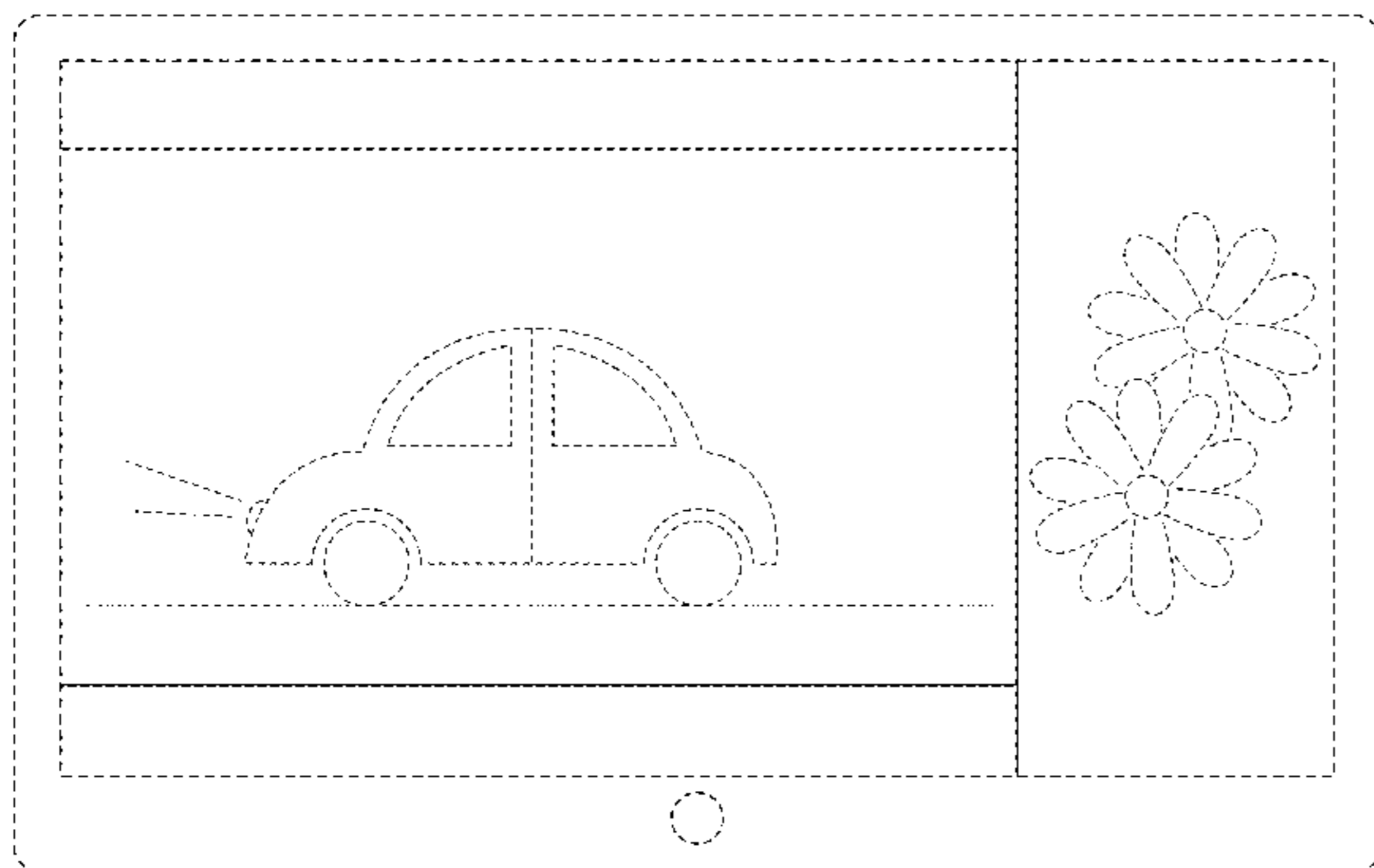
The ornamental design for a display screen with animated graphical user interface, as shown and described.

**DESCRIPTION**

FIG. 1 is the first image in a sequence for a display screen with animated graphical user interface showing the new design; FIG. 2 is the second image thereof; FIG. 3 is the third image thereof; FIG. 4 is the fourth image thereof; FIG. 5 is the fifth image thereof; FIG. 6 is the sixth image thereof; FIG. 7 is the seventh image thereof; FIG. 8 is the eighth image thereof; FIG. 9 is the ninth image thereof; FIG. 10 is the tenth image thereof; FIG. 11 is the eleventh image thereof; FIG. 12 is the twelfth image thereof; FIG. 13 is the thirteenth image thereof; FIG. 14 is the fourteenth image thereof; FIG. 15 is the fifteenth image thereof; FIG. 16 is the sixteenth image thereof; and, FIG. 17 is the seventeenth image thereof.

The appearance of the animated graphical user interface sequentially transitions between the images shown in FIGS. 1-17. The process or period in which one image transitions to another forms no part of the claimed design. The broken-line showing of the display screen and the remainder of the graphical user interface is for environmental purposes only and forms no part of the claimed design.

**1 Claim, 17 Drawing Sheets**






FIG. 1




FIG. 2




FIG. 3




FIG. 4




FIG. 5




FIG. 6




FIG. 7






FIG. 8




FIG. 9




FIG. 10




FIG. 11




FIG. 12




FIG. 13




FIG. 14




FIG. 15






FIG. 16

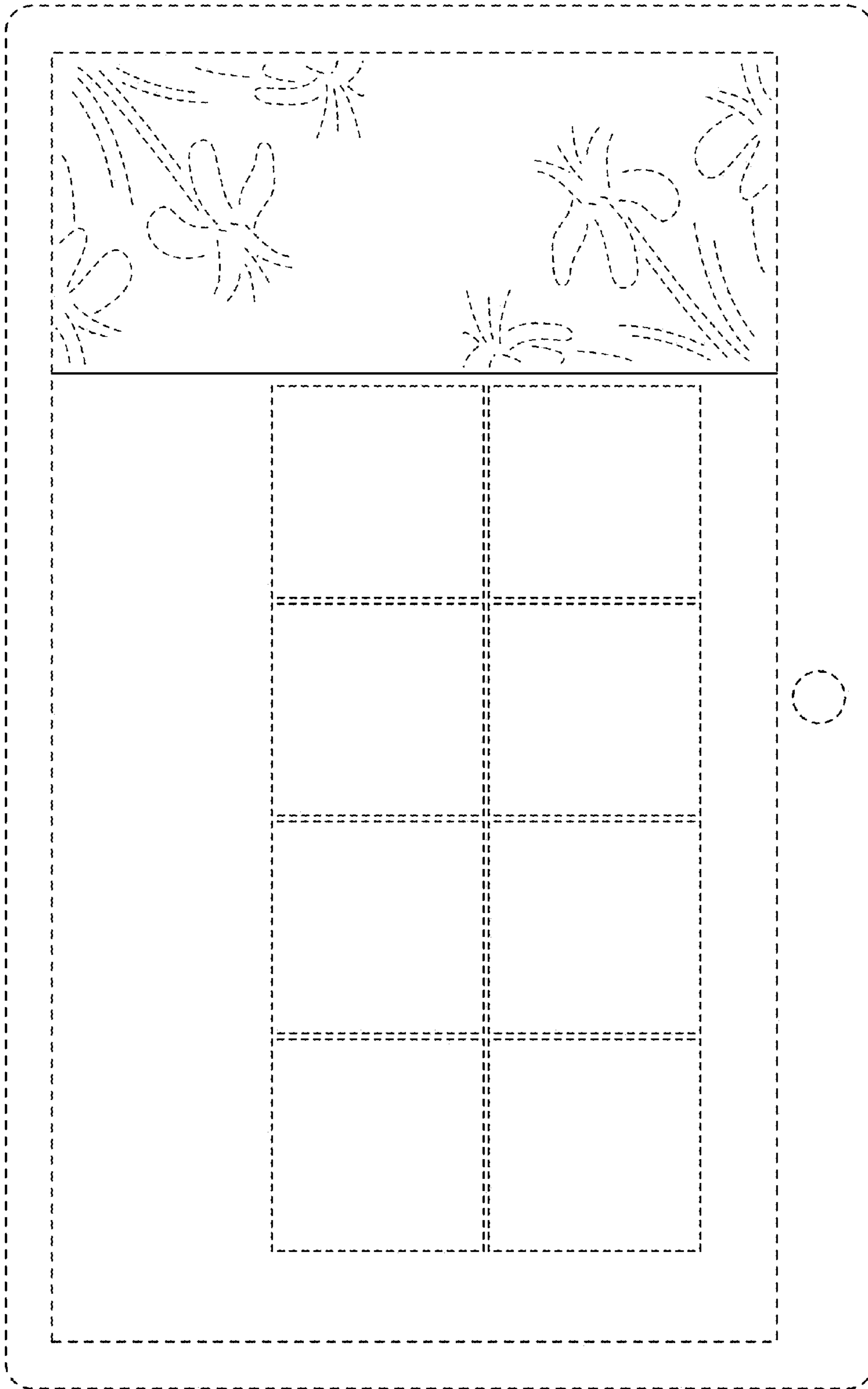


FIG. 17