



US00D753704S

(12) **United States Design Patent**  
**Paolantonio et al.**

(10) **Patent No.:** **US D753,704 S**  
(45) **Date of Patent:** **\*\* Apr. 12, 2016**

(54) **DISPLAY SCREEN WITH ANIMATED GRAPHICAL USER INTERFACE**

D644,662 S \* 9/2011 Gardner et al. .... D14/495  
D644,663 S \* 9/2011 Gardner et al. .... D14/495  
D683,366 S \* 5/2013 Gardner et al. .... D14/495

(71) Applicant: **Microsoft Corporation**, Redmond, WA (US)

\* cited by examiner

(72) Inventors: **Sergio Paolantonio**, Seattle, WA (US);  
**Matt Peltier**, Seattle, WA (US);  
**Matthew Hartman**, Seattle, WA (US)

*Primary Examiner* — Richelle G Shelton

(74) *Attorney, Agent, or Firm* — Banner & Witcoff, Ltd.

(73) Assignee: **Microsoft Corporation**, Redmond, WA (US)

(57) **CLAIM**

The ornamental design for a display screen with animated graphical user interface, as shown and described.

(\*\*) Term: **14 Years**

**DESCRIPTION**

(21) Appl. No.: **29/473,370**

FIG. 1 is the first image in a sequence for a display screen with animated graphical user interface showing our new design; FIG. 2 is the second image thereof; FIG. 3 is the third image thereof; FIG. 4 is the fourth image thereof; FIG. 5 is the fifth image thereof; FIG. 6 is the sixth image thereof; FIG. 7 is the seventh image thereof; FIG. 8 is the eighth image thereof; FIG. 9 is the ninth image thereof; FIG. 10 is the tenth image thereof; FIG. 11 is the eleventh image thereof; FIG. 12 is the twelfth image thereof; FIG. 13 is the thirteenth image thereof; FIG. 14 is the fourteenth image thereof; FIG. 15 is the fifteenth image thereof; FIG. 16 is the sixteenth image thereof; FIG. 17 is the seventeenth image thereof; and, FIG. 18 is the eighteenth image thereof.

(22) Filed: **Nov. 21, 2013**

(51) **LOC (10) Cl.** ..... **14-04**

(52) **U.S. Cl.**  
USPC ..... **D14/488**

(58) **Field of Classification Search**  
USPC ..... D14/485–495  
CPC ..... G06T 13/00; G06T 13/80; G06F 3/04845;  
G06F 3/04847  
See application file for complete search history.



The appearance of the animated graphical user interface sequentially transitions between the images shown in FIGS. 1-18. The process or period in which one image transitions to another forms no part of the claimed design. The broken line showing of the display screen is for environmental purposes only and forms no part of the claimed design.

(56) **References Cited**

**U.S. PATENT DOCUMENTS**

D331,229 S \* 11/1992 Pike ..... D20/11  
D422,983 S \* 4/2000 Bright et al. .... D14/495  
6,346,929 B1 \* 2/2002 Fukushima et al. .... 345/8  
6,624,833 B1 \* 9/2003 Kumar et al. .... 715/863  
7,248,270 B1 \* 7/2007 Boylan ..... 345/679  
D563,418 S \* 3/2008 Yamashita et al. .... D14/485  
D563,421 S \* 3/2008 Yamashita et al. .... D14/485  
D575,018 S \* 8/2008 Knopow ..... D32/52  
D582,927 S \* 12/2008 Blankenship et al. .... D14/485  
D641,372 S 7/2011 Gardner et al.  
D643,438 S 8/2011 Gardner et al.  
D644,661 S 9/2011 Gardner et al.

**1 Claim, 18 Drawing Sheets**






FIG. 1




FIG. 2




FIG. 3




FIG. 4




FIG. 5




FIG. 6




FIG. 7






FIG. 8




FIG. 9




FIG. 10




FIG. 11




FIG. 12




FIG. 13




FIG. 14




FIG. 15






FIG. 16




FIG. 17




FIG. 18