



US00D753693S

(12) **United States Design Patent**
Hashimoto

(10) **Patent No.:** **US D753,693 S**
(45) **Date of Patent:** **** Apr. 12, 2016**

(54) **REMOTE CONTROLLER WITH GRAPHICAL USER INTERFACE**

(71) Applicant: **MITSUBISHI ELECTRIC CORPORATION, Tokyo (JP)**

(72) Inventor: **Takayasu Hashimoto, Tokyo (JP)**

(73) Assignee: **MITSUBISHI ELECTRIC CORPORATION, Tokyo (JP)**

(**) Term: **14 Years**

(21) Appl. No.: **29/491,333**

(22) Filed: **May 20, 2014**

(30) **Foreign Application Priority Data**

Jan. 8, 2014 (JP) 2014-000107

(51) **LOC (10) Cl.** **14-04**

(52) **U.S. Cl.**
USPC **D14/486**

(58) **Field of Classification Search**
USPC D14/485-490
CPC . G06F 1/1692; G06F 3/04847; G06F 3/0482;
G06F 3/048; G06F 3/0481; H04N 1/00408
See application file for complete search history.

(56) **References Cited**

U.S. PATENT DOCUMENTS

D597,552 S * 8/2009 White D14/486
D620,947 S * 8/2010 Loken D14/485
D625,322 S * 10/2010 Guntaur D14/486
D669,487 S * 10/2012 Yang D14/486

D674,402 S * 1/2013 Stillion D14/486
D682,262 S * 5/2013 Akana D14/341
D691,160 S * 10/2013 Schupp D14/486
D701,503 S * 3/2014 Akana D14/341
D719,185 S * 12/2014 Lacour D14/487
2010/0328714 A1* 12/2010 Allen G06F 3/04847
358/1.15
2013/0198636 A1* 8/2013 Kief G06F 17/2241
715/730
2014/0223275 A1* 8/2014 Lin G06F 3/0482
715/205

* cited by examiner

Primary Examiner — Karen E Kearney

Assistant Examiner — Debra Callahan

(74) *Attorney, Agent, or Firm* — Studebaker & Brackett PC

(57) **CLAIM**

The ornamental design for a remote controller with graphical user interface, as shown and described.

DESCRIPTION

FIG. 1 is a front view of a first screen image in a sequence for a remote controller with graphical user interface showing the first embodiment.

FIG. 2 is a front view of a second screen image thereof; and, FIG. 3 is a front view of a third screen image thereof.

The appearance of the transitional image sequentially transitions between the images shown in FIGS. 1-3. The process or period in which an image transitions to another forms no part of the claimed design.

The broken lines showing the remote controller and portions of the graphical user interface are included for the purpose of illustrating portions of the article and form no part of the claimed design.

1 Claim, 3 Drawing Sheets

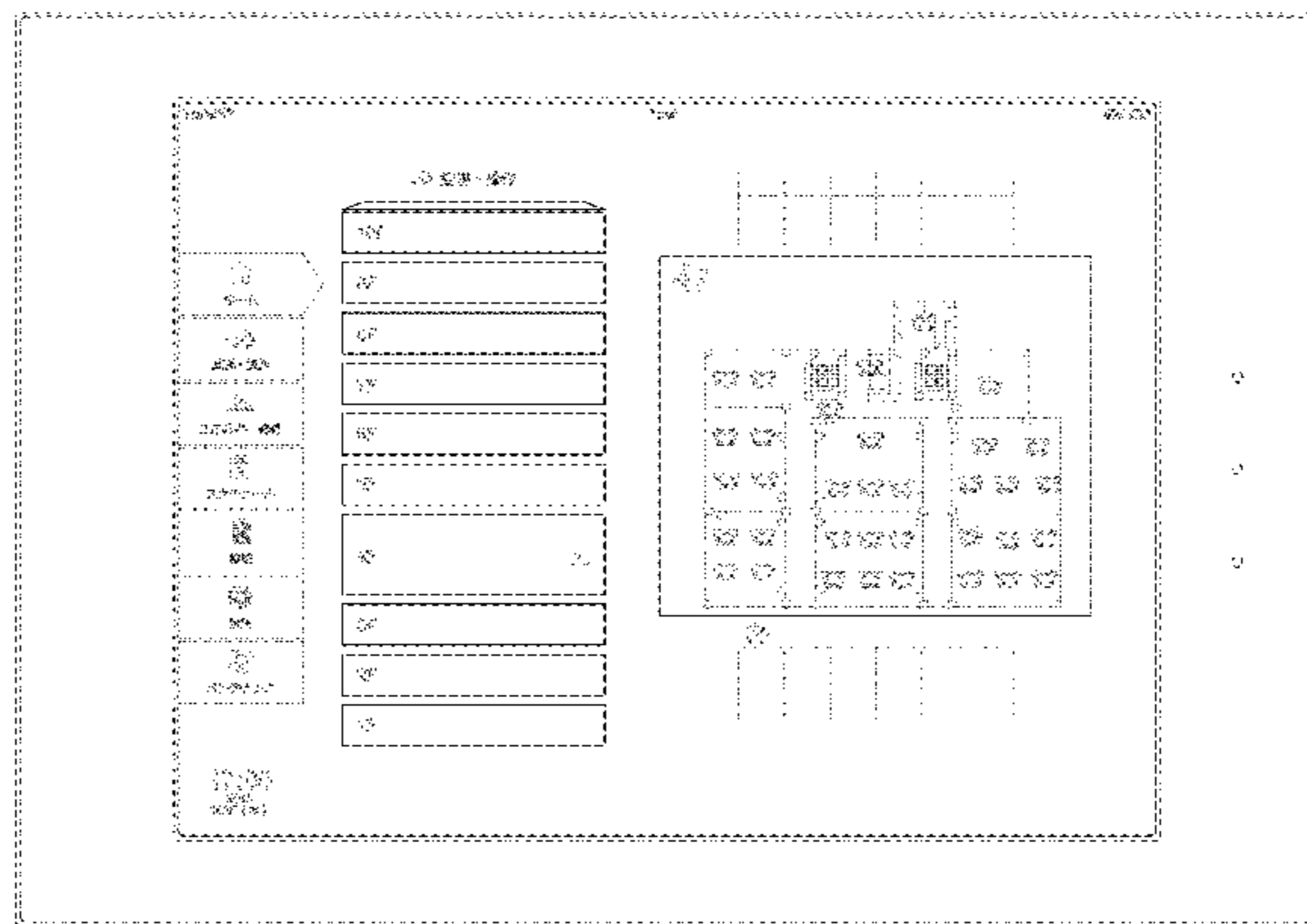
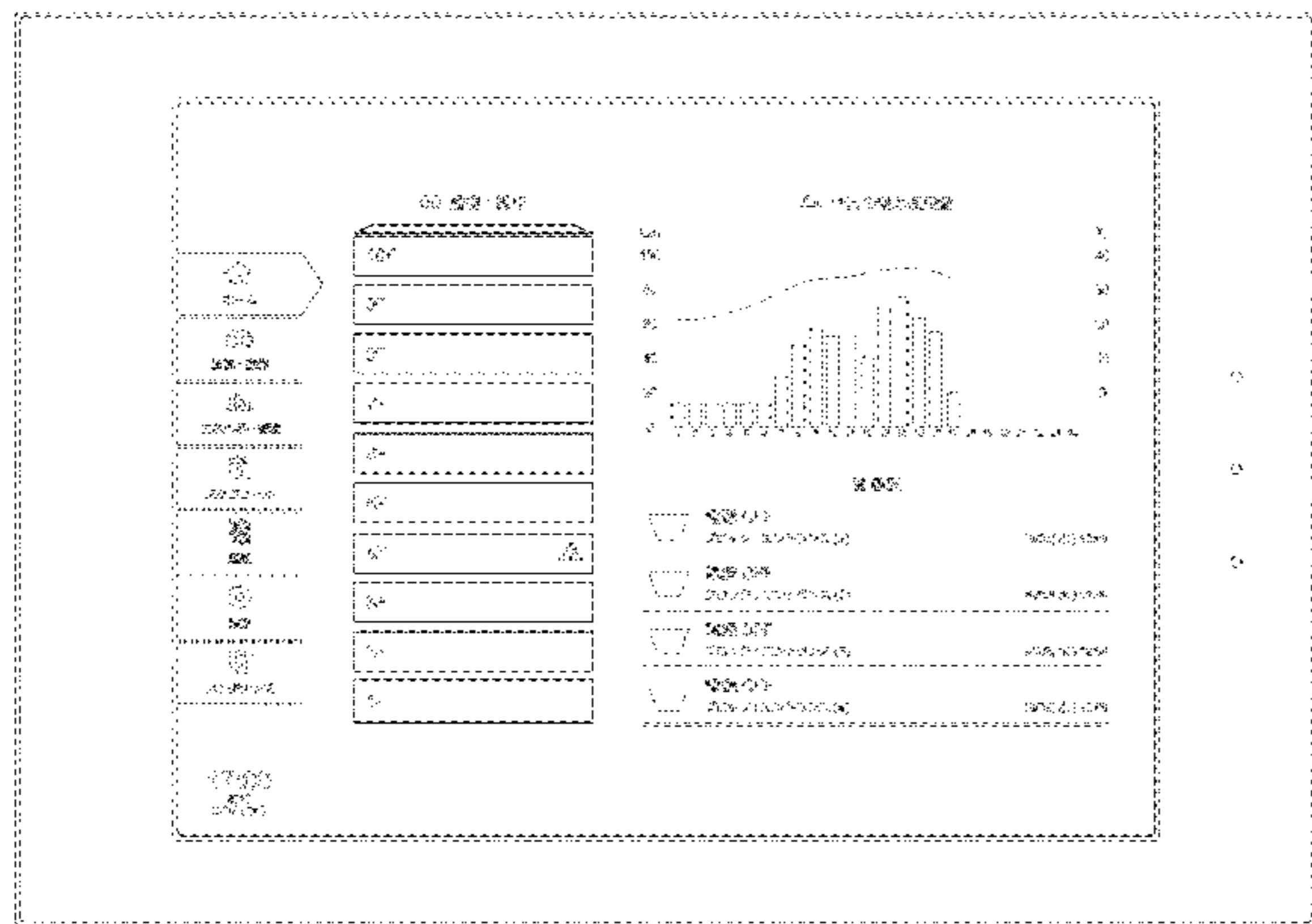


Fig. 1

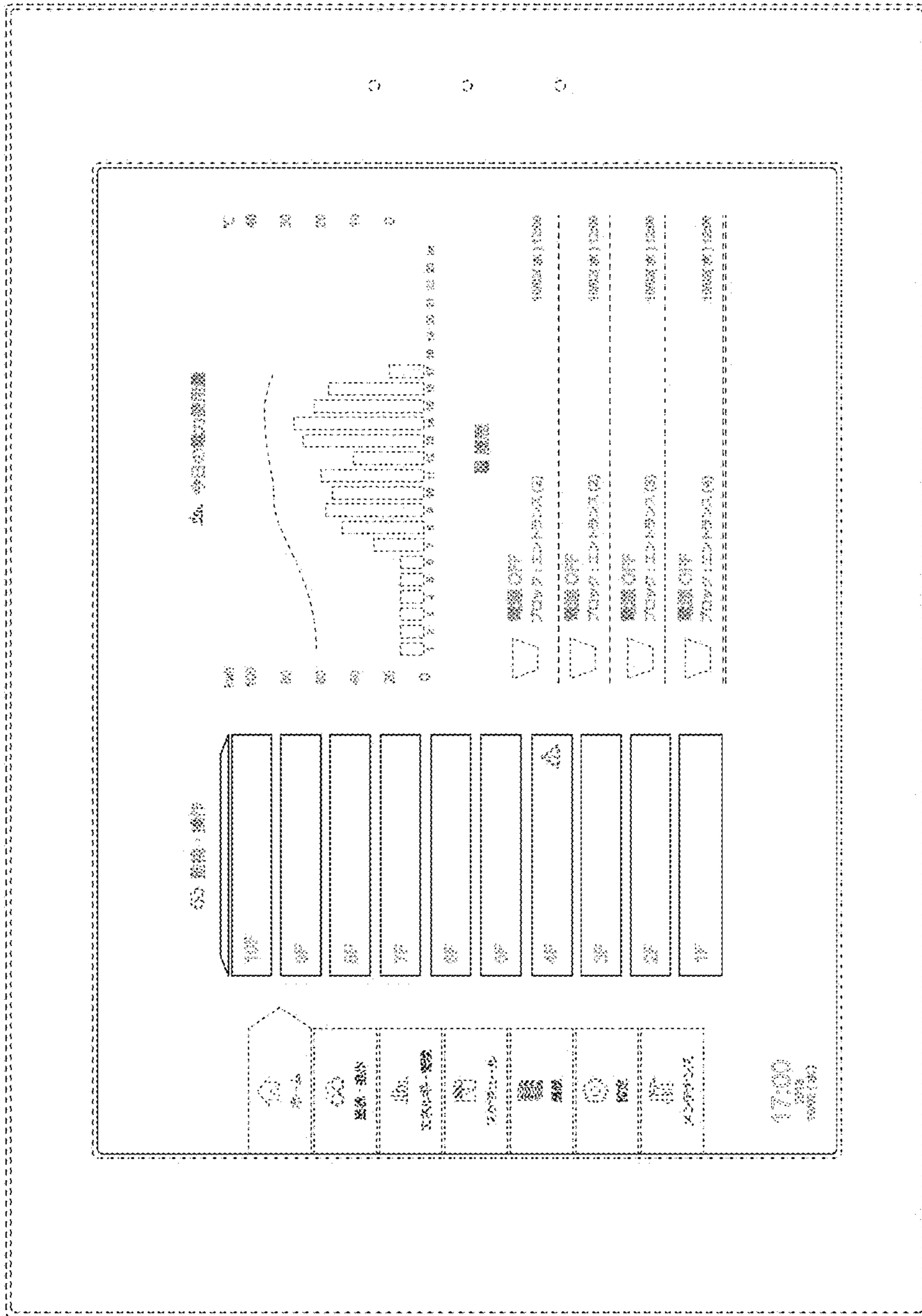


Fig. 2

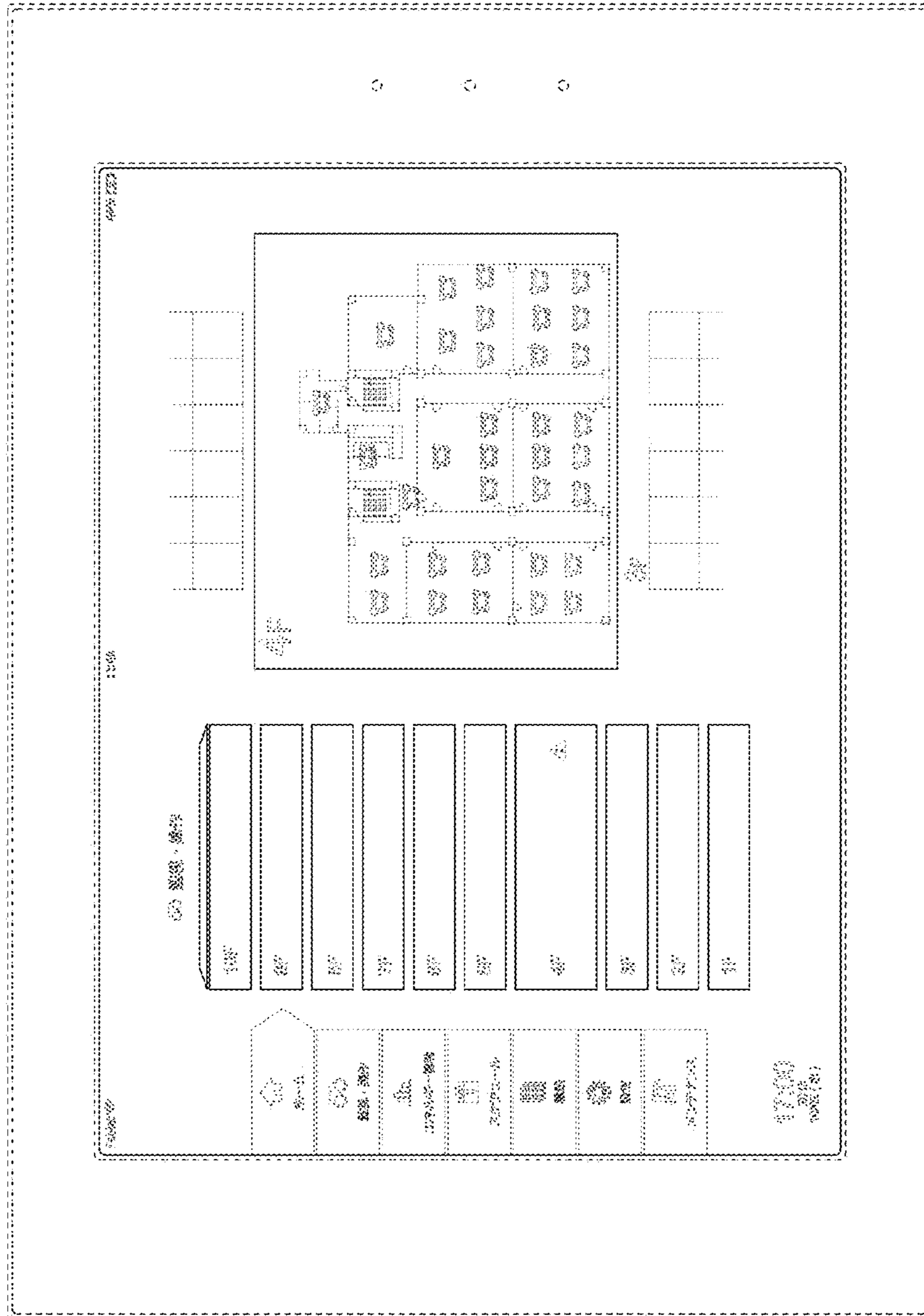


Fig. 3

