



US00D753686S

(12) **United States Design Patent**  
**Vardy et al.**

(10) **Patent No.:** **US D753,686 S**  
(45) **Date of Patent:** **\*\* Apr. 12, 2016**

(54) **DISPLAY SCREEN WITH GRAPHICAL USER INTERFACE**

D663,313 S \* 7/2012 David ..... D14/487  
D665,407 S \* 8/2012 Bitran ..... D14/487  
D667,834 S \* 9/2012 Coffman ..... D14/486  
D667,840 S \* 9/2012 Anzures ..... D14/487

(71) Applicants: **Cale Vardy**, East York (CA); **David Schwartz**, Seattle, WA (US)

**OTHER PUBLICATIONS**

(72) Inventors: **Cale Vardy**, East York (CA); **David Schwartz**, Seattle, WA (US)

International Business Machines (owner), U.S. Trademark Application No. 79/117,540, filed on Mar. 6, 2012, with a Dec. 28, 2012 priority claim.

(73) Assignee: **International Business Machines Corporation**, Armonk, NY (US)

\* cited by examiner

(\*\*) Term: **14 Years**

*Primary Examiner* — Richelle G Shelton

(21) Appl. No.: **29/448,924**

(74) *Attorney, Agent, or Firm* — Fross Zelnick Lehrman & Zissu, P.C.; Lawrence E. Apolzon, Esq.

(22) Filed: **Mar. 14, 2013**

(51) **LOC (10) Cl.** ..... **14-04**

(57) **CLAIM**

(52) **U.S. Cl.**  
USPC ..... **D14/486**

The ornamental design for display screen with graphical user interface, as shown and described.

(58) **Field of Classification Search**  
USPC ..... D14/485–495  
CPC ..... G06F 3/048–3/04897  
See application file for complete search history.

**DESCRIPTION**

(56) **References Cited**

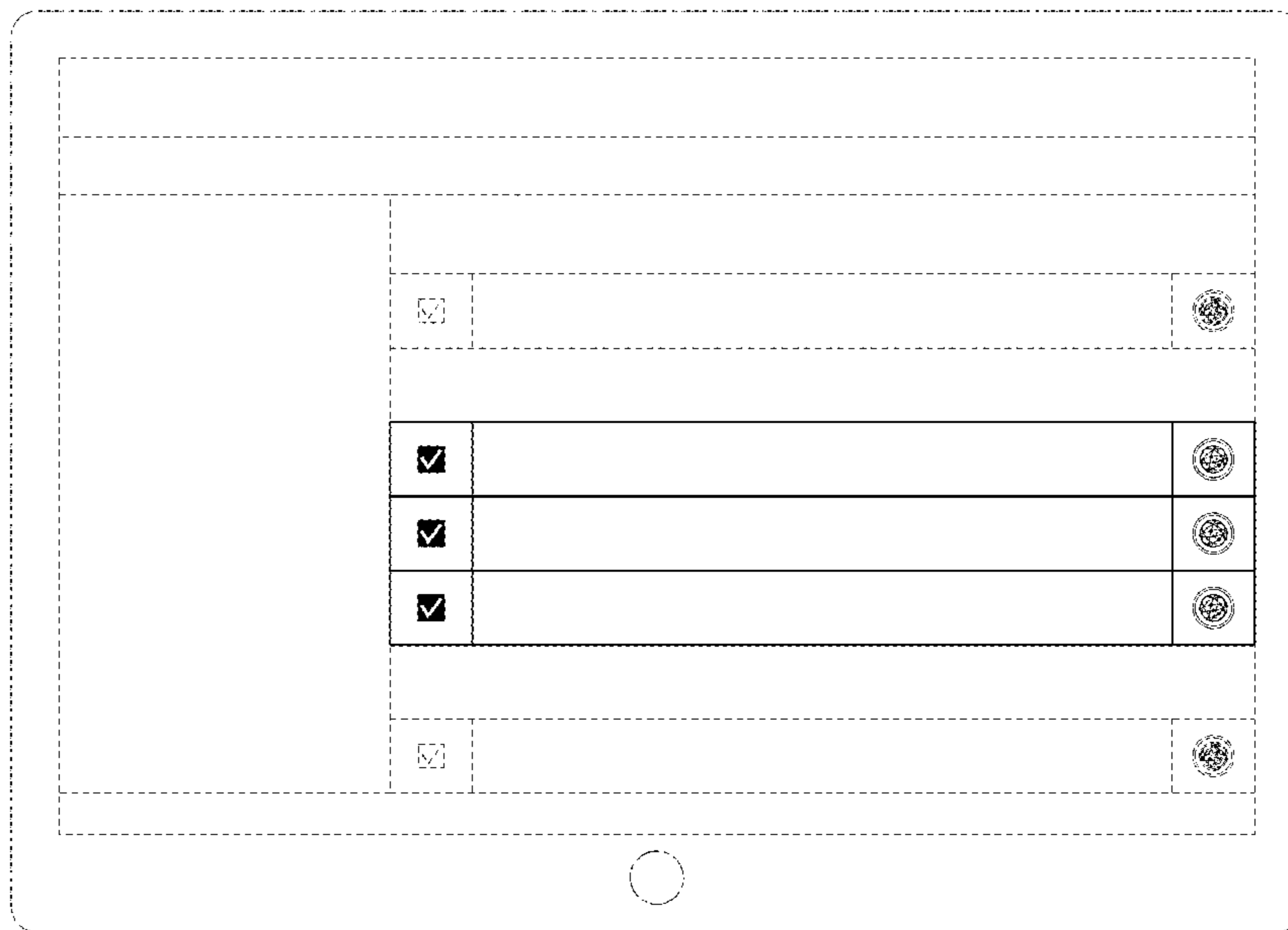
**U.S. PATENT DOCUMENTS**

D341,848 S *	11/1993	Bigelow	.....	D14/492
D409,173 S *	5/1999	Anderson	.....	D14/486
D435,257 S *	12/2000	Woods	.....	D14/485
D496,666 S *	9/2004	Krakirian	.....	D14/486
D507,798 S *	7/2005	Jewitt	.....	D14/486
D522,529 S *	6/2006	Gibson	.....	D14/489
D543,992 S *	6/2007	Vigesaa	.....	D14/487
D601,169 S *	9/2009	LaManna	.....	D14/492
D603,867 S *	11/2009	La	.....	D14/488
D658,667 S *	5/2012	Cho	.....	D14/486
D658,679 S *	5/2012	Davydov	.....	D14/489
D662,507 S *	6/2012	Mori	.....	D14/486

FIG. 1 is a front view of a display screen with graphical user interface showing our new design;  
FIG. 2 is a front view of a second embodiment thereof;  
FIG. 3 is a front view of the embodiment of FIG. 1 shown in an alternate environment; and,  
FIG. 4 is a front view of the embodiment of FIG. 1 shown in a second alternate environment.

The long and short dashed line showing in FIGS. 1-4 of the display screen forms no part of the claimed design. The long and short dashed line showing in FIG. 4 of the boundary of the graphical user interface forms no part of the claimed design. The dashed broken line showing in FIGS. 1-4 of the remainder of the graphical user interface forms no part of the claimed design.

**1 Claim, 4 Drawing Sheets**



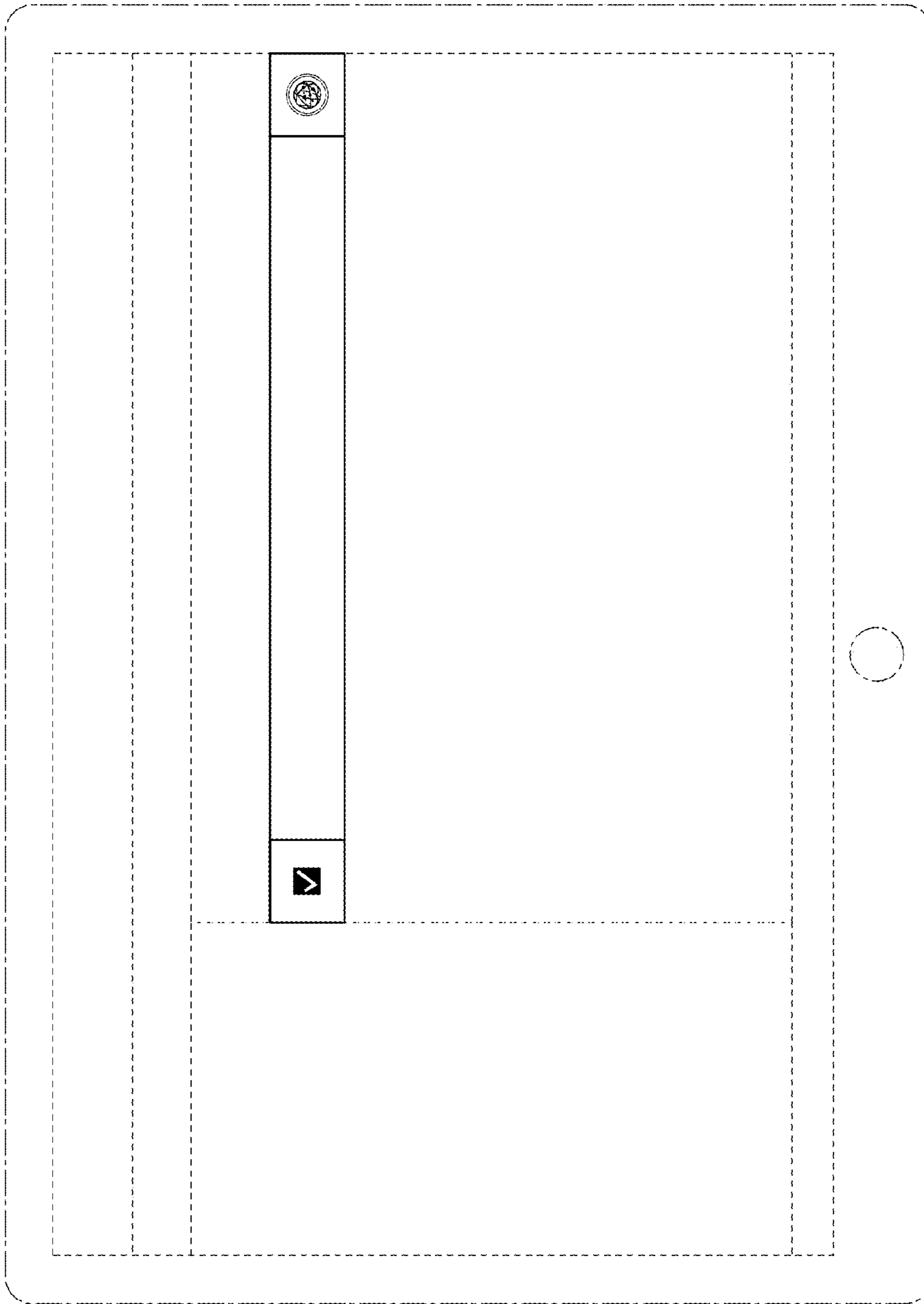


FIG. 1

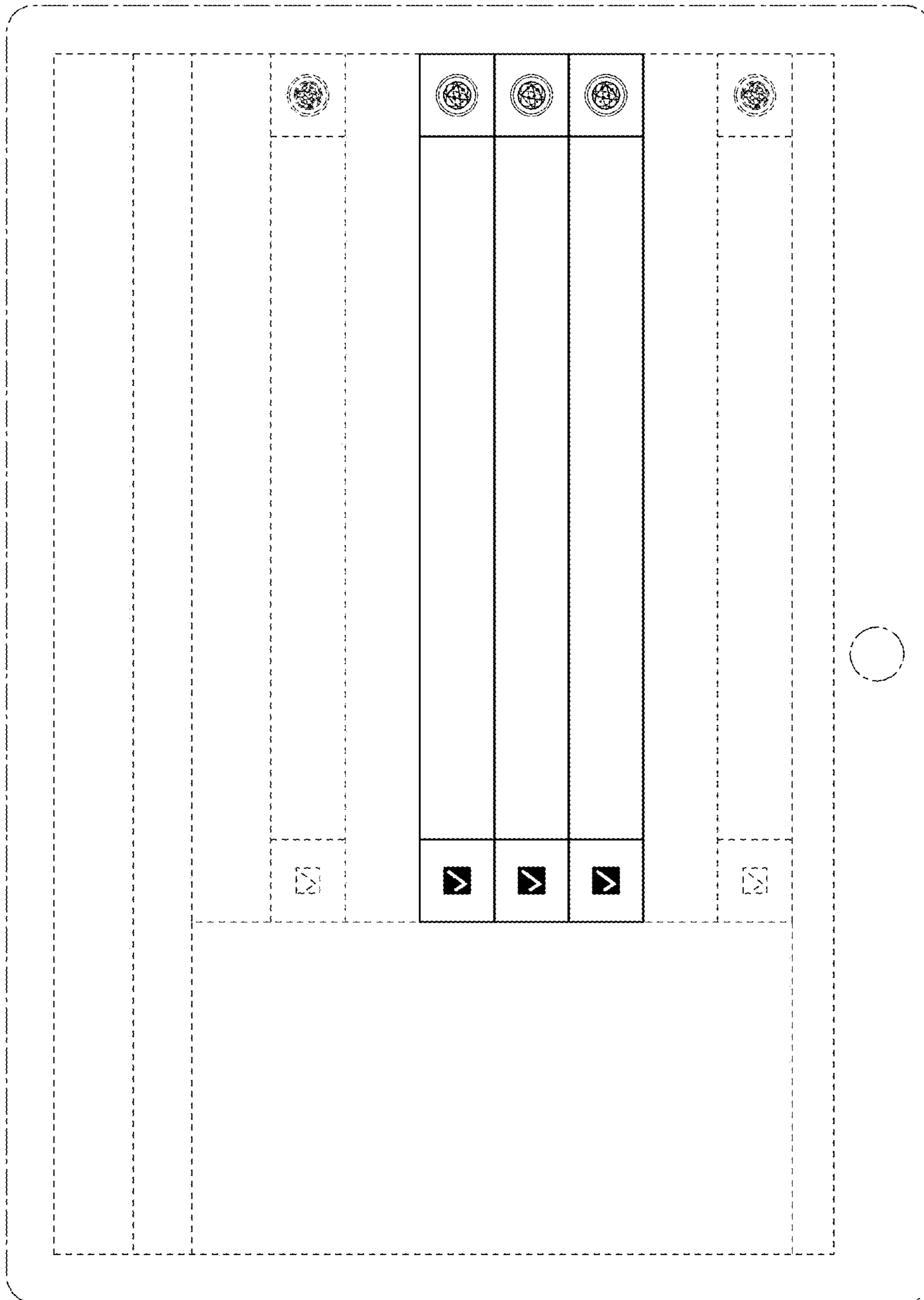


FIG. 2

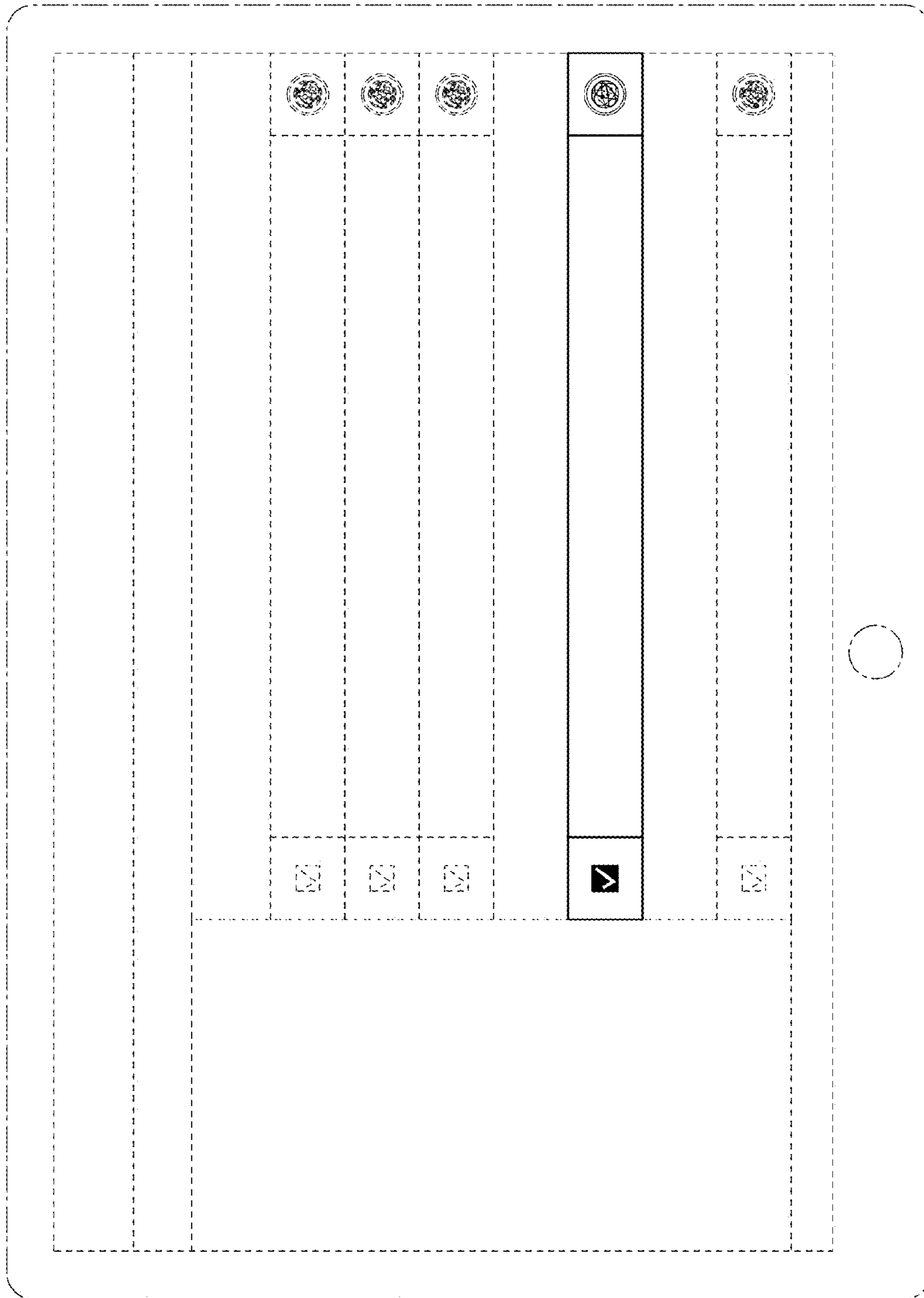


FIG. 3

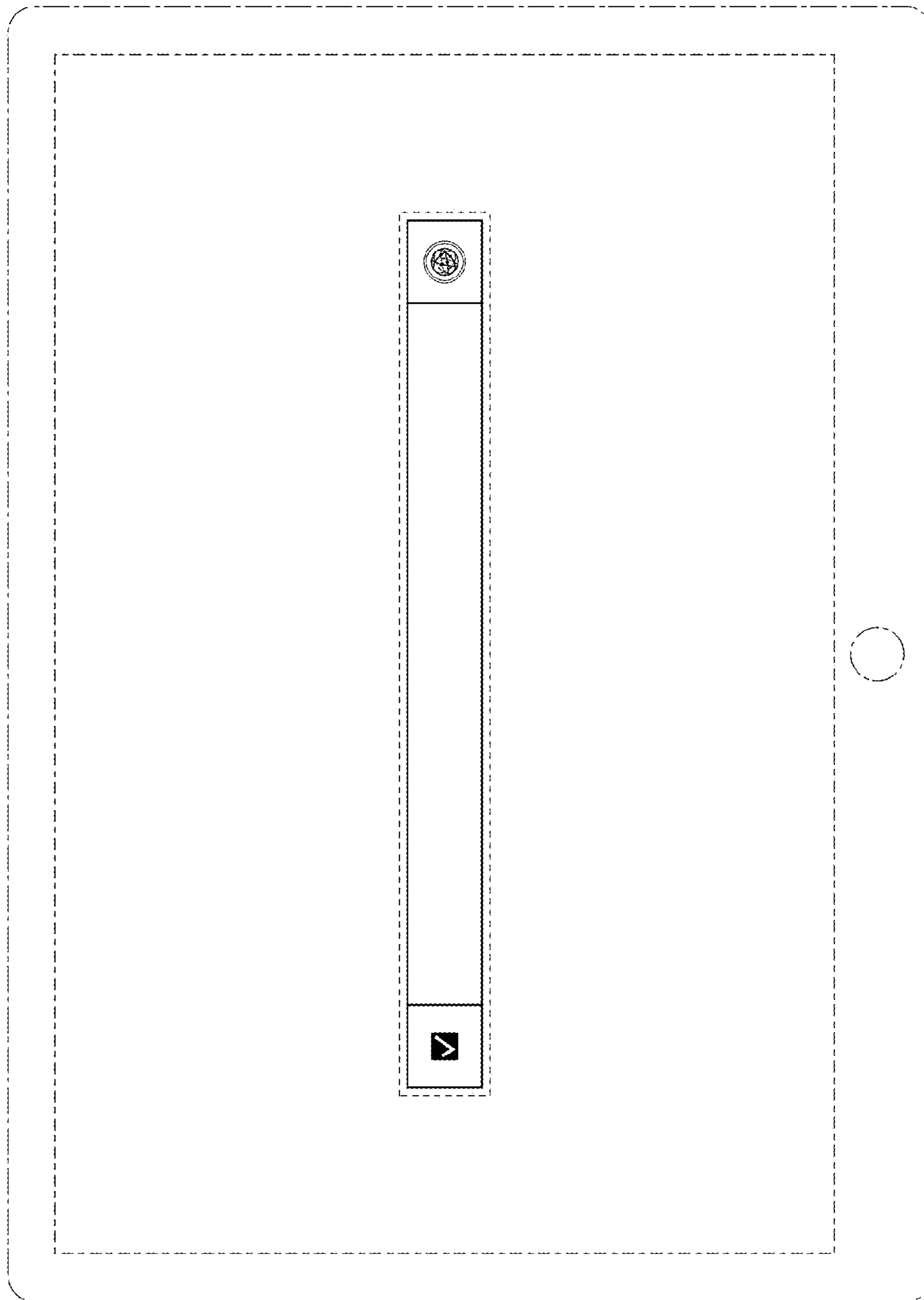


FIG. 4