



US00D753683S

(12) **United States Design Patent**
Guilleminot et al.

(10) **Patent No.:** **US D753,683 S**

(45) **Date of Patent:** **** Apr. 12, 2016**

(54) **OVEN DISPLAY SCREEN WITH GRAPHICAL USER INTERFACE**

(75) Inventors: **Raphael Guilleminot**, San Francisco, CA (US); **Phillip Montanye**, New Bern, NC (US); **Graham Sadtler**, Huntington Beach, CA (US); **Elysa Soffer**, San Francisco, CA (US); **Robert Tannen**, Philadelphia, PA (US)

(73) Assignee: **BSH Home Appliances Corporation**, Irvine, CA (US)

(**) Term: **14 Years**

(21) Appl. No.: **29/428,663**

(22) Filed: **Aug. 2, 2012**

(51) **LOC (10) Cl.** **14-04**

(52) **U.S. Cl.**
USPC **D14/486**

(58) **Field of Classification Search**
USPC D14/485–495
CPC G06F 3/048–3/04897; F24C 7/082
See application file for complete search history.

(56) **References Cited**

U.S. PATENT DOCUMENTS

D323,492 S *	1/1992	Fulton et al.	D14/453
D506,474 S *	6/2005	Gildred	D14/486
7,444,593 B1 *	10/2008	Reid	715/723
D594,020 S *	6/2009	Ball et al.	D14/486
D627,790 S *	11/2010	Chaudhri	D14/486
D642,588 S *	8/2011	Anzures	D14/486
D644,239 S *	8/2011	Anzures et al.	D14/486
8,082,008 B2 *	12/2011	Hoffman et al.	455/566
D656,511 S *	3/2012	Hally et al.	D14/486

2001/0020955 A1 *	9/2001	Nakagawa et al.	345/745
2005/0055641 A1 *	3/2005	Machida	715/734
2007/0033530 A1 *	2/2007	Motoyama et al.	715/736
2008/0184120 A1 *	7/2008	O'Brien-Strain et al.	715/723
2008/0294994 A1 *	11/2008	Kruger et al.	715/733
2009/0076726 A1 *	3/2009	Gemignani et al.	701/213
2009/0100340 A1 *	4/2009	Paek et al.	715/728
2009/0222420 A1 *	9/2009	Hirata	707/3
2011/0012931 A1 *	1/2011	Abe	345/671
2011/0151072 A1 *	6/2011	Anderson et al.	426/231
2011/0289423 A1 *	11/2011	Kim et al.	715/741
2012/0036442 A1 *	2/2012	Dare et al.	715/736

* cited by examiner

Primary Examiner — Richelle G Shelton

(74) *Attorney, Agent, or Firm* — James E. Howard; Andre Pallapies

(57) **CLAIM**

The ornamental design for an oven display screen with graphical user interface, as shown and described.

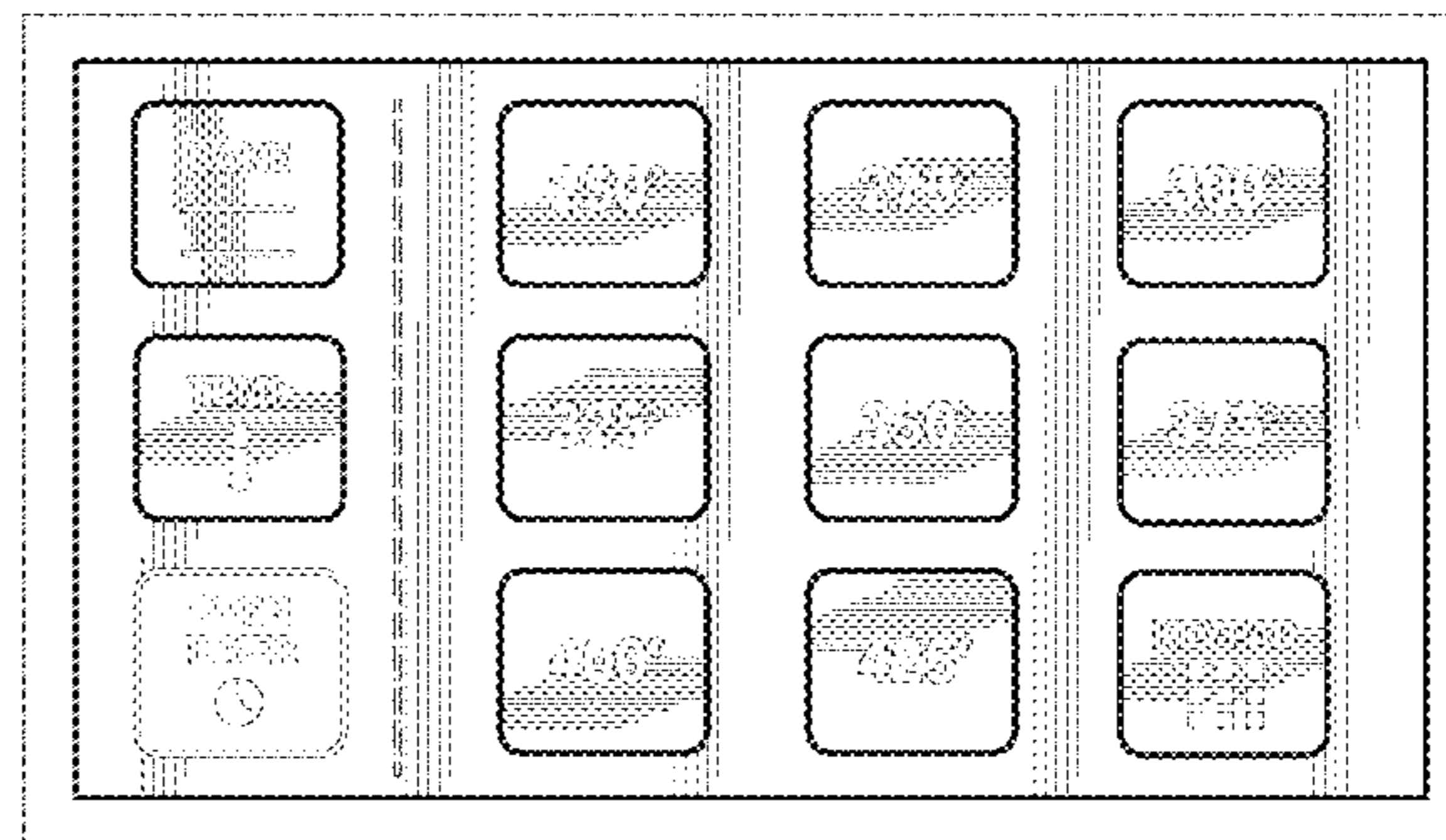
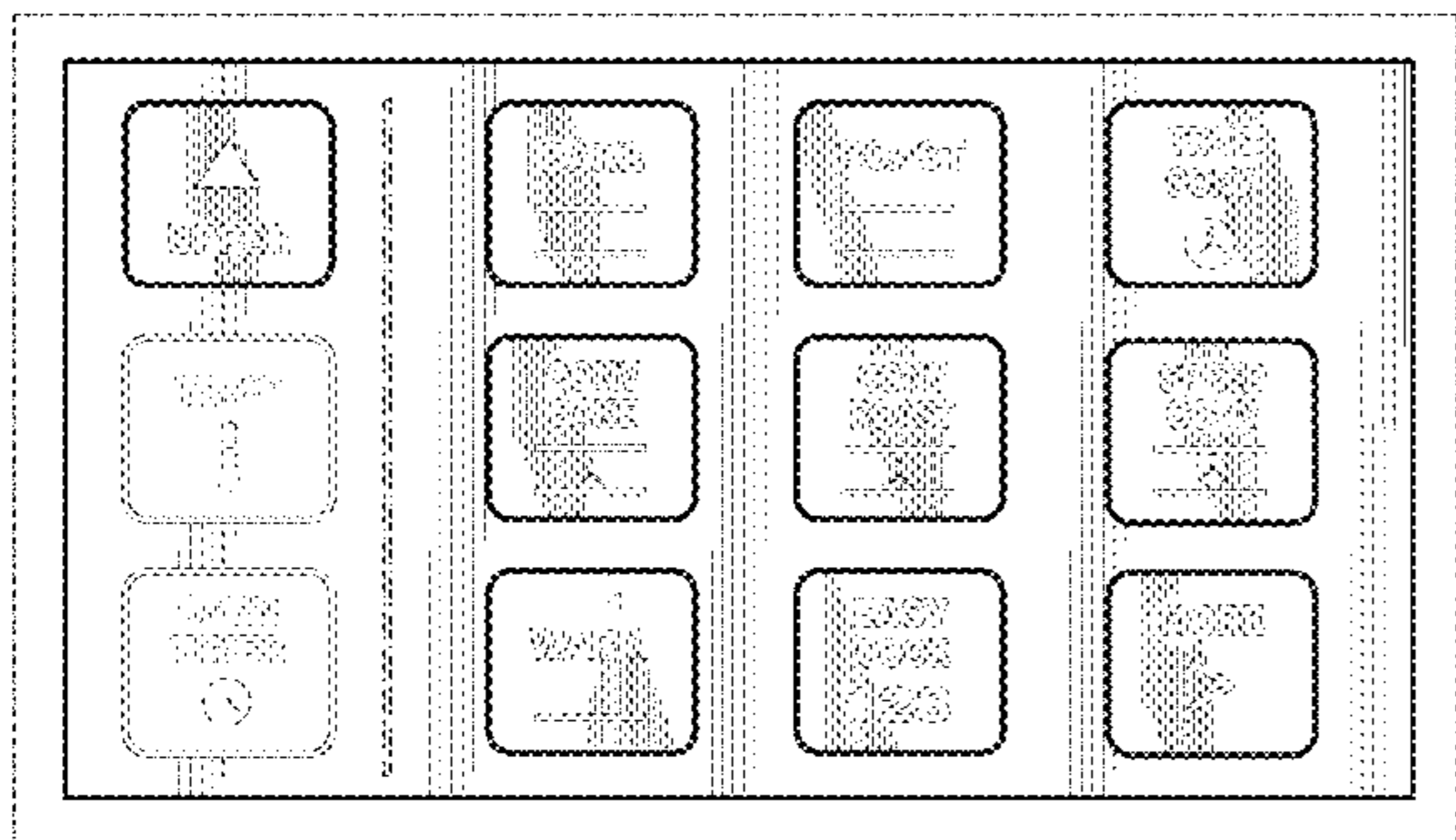
DESCRIPTION

FIG. 1 is a front view of an oven display screen with graphical user interface according to our new ornamental design, shown with the upper button in the first column activated to enable a plurality of sub-menu selections that include vertical lines; and,

FIG. 2 is a front view of a second embodiment of FIG. 1, shown with the middle button in the first column activated to enable a plurality of sub-menu selections that include horizontal lines.

The dash-dot broken line showing of a vertical line forms no part of the claimed design. The dash-dash broken line showing of the remainder of the graphical user interface and of a display screen forms no part of the claimed design.

1 Claim, 2 Drawing Sheets



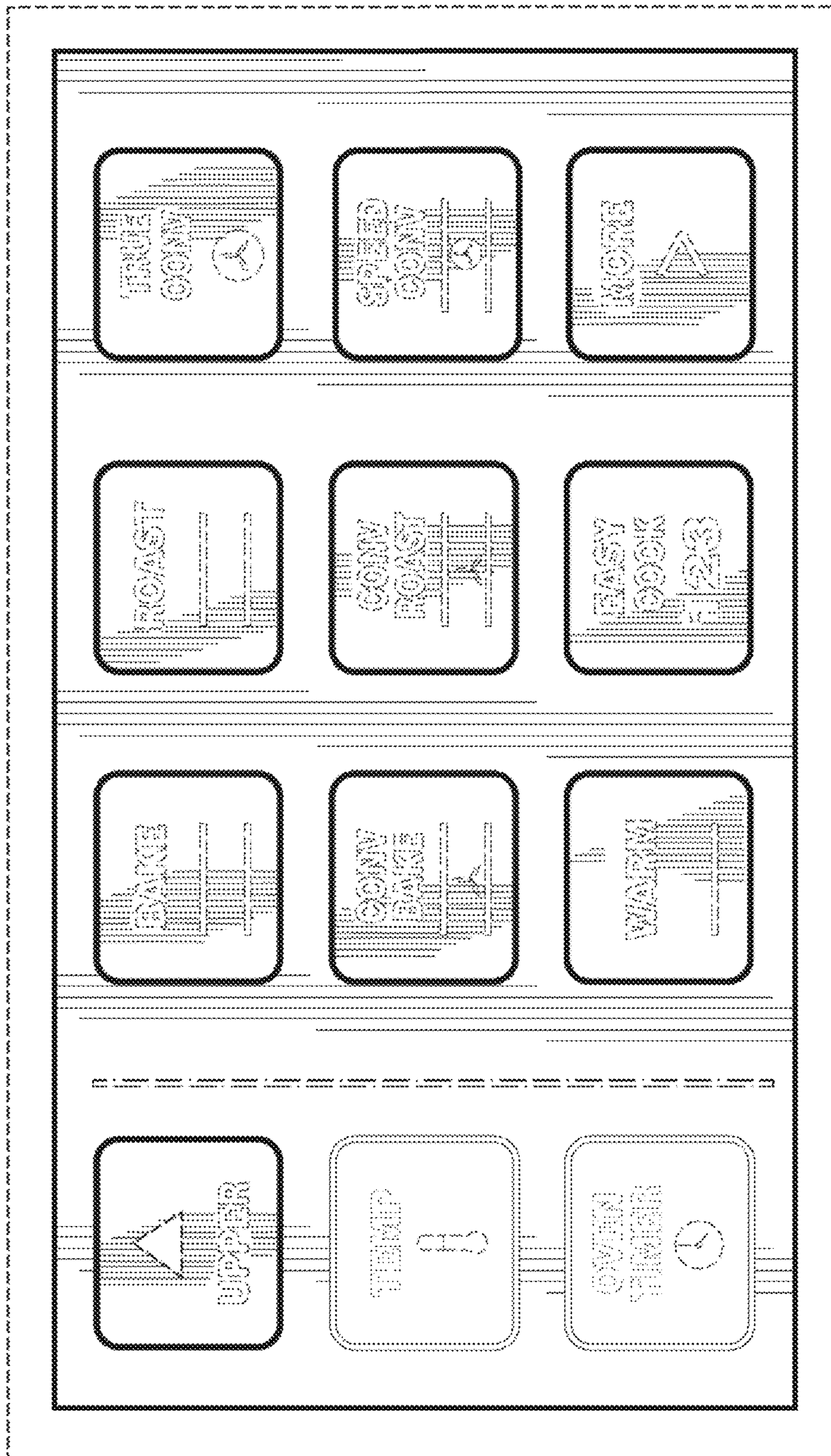


FIG. 1

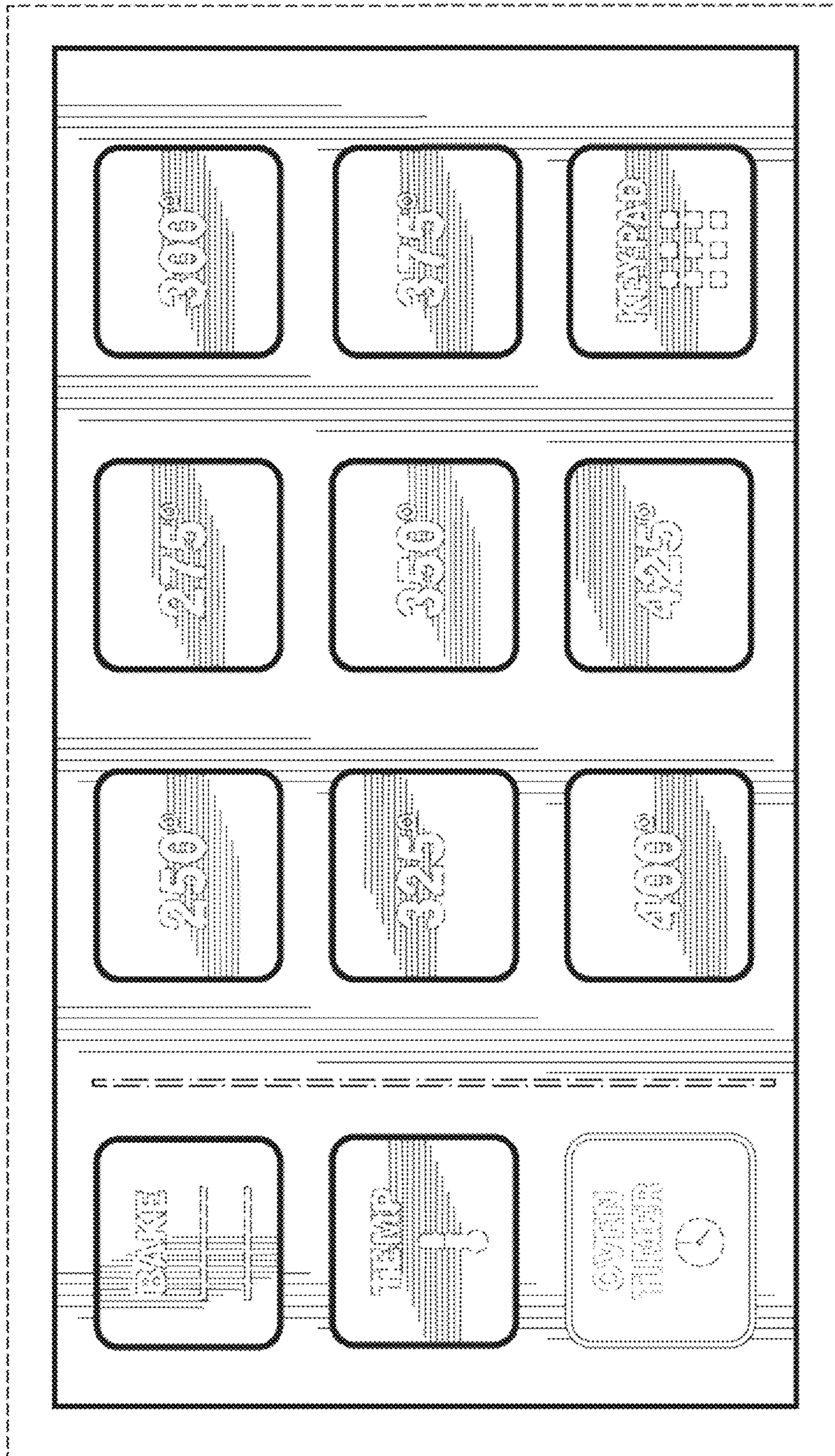


FIG. 2