



US00D753666S

(12) **United States Design Patent**  
**Li et al.**

(10) **Patent No.:** **US D753,666 S**  
(45) **Date of Patent:** **\*\* Apr. 12, 2016**

(54) **DISPLAY SCREEN PORTION WITH GRAPHICAL USER INTERFACE**

(71) Applicant: **Tencent Technology (Shenzhen) Company Limited**, Shenzhen, Guangdong (CN)

(72) Inventors: **Wei Li**, Shenzhen (CN); **Ling Li**, Shenzhen (CN)

(73) Assignee: **Tencent Technology (Shenzhen) Company Limited** (CN)

(\*\*) Term: **14 Years**

(21) Appl. No.: **29/454,940**

(22) Filed: **May 15, 2013**

(51) **LOC (10) Cl.** ..... **14-04**

(52) **U.S. Cl.**  
USPC ..... **D14/485**

(58) **Field of Classification Search**  
USPC ..... D14/485–495  
CPC ..... G06F 3/048–3/04897  
See application file for complete search history.

(56) **References Cited**

**U.S. PATENT DOCUMENTS**

- 7,096,431 B2 \* 8/2006 Tambata ..... G01C 21/3664 701/1
- D582,934 S \* 12/2008 Byeon ..... D14/486
- D602,942 S \* 10/2009 Bennett ..... D14/485
- D603,421 S \* 11/2009 Ebeling ..... D14/489
- D608,791 S 1/2010 Canu-Chiesa

- D626,131 S 10/2010 Kruzeniski et al.
- 2002/0003534 A1 1/2002 Hayashi et al.
- 2003/0164847 A1 9/2003 Zaima et al.
- 2003/0199284 A1 \* 10/2003 Christiansen ..... G06F 3/04847 455/522
- 2011/0271192 A1 11/2011 Jones et al.
- 2012/0147013 A1 6/2012 Masuda et al.
- 2013/0069893 A1 \* 3/2013 Brinda ..... G06F 3/0488 345/173
- 2013/0120401 A1 5/2013 Borysenko et al.

\* cited by examiner

*Primary Examiner* — Richelle G Shelton

(74) *Attorney, Agent, or Firm* — Design IP

(57) **CLAIM**

The ornamental design for a display screen portion with graphical user interface, as shown and described.

**DESCRIPTION**

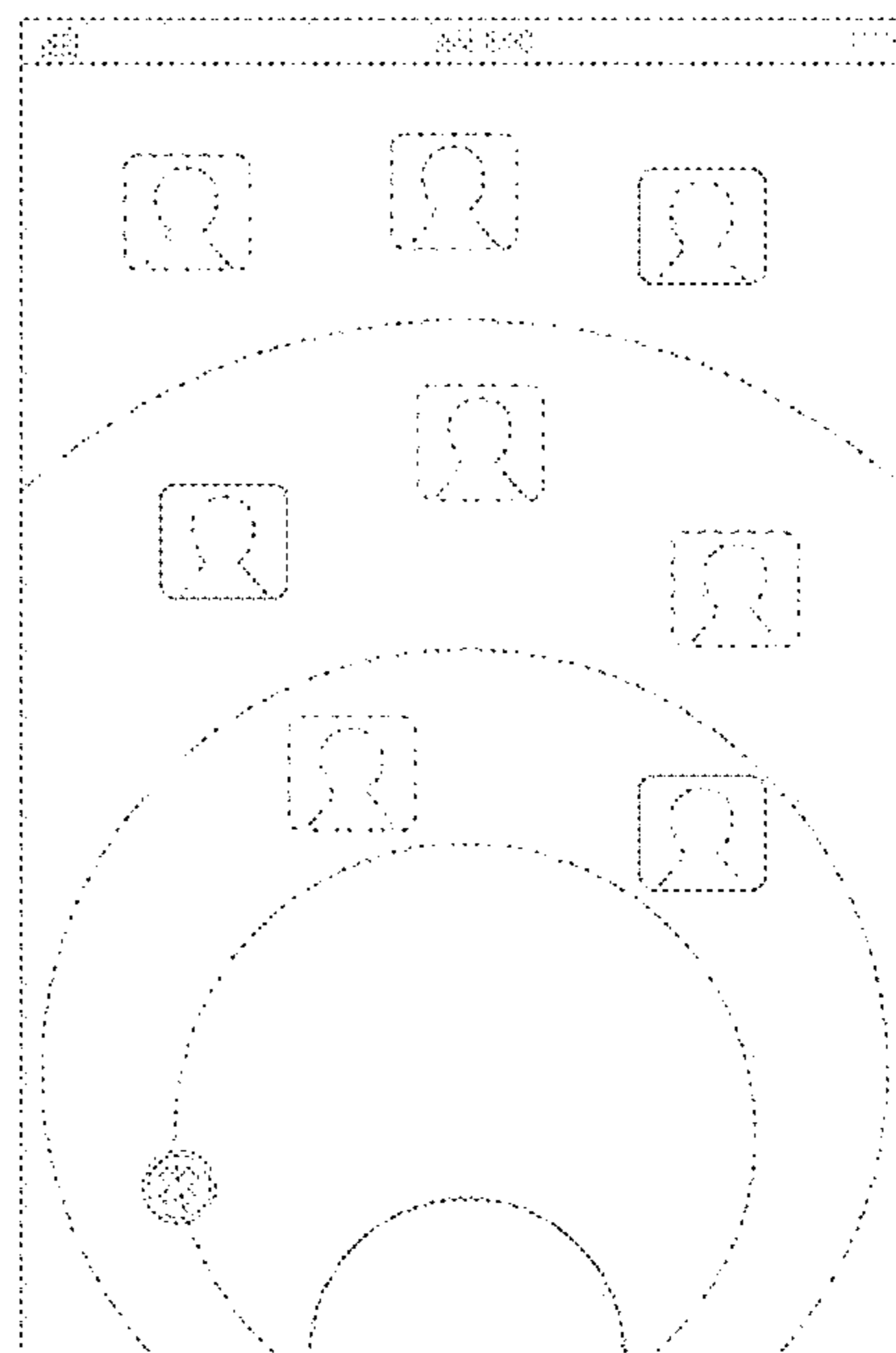
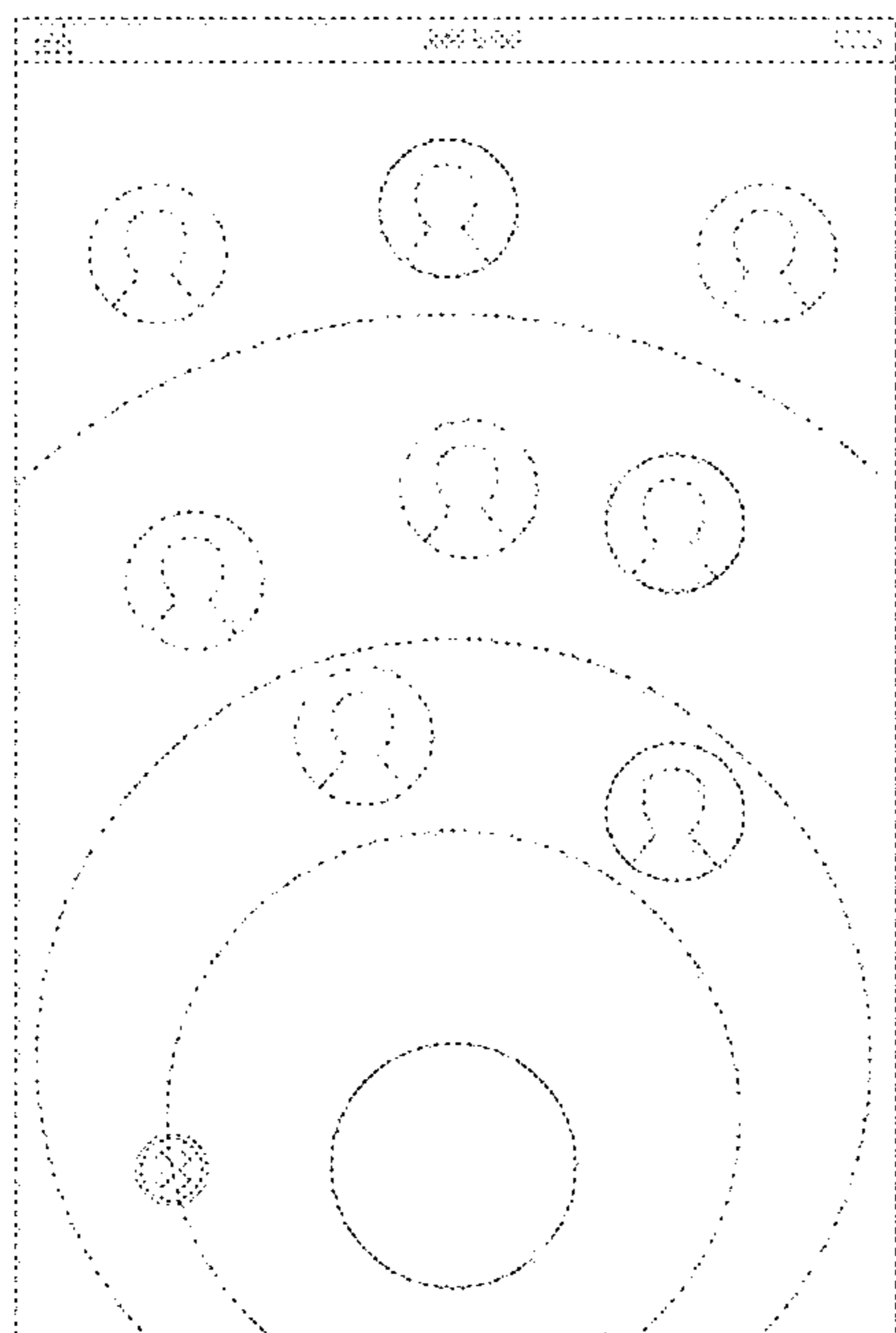
FIG. 1 is a front view of a first embodiment of a display screen portion with graphical user interface showing our new design; FIG. 2 is a front view of a second embodiment of a display screen portion with graphical user interface showing our new design;

FIG. 3 is a front view of a third embodiment of a display screen portion with graphical user interface showing our new design; and,

FIG. 4 is a front view of a fourth embodiment of a display screen portion with graphical user interface showing our new design.

The broken line showing of the display screen portion and remainder of the graphical user interface forms no part of the claimed design.

**1 Claim, 4 Drawing Sheets**



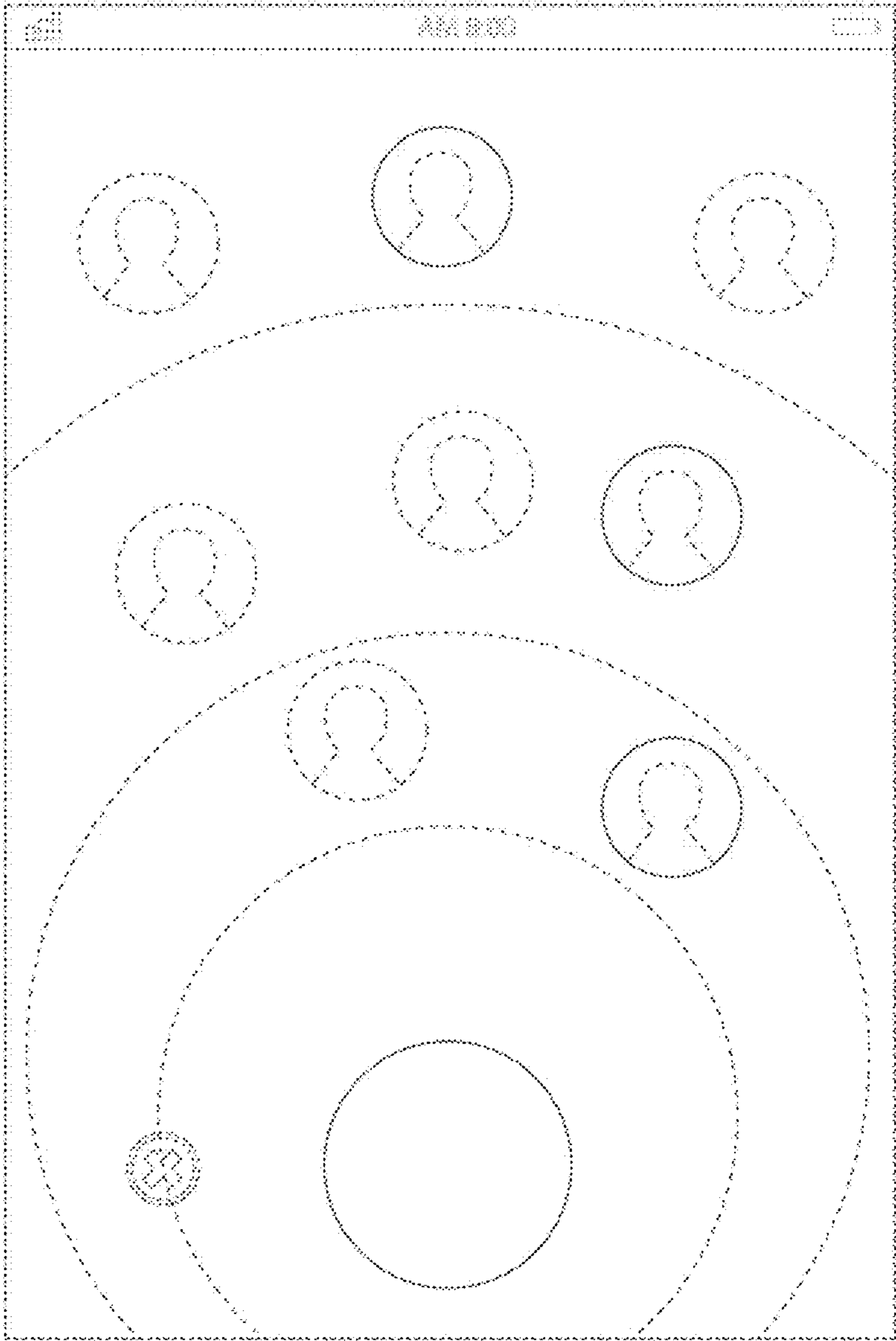


FIG. 1

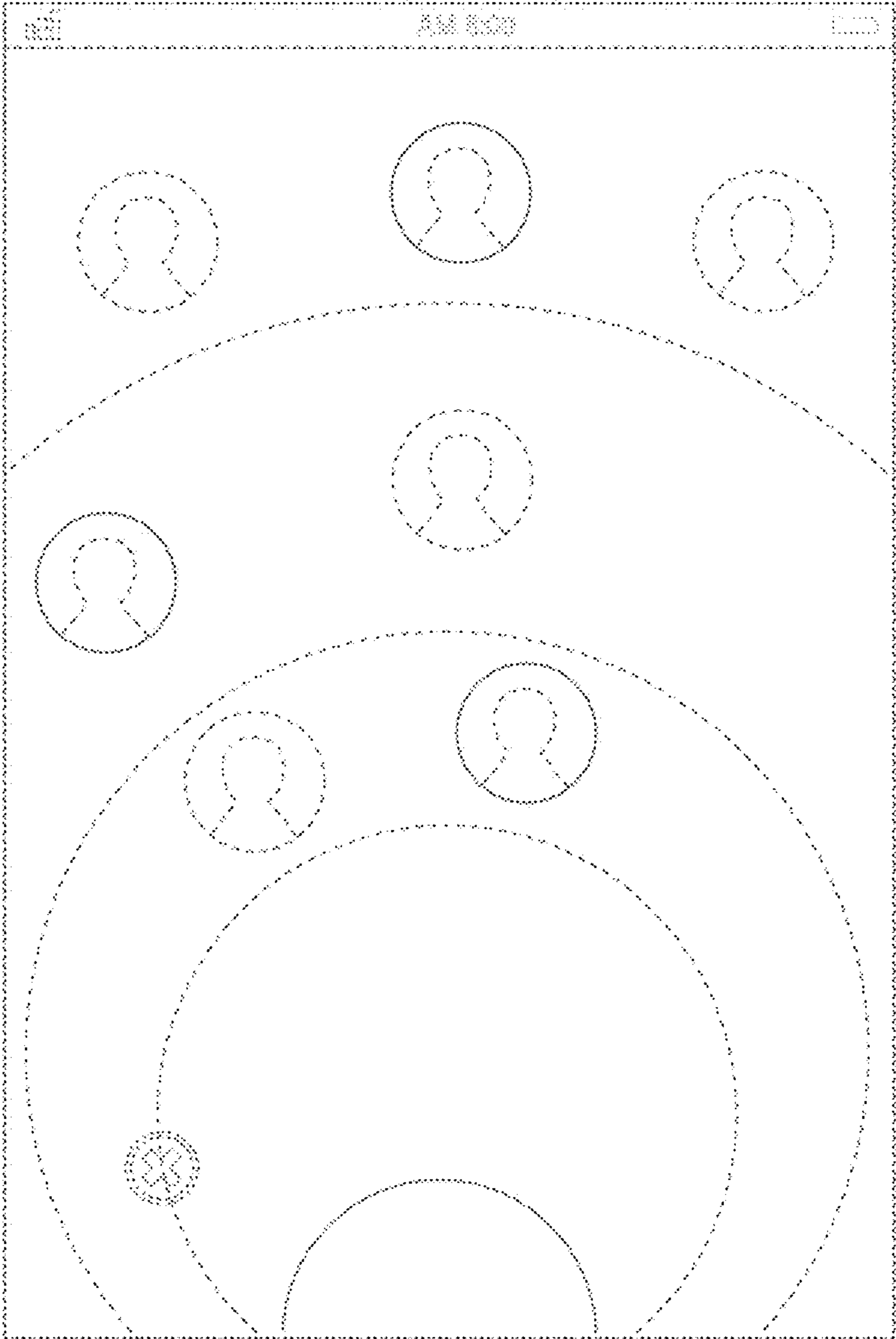


FIG. 2

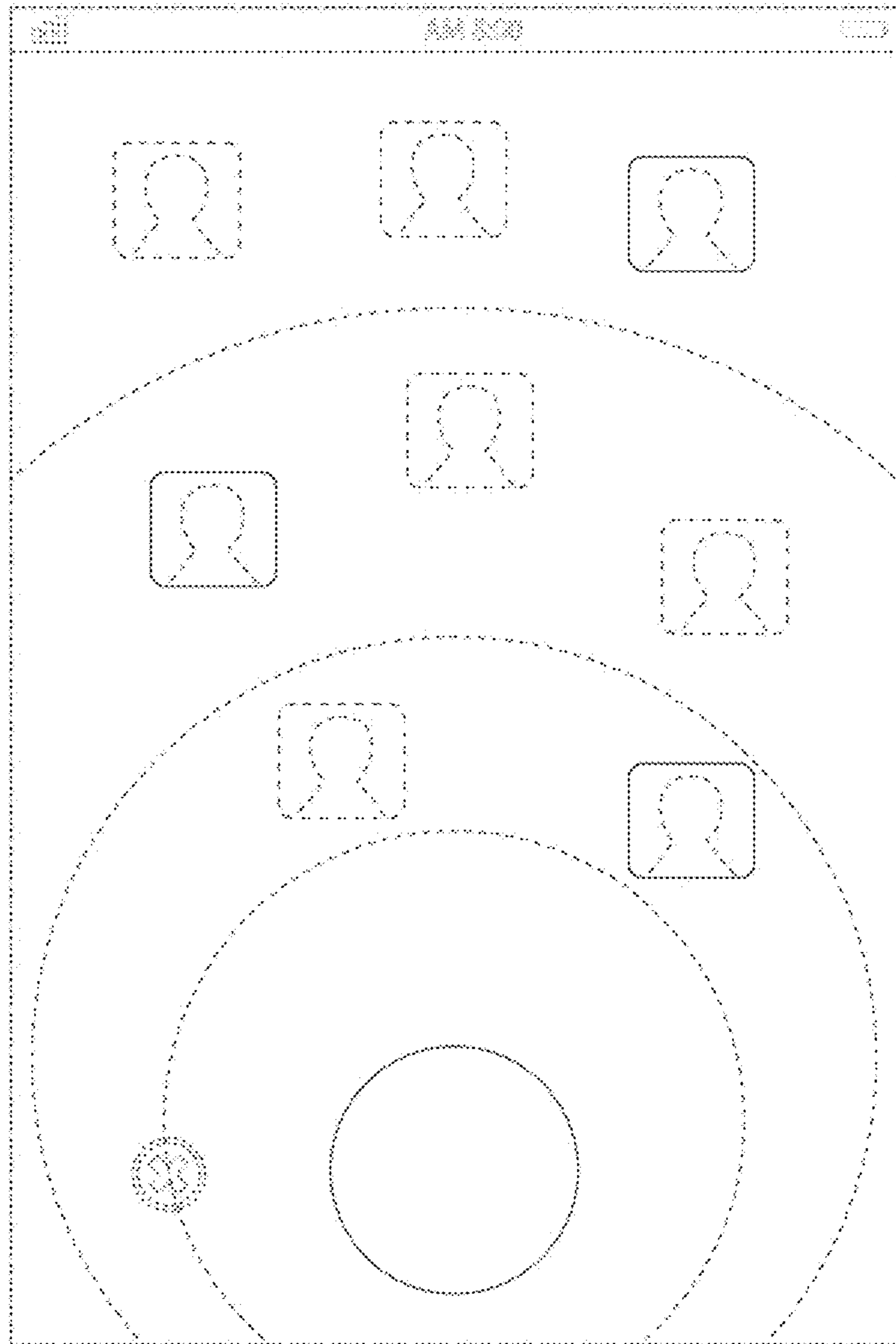


FIG. 3

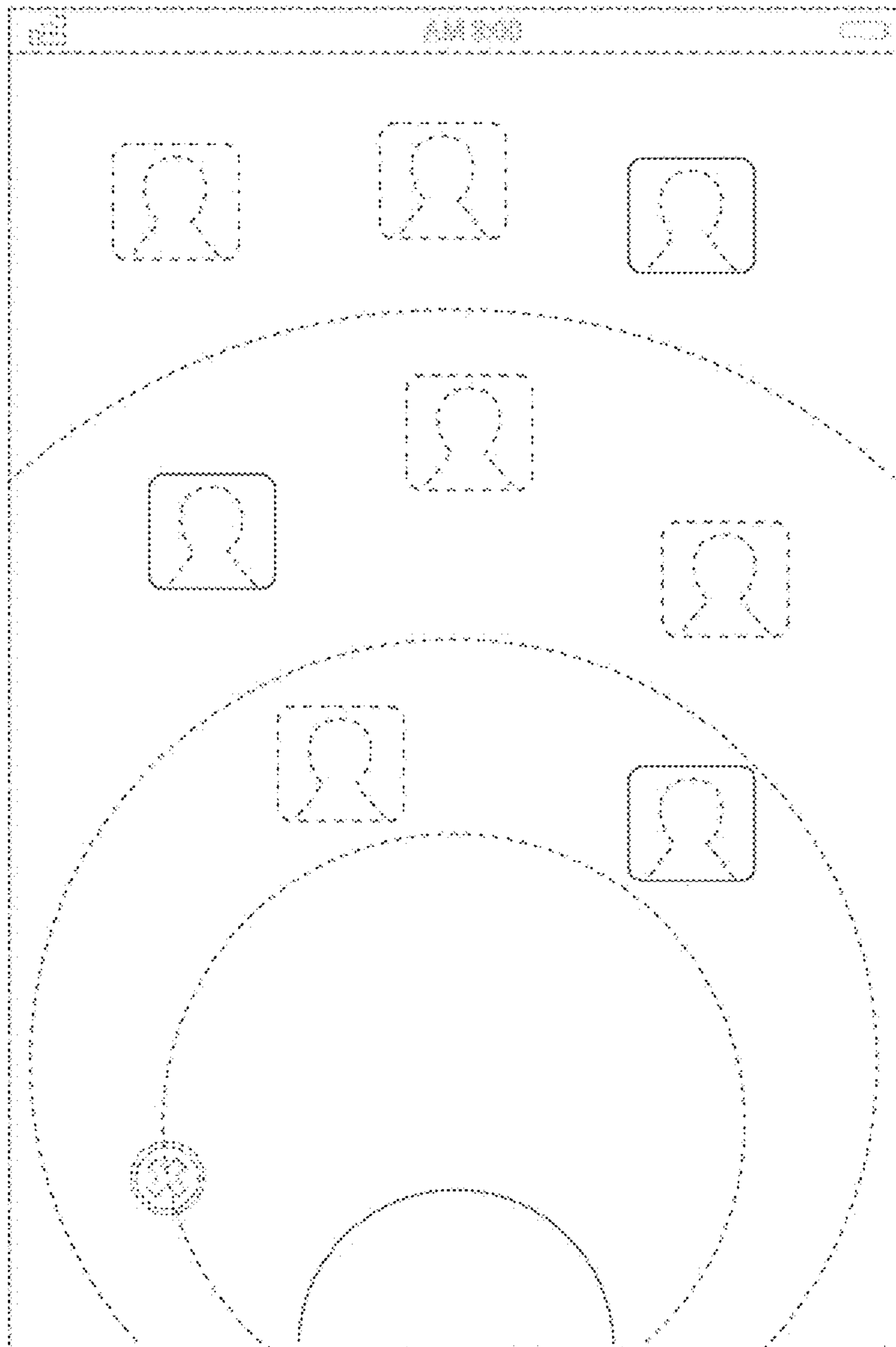


FIG. 4