



US00D753659S

(12) **United States Design Patent**
Schoeck et al.

(10) **Patent No.:** **US D753,659 S**
(45) **Date of Patent:** **** Apr. 12, 2016**

(54) **ELECTRONIC MOUSE**
(71) Applicant: **Microsoft Corporation**, Redmond, WA (US)
(72) Inventors: **Kaitlyn Schoeck**, Seattle, WA (US);
Katherine Bailey, Seattle, WA (US);
Hua Wang, Sammamish, WA (US)
(73) Assignee: **Microsoft Corporation**, Redmond, WA (US)

D591,749 S * 5/2009 Huang D14/402
D606,046 S * 12/2009 Bradford D14/218
D616,888 S * 6/2010 Chen D14/407
D621,837 S * 8/2010 Ho D14/407
D635,570 S * 4/2011 Kujawski D14/402
D643,429 S * 8/2011 Ferwerda D14/407
D647,093 S * 10/2011 Kim D14/407
D672,753 S * 12/2012 Kadivar D14/218
D685,791 S * 7/2013 Widiawan D14/402
D689,494 S * 9/2013 Widiawan D14/408
D712,381 S * 9/2014 Hwang D14/218
D715,801 S * 10/2014 Lee D14/407
D726,727 S * 4/2015 Holz D14/407

(**) Term: **14 Years**

* cited by examiner

(21) Appl. No.: **29/526,640**

Primary Examiner — Austin Murphy

(22) Filed: **May 12, 2015**

(74) *Attorney, Agent, or Firm* — Banner & Witcoff, Ltd.

(51) **LOC (10) Cl.** **14-02**

(57) **CLAIM**

(52) **U.S. Cl.**
USPC **D14/407**

The ornamental design for an electronic mouse, as shown and described.

(58) **Field of Classification Search**
USPC D14/402–411, 356, 388, 389, 383–385,
D14/417, 426; 345/156–167; 463/36–38;
358/471, 473; 273/148 B
CPC G06F 3/03543; G06F 2203/0333;
G06F 3/039; G06F 3/038; G06F 2203/0384
See application file for complete search history.

DESCRIPTION

(56) **References Cited**

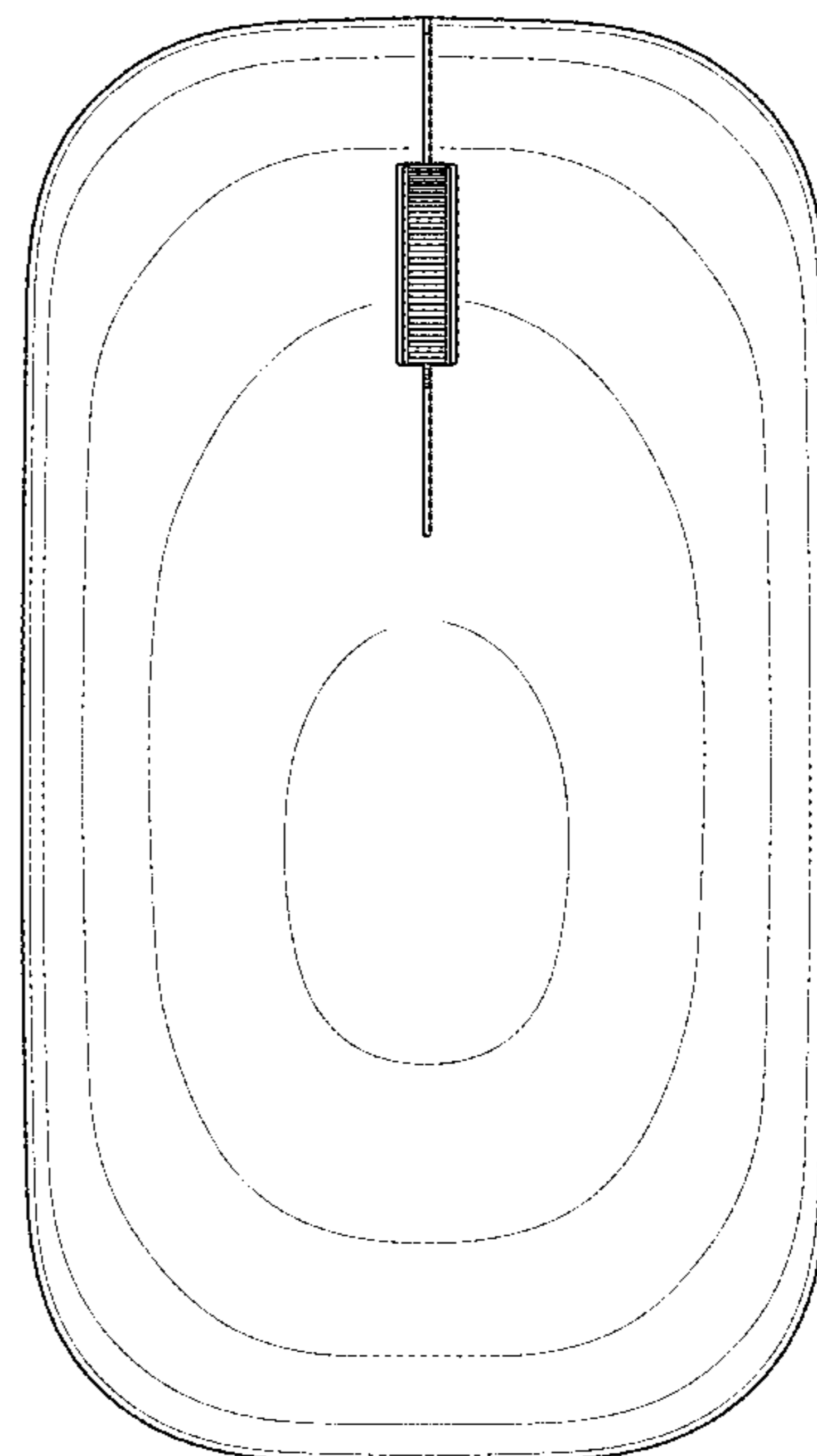
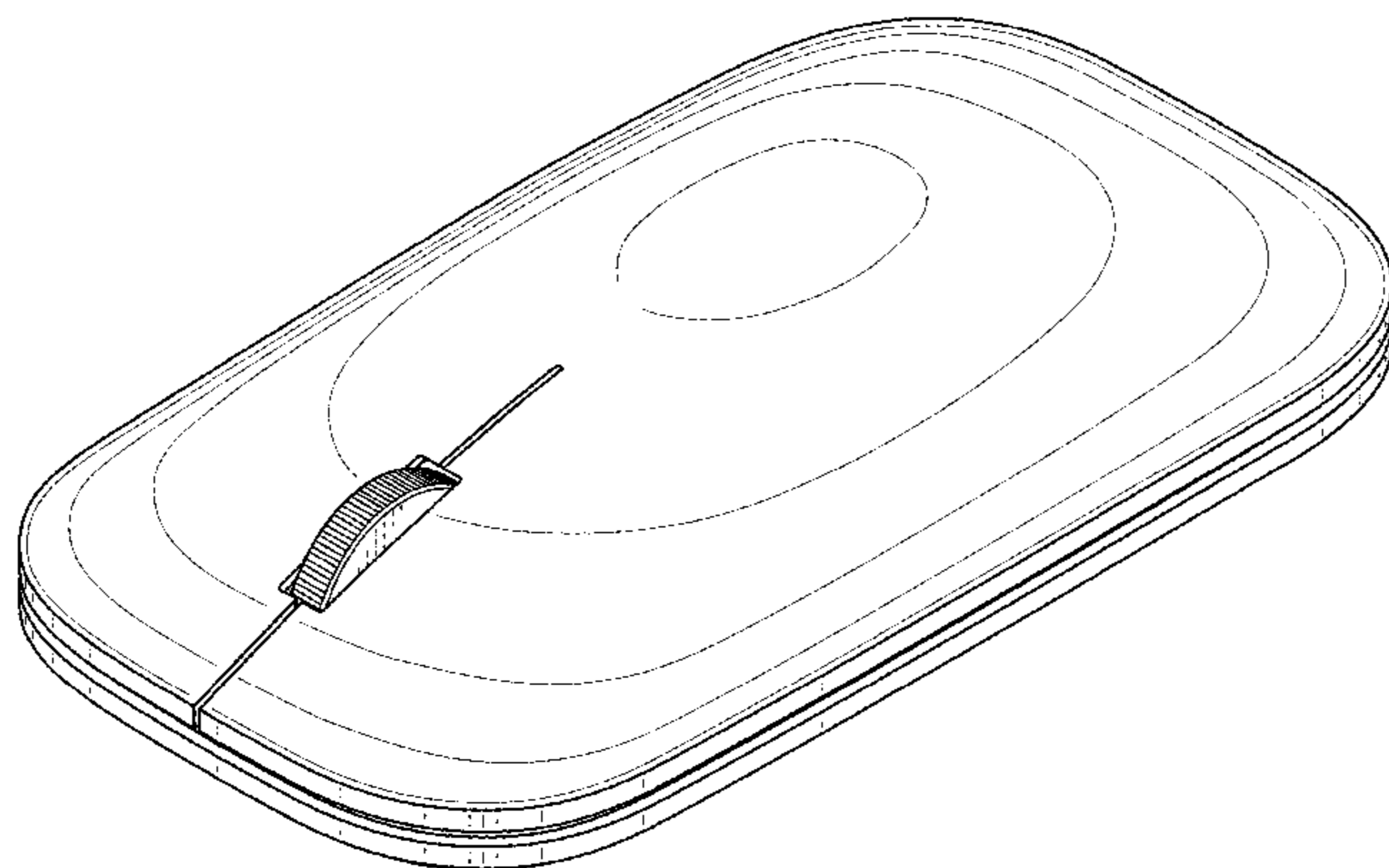
U.S. PATENT DOCUMENTS

D527,731 S * 9/2006 Lee D14/402
D534,535 S * 1/2007 Tzeng D14/407
D545,822 S * 7/2007 Murakami D14/402
D580,938 S * 11/2008 Simonian D14/402
D590,399 S * 4/2009 Chen D14/402

FIG. 1 is a perspective view of an electronic mouse showing our new design;
FIG. 2 is a top view thereof;
FIG. 3 is a left side view thereof;
FIG. 4 is a right side view thereof;
FIG. 5 is a front view thereof;
FIG. 6 is a rear view thereof; and,
FIG. 7 is a bottom view thereof.

The broken line showing of the unshaded region of the electronic mouse in FIGS. 3-7 is for environmental purposes only and forms no part of the claimed design.

1 Claim, 5 Drawing Sheets



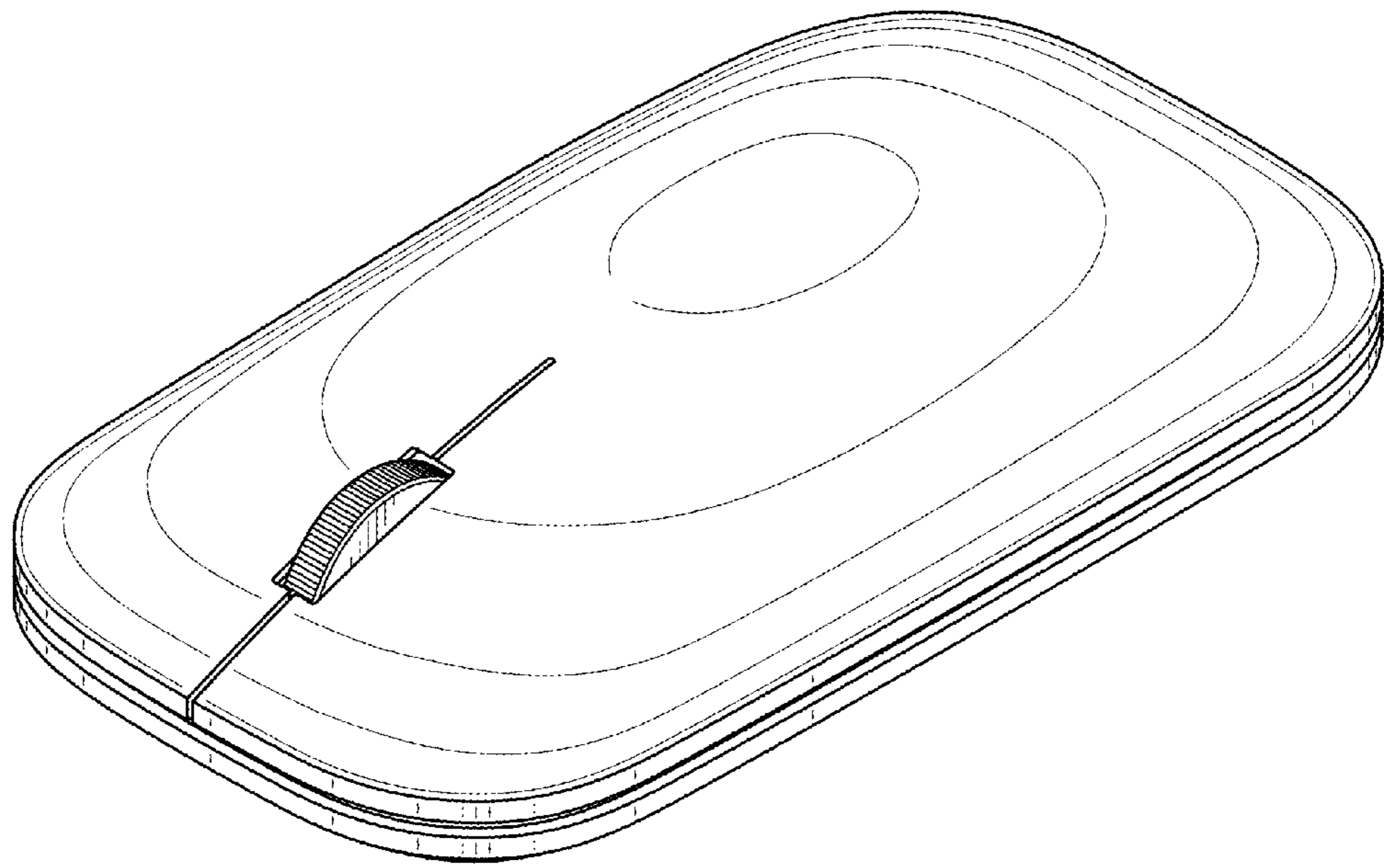


FIG. 1

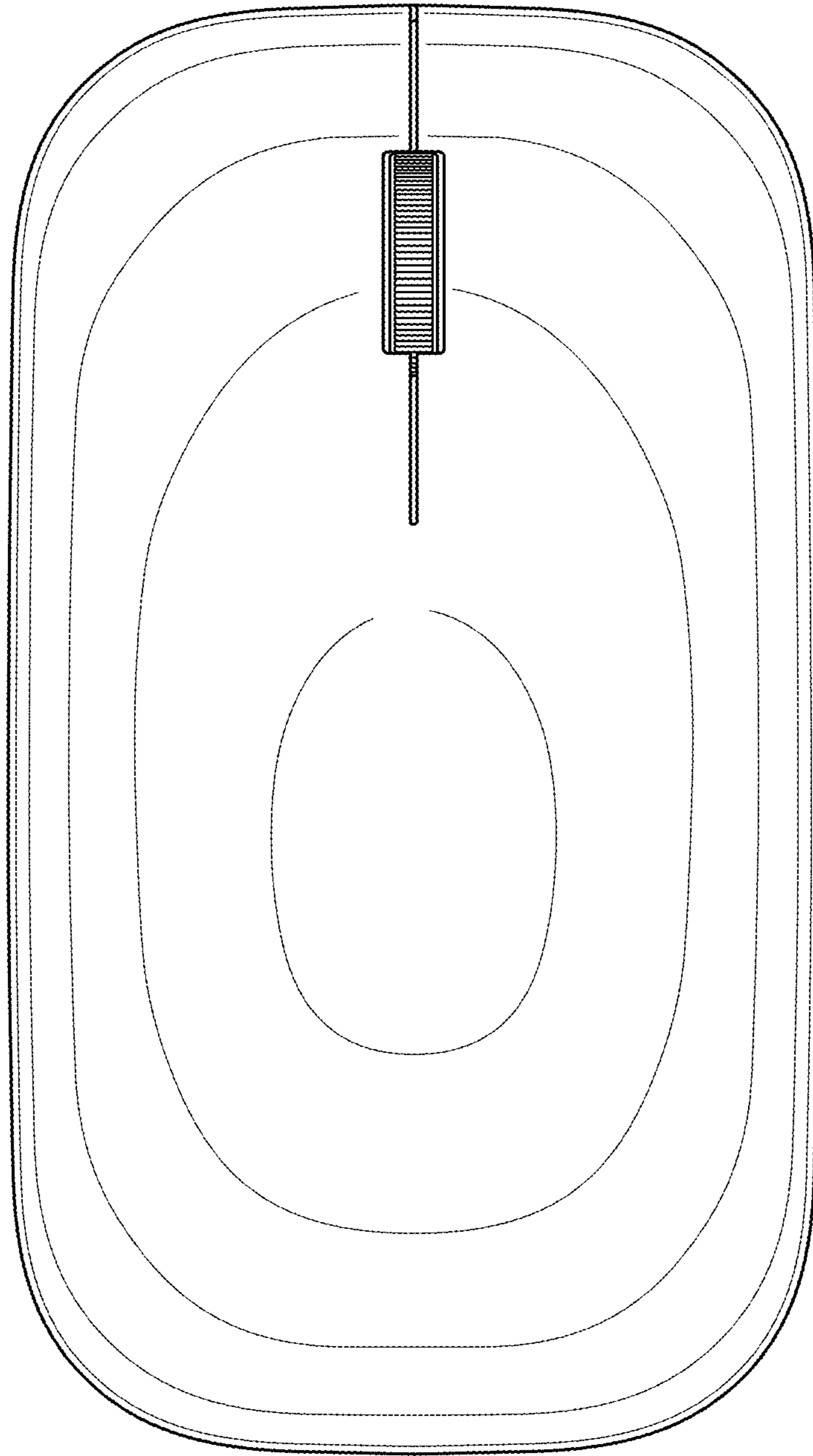


FIG. 2

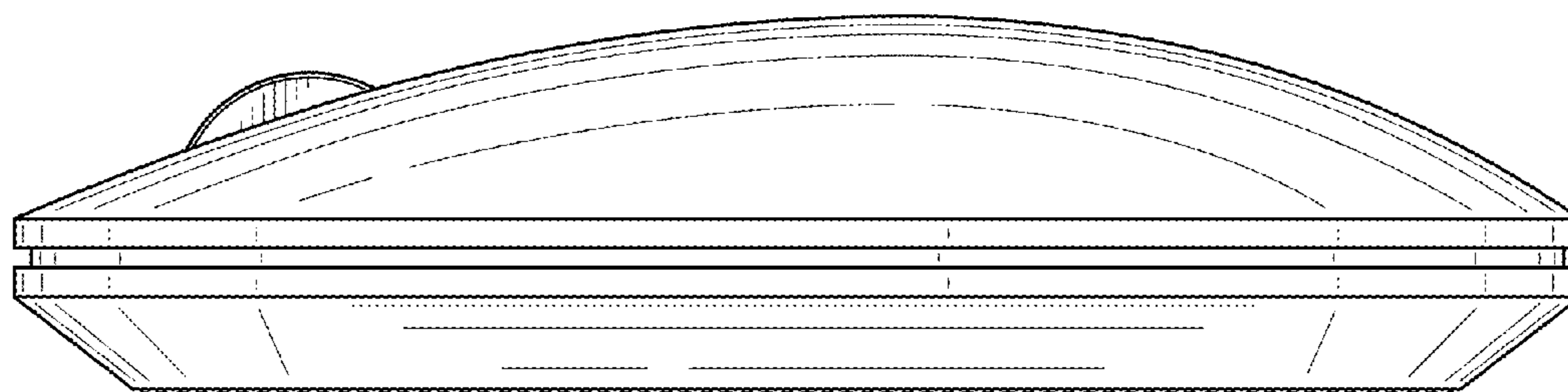


FIG. 3




FIG. 4

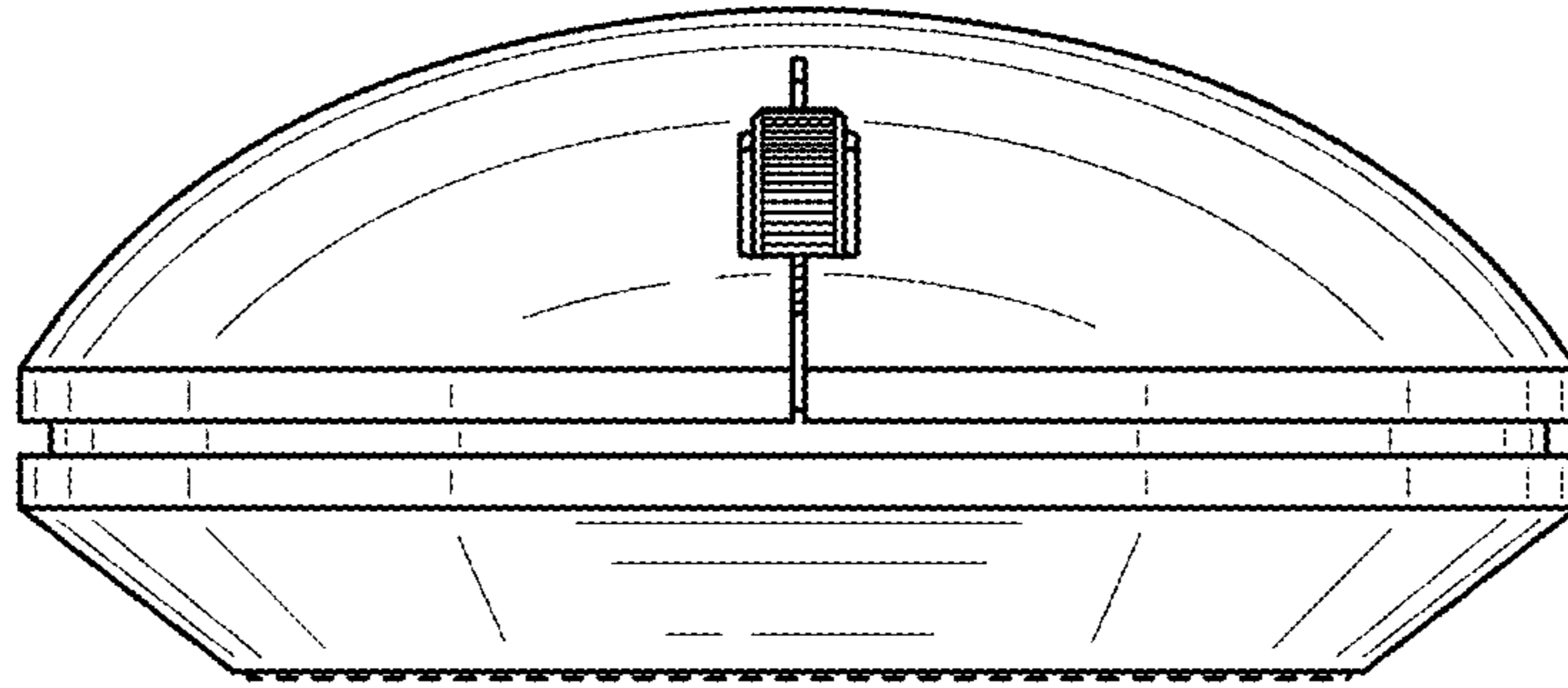


FIG. 5

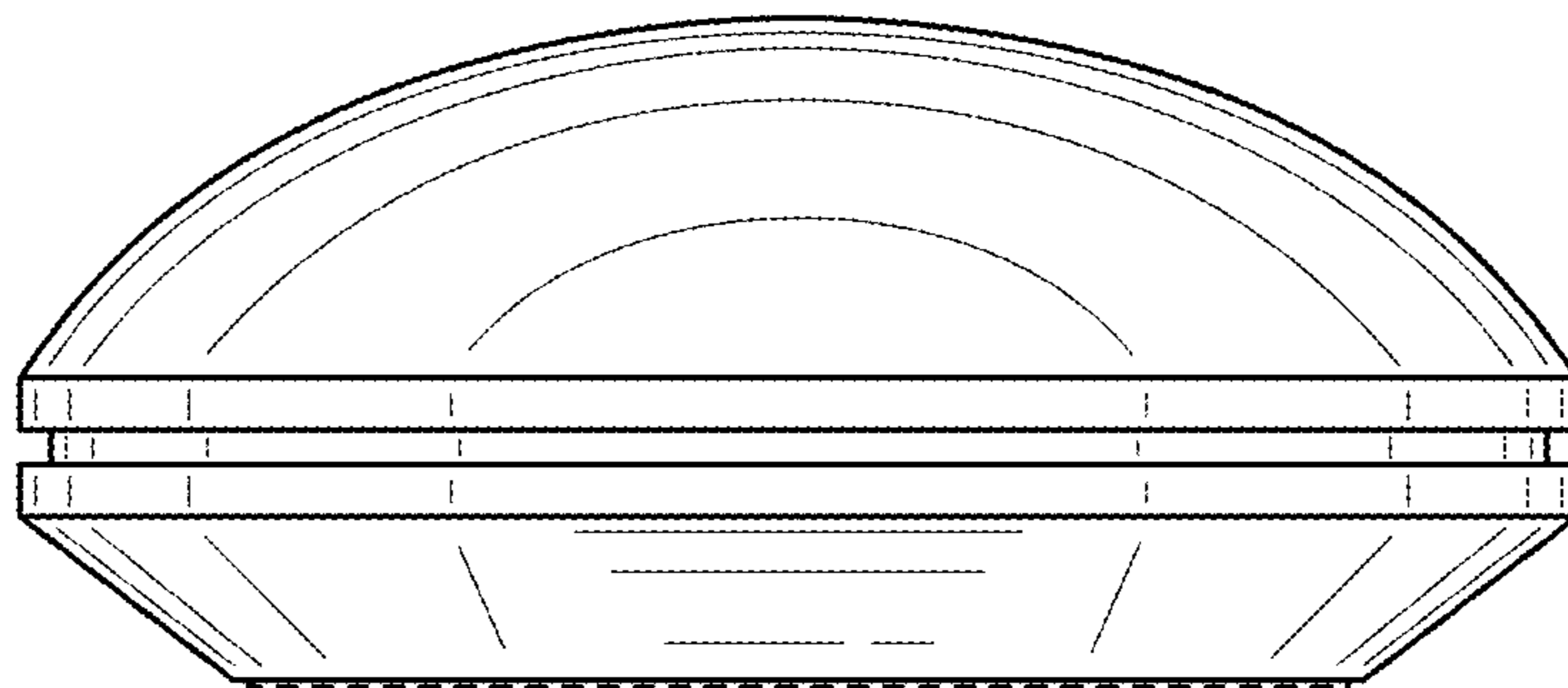


FIG. 6




FIG. 7