



US00D753649S

(12) **United States Design Patent**
Matsuoka

(10) **Patent No.:** **US D753,649 S**
(45) **Date of Patent:** **** Apr. 12, 2016**

(54) **NOTEBOOK COMPUTER HOUSING**

(71) Applicant: **Google Inc.**, Mountain View, CA (US)

(72) Inventor: **Yoshimichi Matsuoka**, Sunnyvale, CA (US)

(73) Assignee: **Google Inc.**, Mountain View, CA (US)

(**) Term: **14 Years**

(21) Appl. No.: **29/513,954**

(22) Filed: **Jan. 7, 2015**

Related U.S. Application Data

(62) Division of application No. 29/464,927, filed on Aug. 22, 2013, now Pat. No. Des. 733,121.

(51) **LOC (10) Cl.** **14-02**

(52) **U.S. Cl.**
USPC **D14/315**

(58) **Field of Classification Search**

USPC D14/315-327, 341, 345; D18/1, 2, 7, D18/11; 235/145 A, 145 R; 341/22, 23; 345/104, 156, 168, 169, 173; 361/679.08, 679.09, 679.11, 679.26, 361/679.27
CPC G06F 1/16; G06F 1/1616; G06F 1/1626; G06F 1/1632; G06F 1/1613; G06F 1/1601; G06F 1/1618; G06F 1/162; H01R 35/02; H03M 11/00; G09B 13/04; H03K 17/94; G09G 5/00; F16M 11/10

See application file for complete search history.

(56) **References Cited**

U.S. PATENT DOCUMENTS

D574,378 S 8/2008 Andre et al.
D600,240 S 9/2009 Solomon et al.
D617,789 S 6/2010 Akana et al.
D621,409 S 8/2010 Andre et al.
D621,824 S 8/2010 Andre et al.
D624,911 S 10/2010 Lee et al.

D636,389 S 4/2011 Akana et al.
D639,295 S 6/2011 Andre et al.
8,085,533 B2 12/2011 Zhao et al.
D673,559 S * 1/2013 Yang D14/318
D679,705 S * 4/2013 McManigal D14/318
D683,344 S * 5/2013 Kao D14/318
D702,224 S * 4/2014 Matsuoka D14/315
D719,149 S * 12/2014 Matsuoka D14/318
2005/0041378 A1 2/2005 Hamada et al.
2011/0255727 A1 10/2011 Azuchi

* cited by examiner

Primary Examiner — Freda S Nunn

(74) *Attorney, Agent, or Firm* — Lerner, David, Littenberg, Krumholz & Mentlik, LLP

(57) **CLAIM**

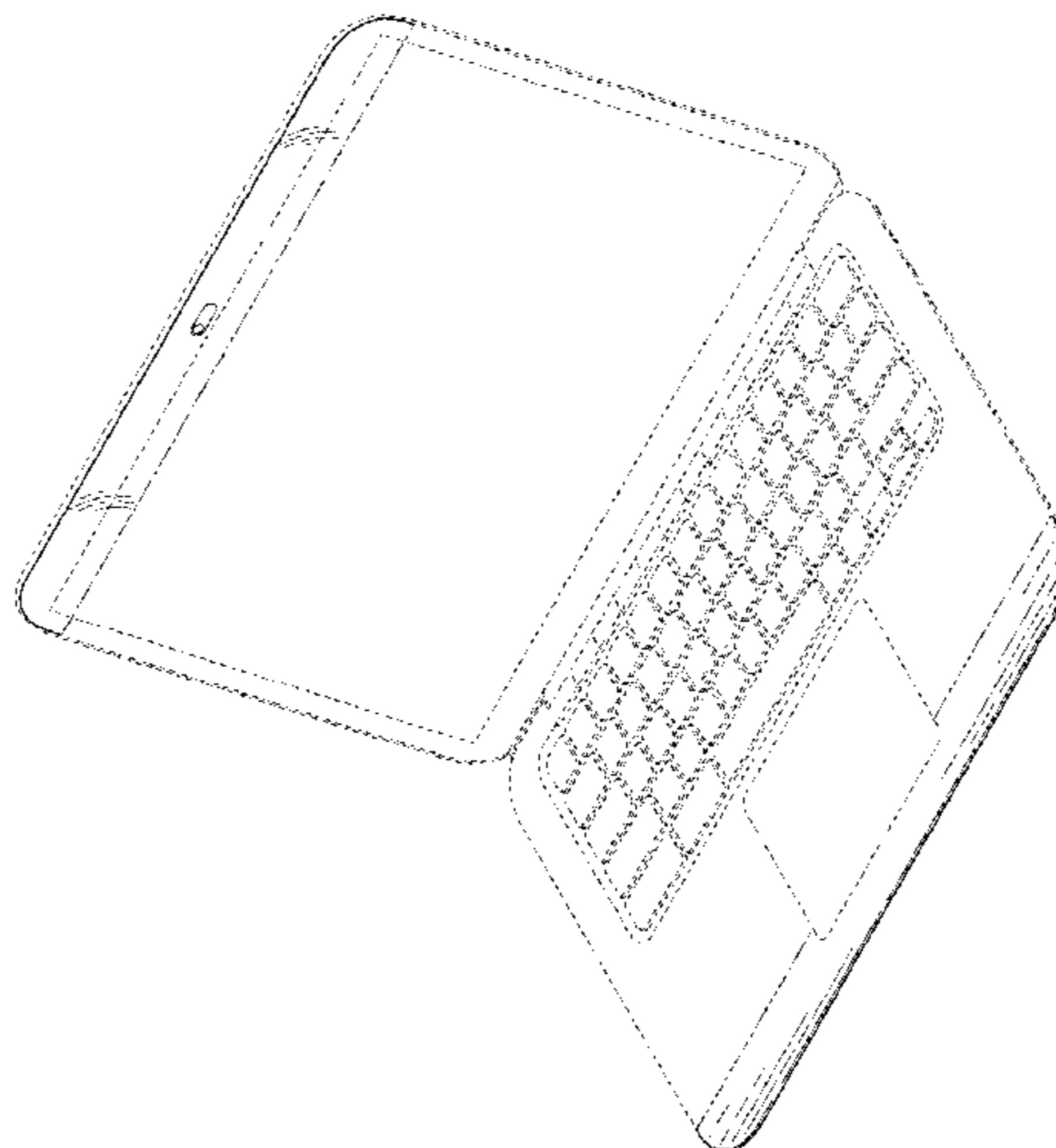
The ornamental design for a notebook computer housing, as shown and described.

DESCRIPTION

FIG. 1 is a front perspective view of a notebook computer housing according to my design in an open configuration; FIG. 2 is a front elevation view thereof; FIG. 3 is a back elevation view thereof; FIG. 4 is a right side elevation view thereof; FIG. 5 is a left side elevation view thereof; FIG. 6 is a top plan view thereof; FIG. 7 is a bottom plan view thereof; FIG. 8 is a front perspective view of the notebook computer housing in a closed configuration; FIG. 9 is a front elevation view thereof; FIG. 10 is a back elevation view thereof; FIG. 11 is a right side elevation view thereof; FIG. 12 is a left side elevation view thereof; FIG. 13 is a top plan view thereof; and, FIG. 14 is a bottom plan view thereof.

Broken lines shown in the drawings are environmental only and form no part of the claimed design. The dot-dash-dot lines adjacent the shaded areas represent the bounds of the claimed design and form no part of the claimed design.

1 Claim, 8 Drawing Sheets



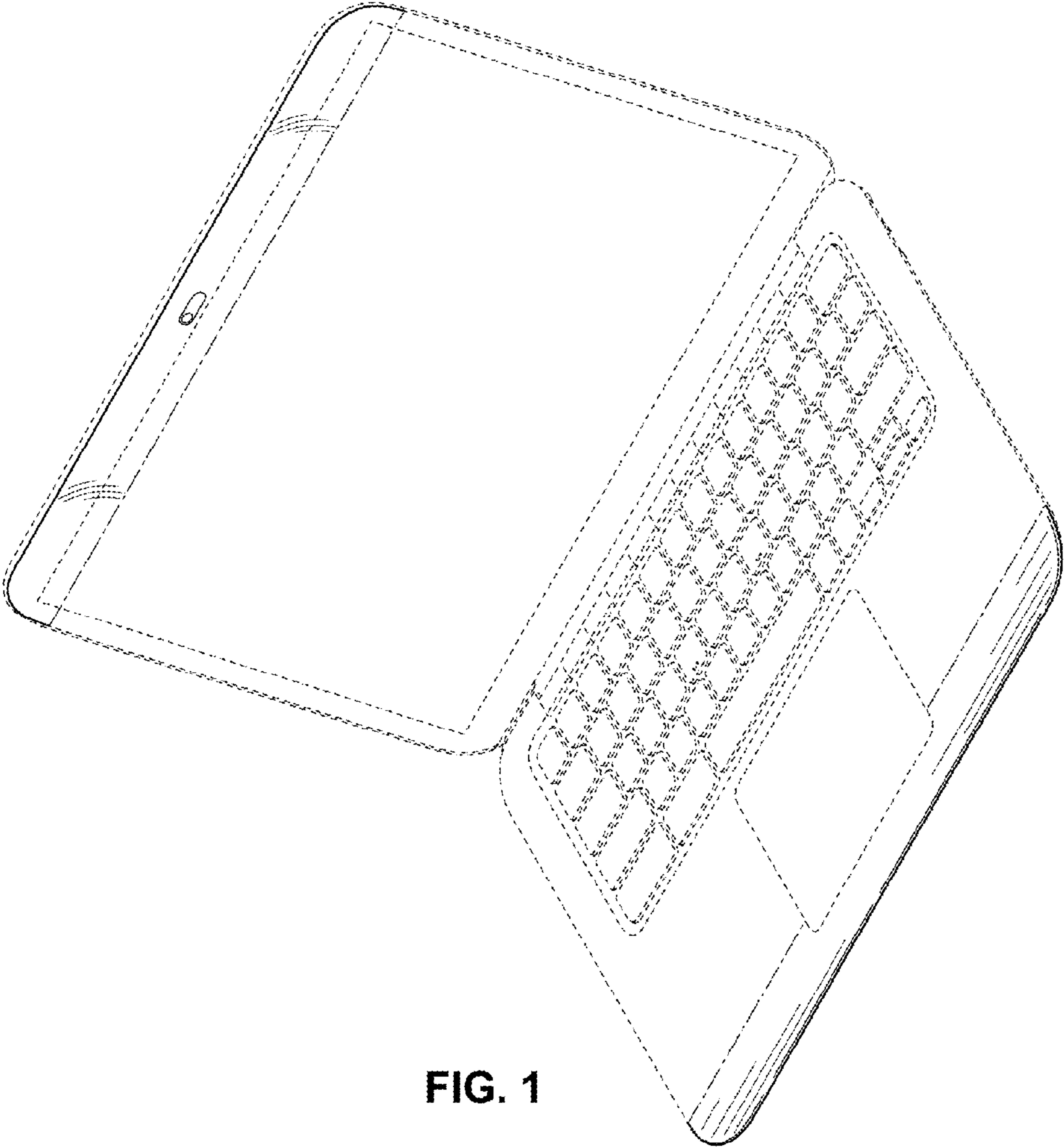


FIG. 1




FIG. 2



FIG. 3

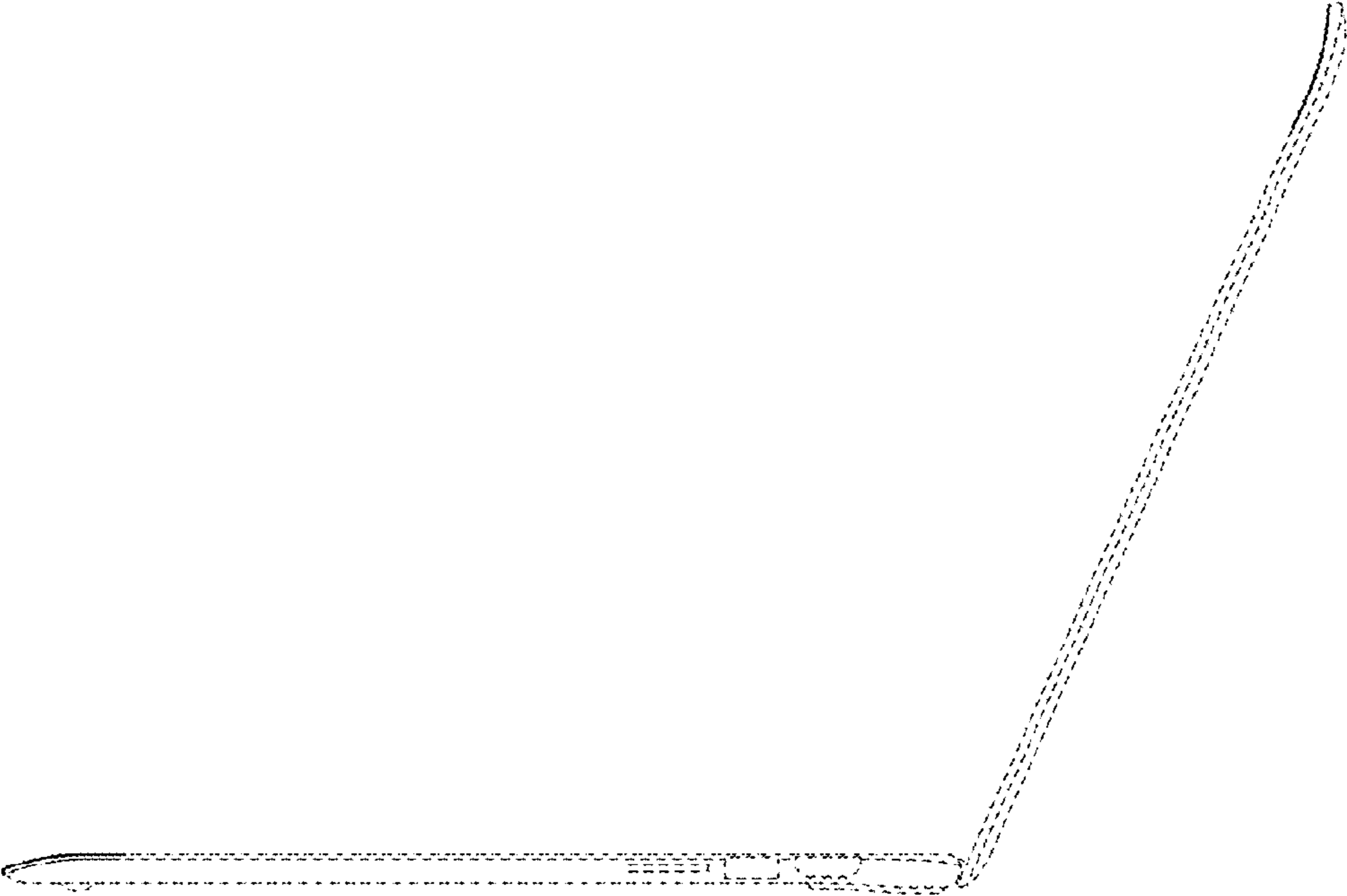


FIG. 4

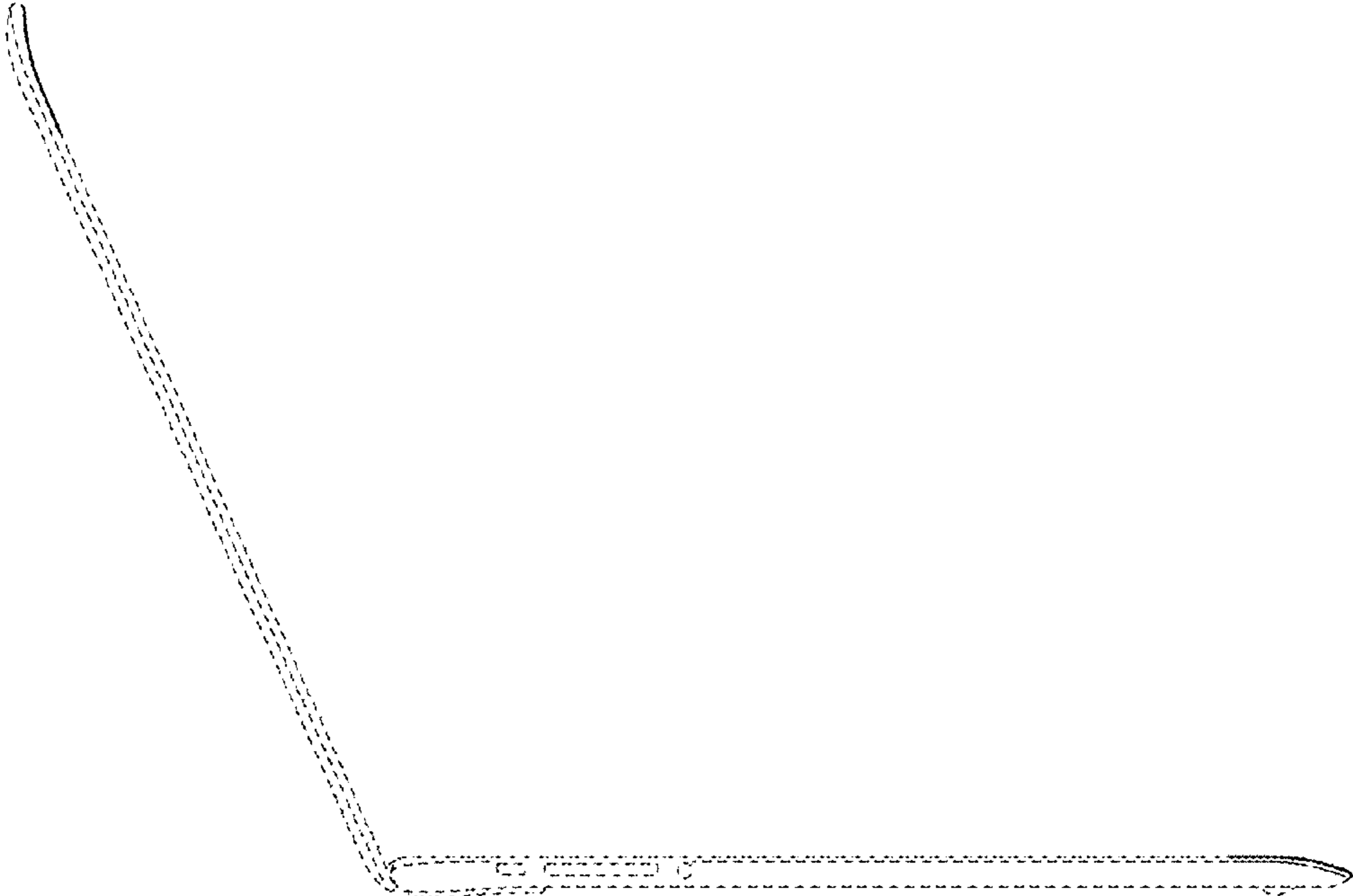


FIG. 5




FIG. 6




FIG. 7

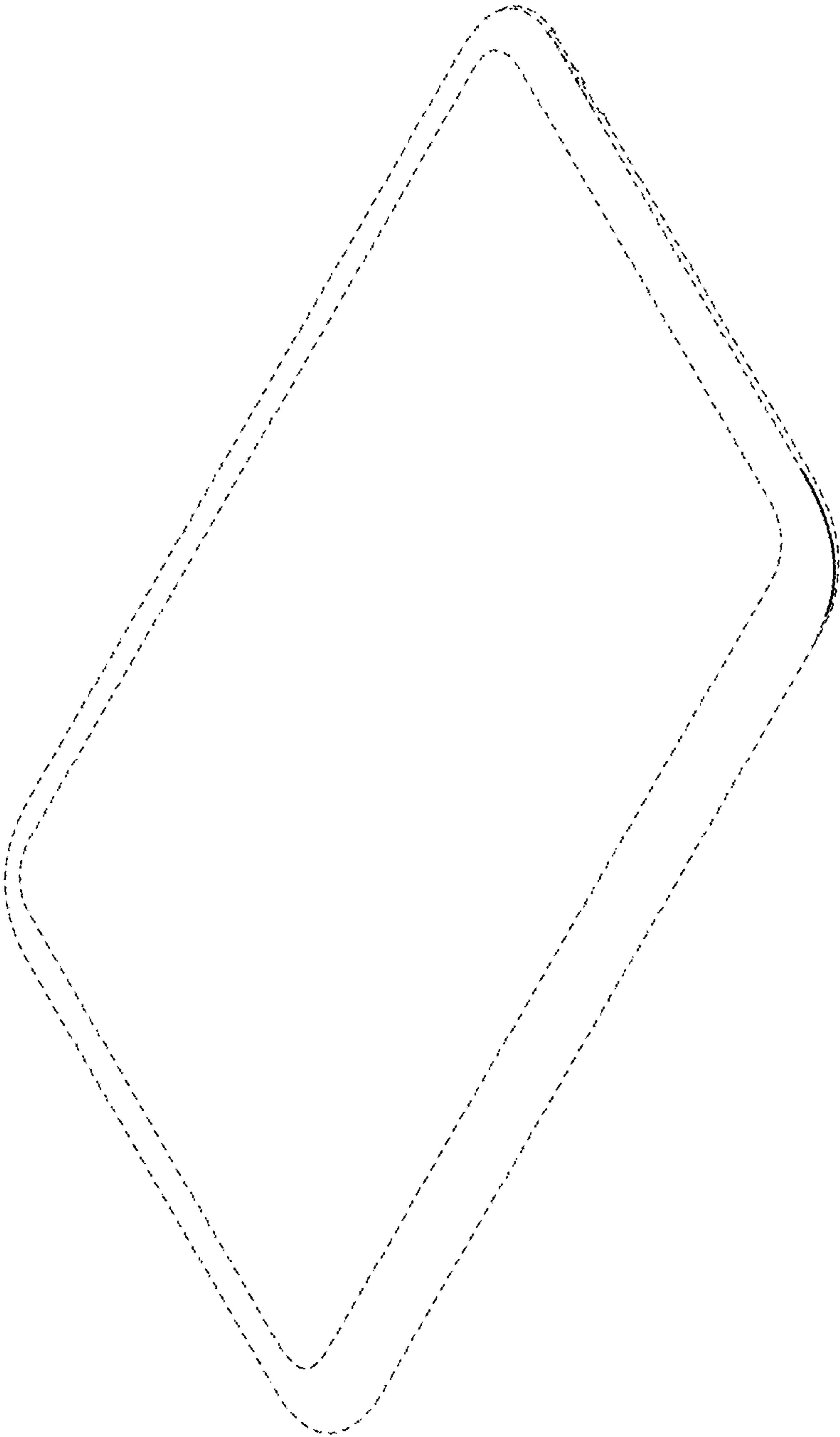


FIG. 8




FIG. 9

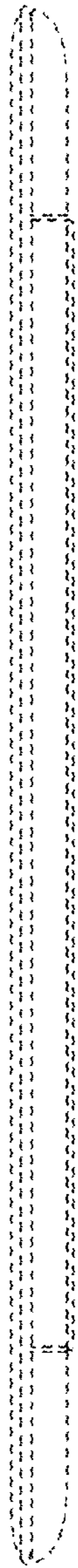


FIG. 10




FIG. 11




FIG. 12




FIG. 13




FIG. 14