



US00D753647S

(12) **United States Design Patent**
Mehandjiysky et al.

(10) **Patent No.:** **US D753,647 S**

(45) **Date of Patent:** **** Apr. 12, 2016**

(54) **COMPUTER**

(71) Applicant: **Hewlett-Packard Development Company, L.P.**, Houston, TX (US)

(72) Inventors: **Dimitre Mehandjiysky**, Houston, TX (US); **Stacy L. Wolff**, Houston, TX (US); **Kevin L. Massaro**, Houston, TX (US); **Aki Laine**, Houston, TX (US); **Insun Hong**, Houston, TX (US); **Michael Delpier**, Houston, TX (US); **Ilchan Lee**, Houston, TX (US); **Mark Senatori**, Houston, TX (US)

(73) Assignee: **Hewlett-Packard Development Company, L.P.**, Houston, TX (US)

(**) Term: **14 Years**

(21) Appl. No.: **29/502,437**

(22) Filed: **Sep. 16, 2014**

(51) **LOC (10) Cl.** **14-02**

(52) **U.S. Cl.**
USPC **D14/315**

(58) **Field of Classification Search**
USPC D14/315-327; D18/1, 2, 7, 11; 235/145 A, 145 R; 341/22, 23; 345/104, 345/156, 168, 169, 173; 361/679.08, 361/679.09, 679.11, 679.26, 679.27; D13/107, 108
CPC G06F 1/16; G06F 1/1616; G06F 1/1626; G06F 1/1632; H01R 35/02; H01R 31/065; H03M 11/00; G09B 13/04; H03K 17/94; H02J 7/0042; H02J 7/00; H01M 10/44; F16M 11/10

See application file for complete search history.

(56) **References Cited**

U.S. PATENT DOCUMENTS

D631,040 S *	1/2011	Yoon	D14/327
D631,879 S *	2/2011	Kawase	D14/327
D686,203 S *	7/2013	Lee	D14/315
2011/0255727 A1 *	10/2011	Azuchi	G06F 1/1616 381/333

* cited by examiner

Primary Examiner — Freda S Nunn

(74) *Attorney, Agent, or Firm* — Foley & Lardner

(57) **CLAIM**

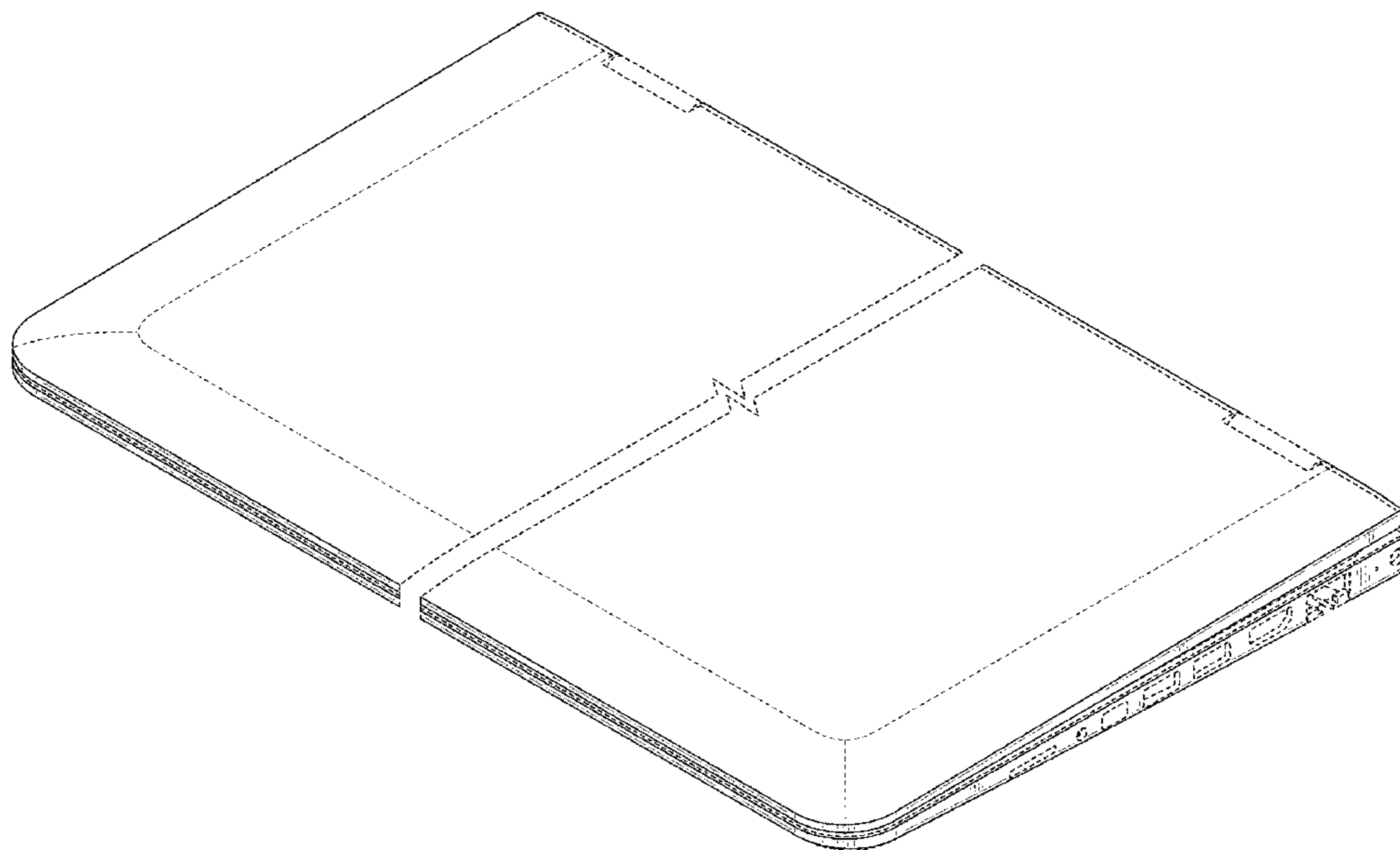
We claim the ornamental design for a computer, as shown and described.

DESCRIPTION

FIG. 1 is a top, front, right perspective view of an embodiment of the claimed design;
FIG. 2 is a front elevation view thereof;
FIG. 3 is a rear elevation view thereof;
FIG. 4 is a right elevation view thereof;
FIG. 5 is a left elevation view thereof;
FIG. 6 is a top plan view thereof; and,
FIG. 7 is a bottom plan view thereof.

The ornamental design which is claimed is shown in solid lines in the drawings. The broken lines in the drawings form no part of the claimed design. Broken lines formed by equal length dashes show unclaimed subject matter. Broken away symbols having a jagged element show that no particular length of the portion is claimed.

1 Claim, 5 Drawing Sheets



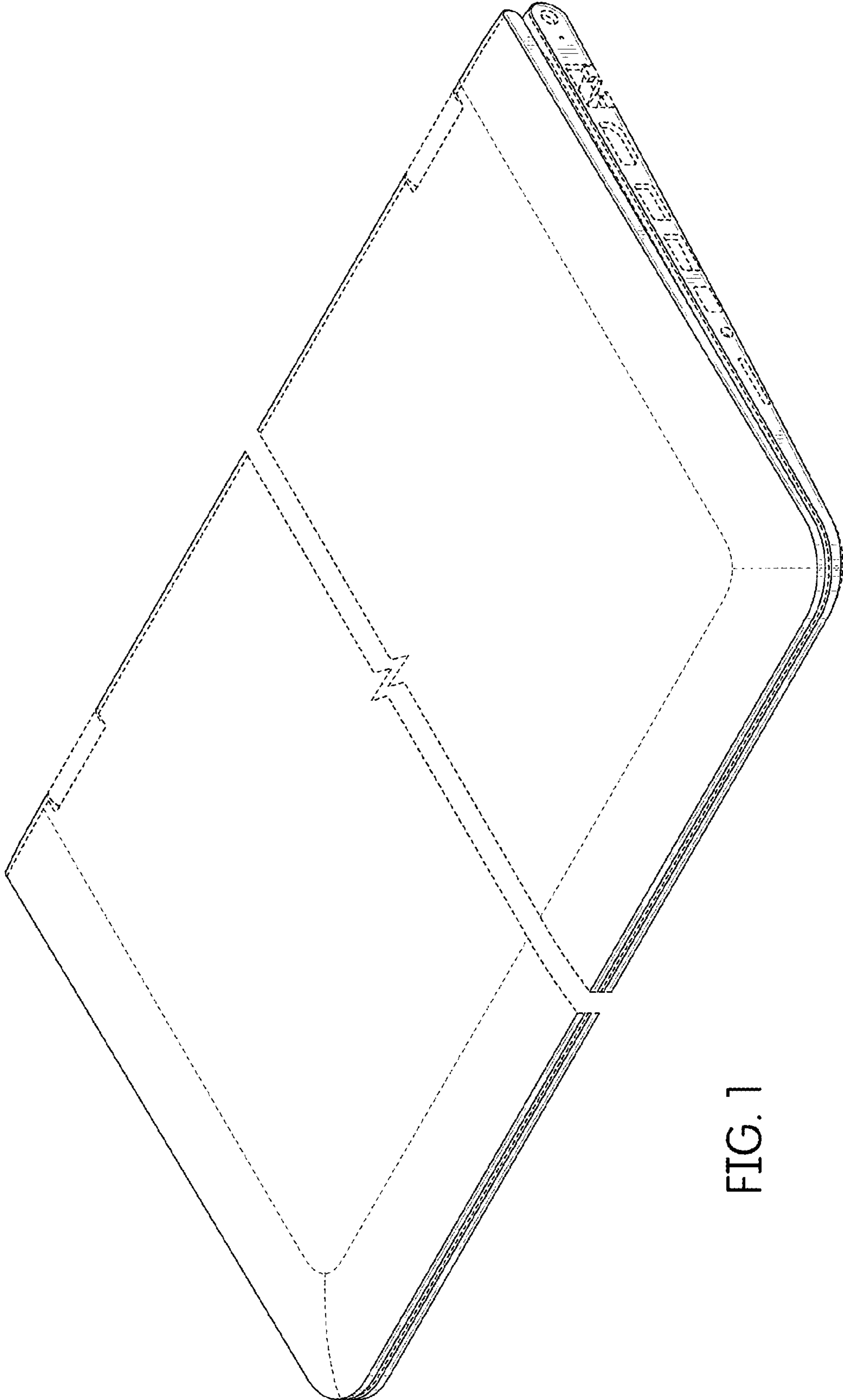


FIG. 1



FIG. 2



FIG. 3




FIG. 4




FIG. 5

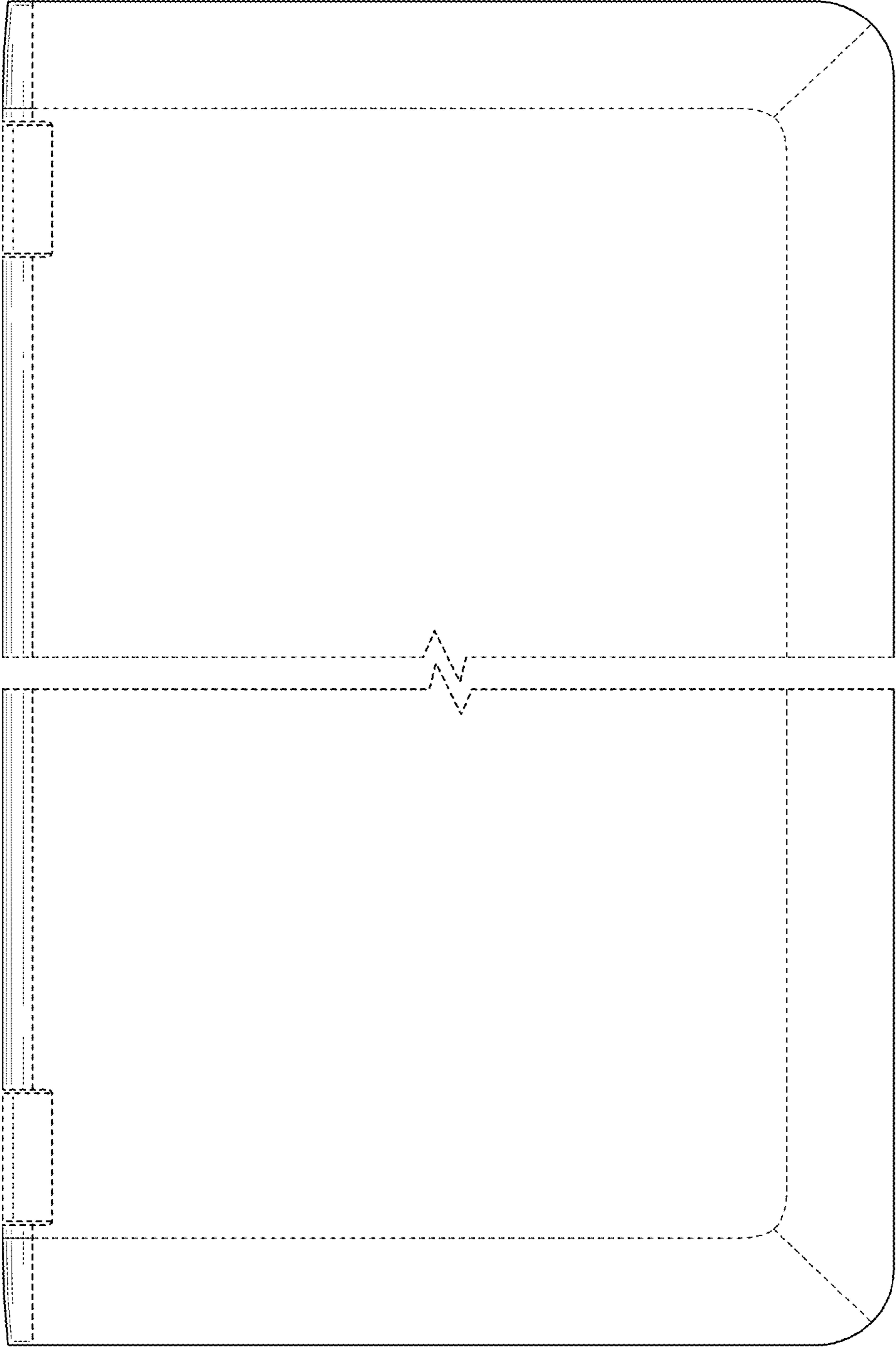


FIG. 6

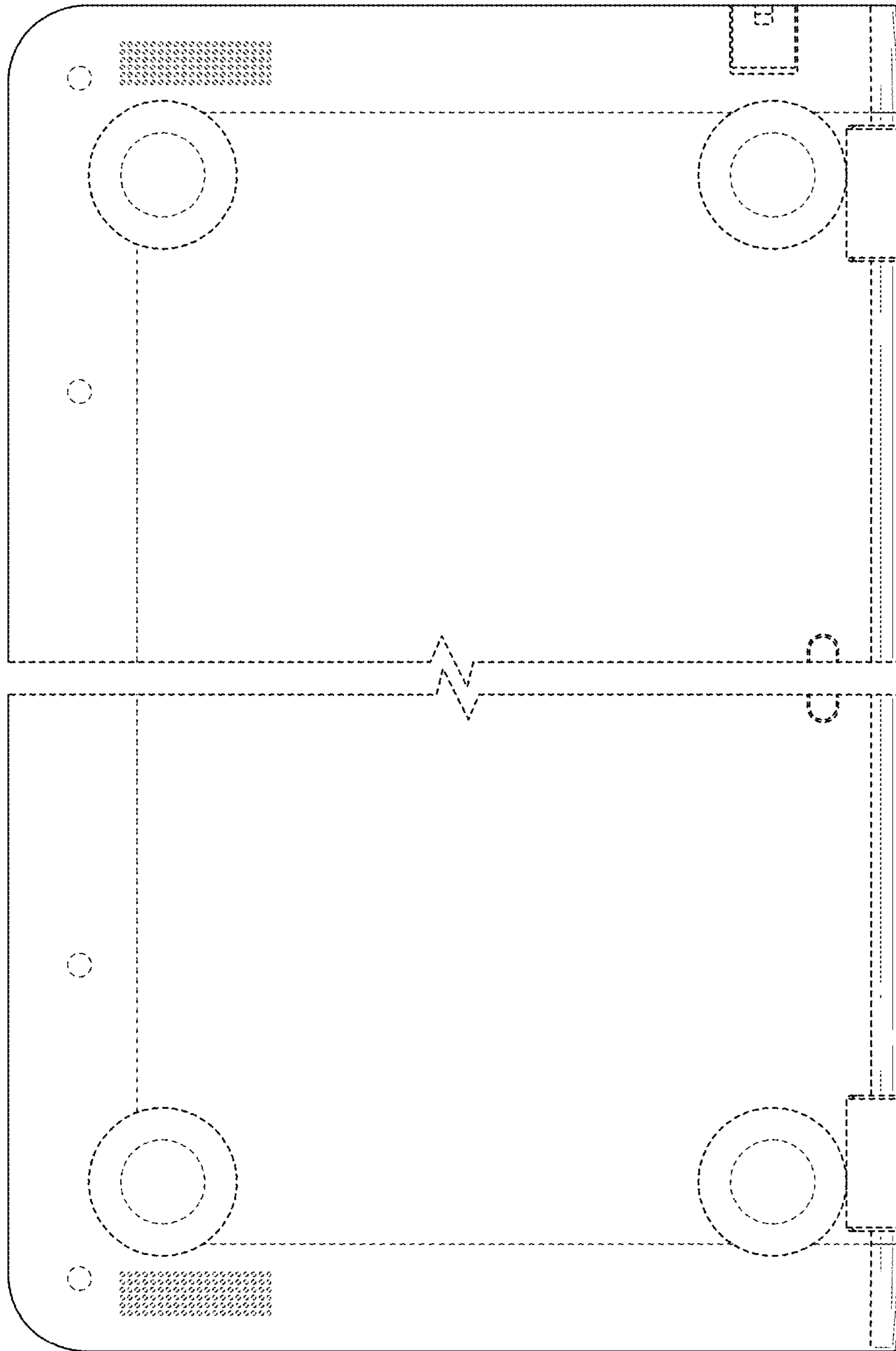


FIG. 7