



US00D753641S

(12) **United States Design Patent**  
**Roberts et al.**

(10) **Patent No.:** **US D753,641 S**  
(45) **Date of Patent:** **\*\* Apr. 12, 2016**

(54) **MOBILE COMMUNICATIONS DEVICE COVER**

(71) Applicant: **Tech 21 Licensing Limited**, Middlesex (GB)

(72) Inventors: **Jason Roberts**, Middlesex (GB);  
**Wilhelm Marschall**, Middlesex (GB);  
**Benjamin Thorpe**, London (GB);  
**Jeremy McManus**, London (GB)

(73) Assignee: **TECH 21 LICENSING LIMITED**,  
Twickenham, Middlesex (GB)

(\*\*) Term: **14 Years**

(21) Appl. No.: **29/502,767**

(22) Filed: **Sep. 19, 2014**

(30) **Foreign Application Priority Data**

Sep. 17, 2014 (EM) ..... 002539452

(51) **LOC (10) Cl.** ..... **14-03**

(52) **U.S. Cl.**  
USPC ..... **D14/250**

(58) **Field of Classification Search**  
USPC ..... D14/238.1, 250, 440, 203.3–203.7, 217,  
D14/240, 248, 251–253, 447, 496; D3/201,  
D3/218, 247, 269, 273, 301, 303;  
D13/103, 107–108, 119  
CPC ..... A45C 1/06; A45C 11/00; A45C 13/02;  
A45C 2011/002; A45F 5/02; A45F 2005/026;  
A45F 2200/0525; A45F 2200/0516; H04B  
1/3888; H04M 1/0283; H04M 1/0202  
See application file for complete search history.

(56) **References Cited**

**U.S. PATENT DOCUMENTS**

D528,126 S \* 9/2006 Kim ..... D14/203.3  
D592,201 S \* 5/2009 Shi ..... D14/248  
D673,159 S \* 12/2012 McCarthy ..... D14/440  
D674,798 S \* 1/2013 Kim ..... D14/440

D682,260 S \* 5/2013 Tages ..... D14/250  
D684,150 S \* 6/2013 Goradesky ..... D14/250  
D706,754 S \* 6/2014 Goradesky ..... D14/250  
D714,295 S \* 9/2014 Fujioka ..... D14/440  
D716,040 S \* 10/2014 Soriano ..... D3/218  
D720,735 S \* 1/2015 Turocy ..... D14/250  
D725,379 S \* 3/2015 Dixon ..... D3/218  
D734,761 S \* 7/2015 Ballou ..... D14/440  
2012/0039023 A1 \* 2/2012 Renwick ..... G06F 1/1626  
361/679.01  
2012/0321294 A1 \* 12/2012 Tages ..... G03B 17/02  
396/535  
2012/0327565 A1 \* 12/2012 Tages ..... B29C 45/1676  
361/679.01  
2013/0292269 A1 \* 11/2013 Tages ..... A45C 11/00  
206/37

(Continued)

*Primary Examiner* — Carla Jobe Wright

(74) *Attorney, Agent, or Firm* — Stephen J. Weyer, Esq.;  
Stites & Harbison, PLLC.

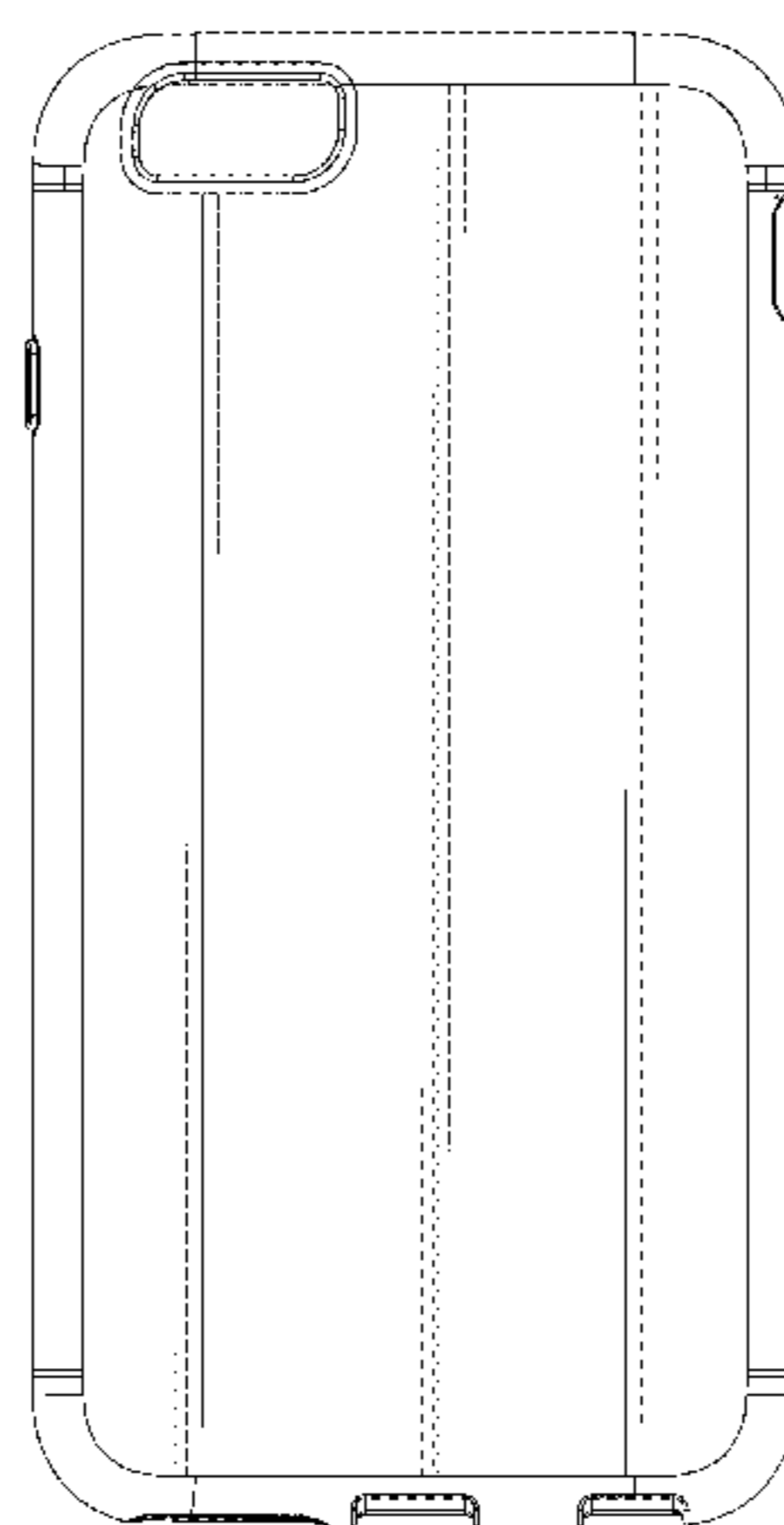
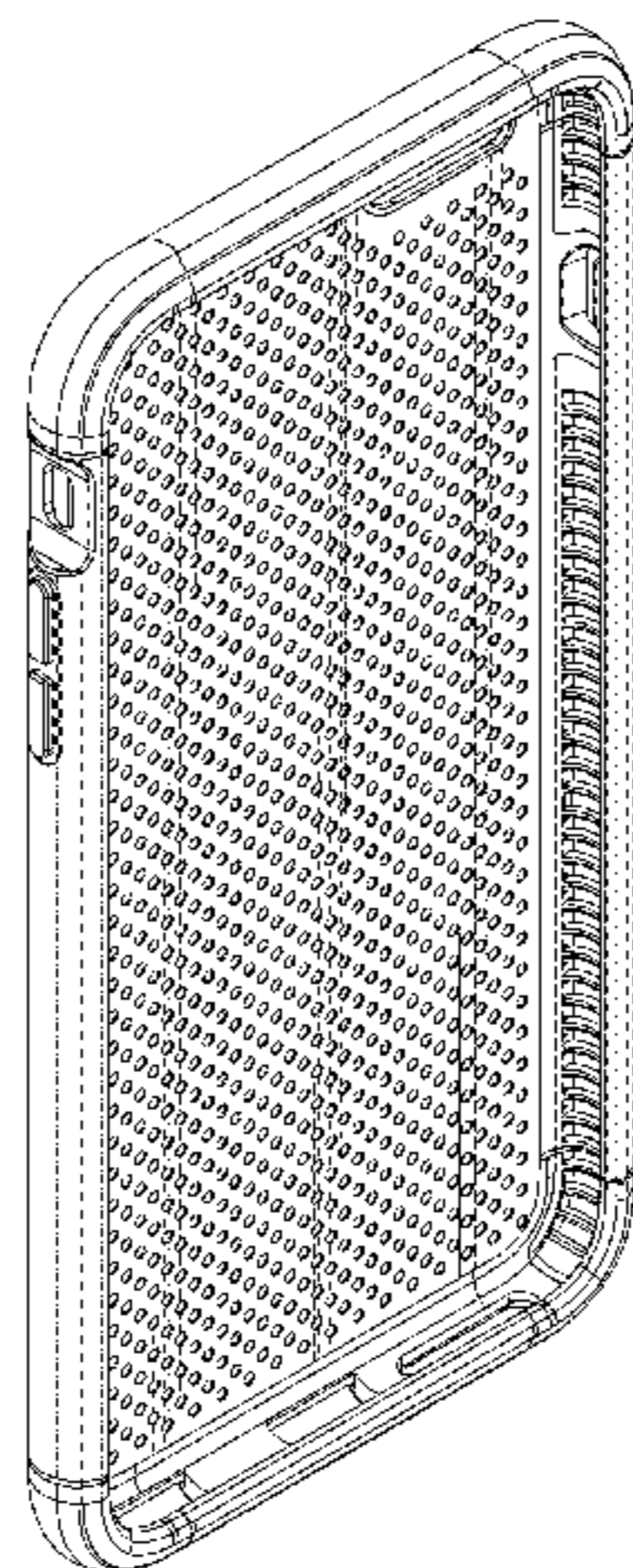
(57) **CLAIM**

The ornamental design for a mobile communications device cover, as shown and described.

**DESCRIPTION**

FIG. 1 is a perspective view taken from the top, front, and left side of the mobile communications device cover of the present invention.  
FIG. 2 is a perspective view taken from the top, rear, and left side of the mobile communications device cover of FIG. 1  
FIG. 3 is a front elevation view of the mobile communications device cover of FIG. 1.  
FIG. 4 is a rear elevation view of the mobile communications device cover of FIG. 1.  
FIG. 5 is a left side elevation view of the mobile communications device cover of FIG. 1  
FIG. 6 is a right side elevation view of the mobile communications device cover of FIG. 1  
FIG. 7 is a top plan view of the mobile communications device cover of FIG. 1; and,  
FIG. 8 is a bottom plan view of the mobile communications device cover of FIG. 1.

**1 Claim, 6 Drawing Sheets**



(56)

**References Cited**

U.S. PATENT DOCUMENTS

2014/0221056	A1*	8/2014	Gandhi	.....	H04B 1/3888	455/575.8
2015/0014188	A1*	1/2015	Pyo	.....	A45C 11/00	206/37
2015/0119118	A1*	4/2015	Ashley	.....	H04M 1/04	
2015/0195938	A1*	7/2015	Witter	.....	H05K 5/03	206/521
2015/0295617	A1*	10/2015	Lai	.....	H04B 1/3888	455/575.8
2015/0326267	A1*	11/2015	Tanaka	.....	H01Q 7/00	455/575.7

\* cited by examiner

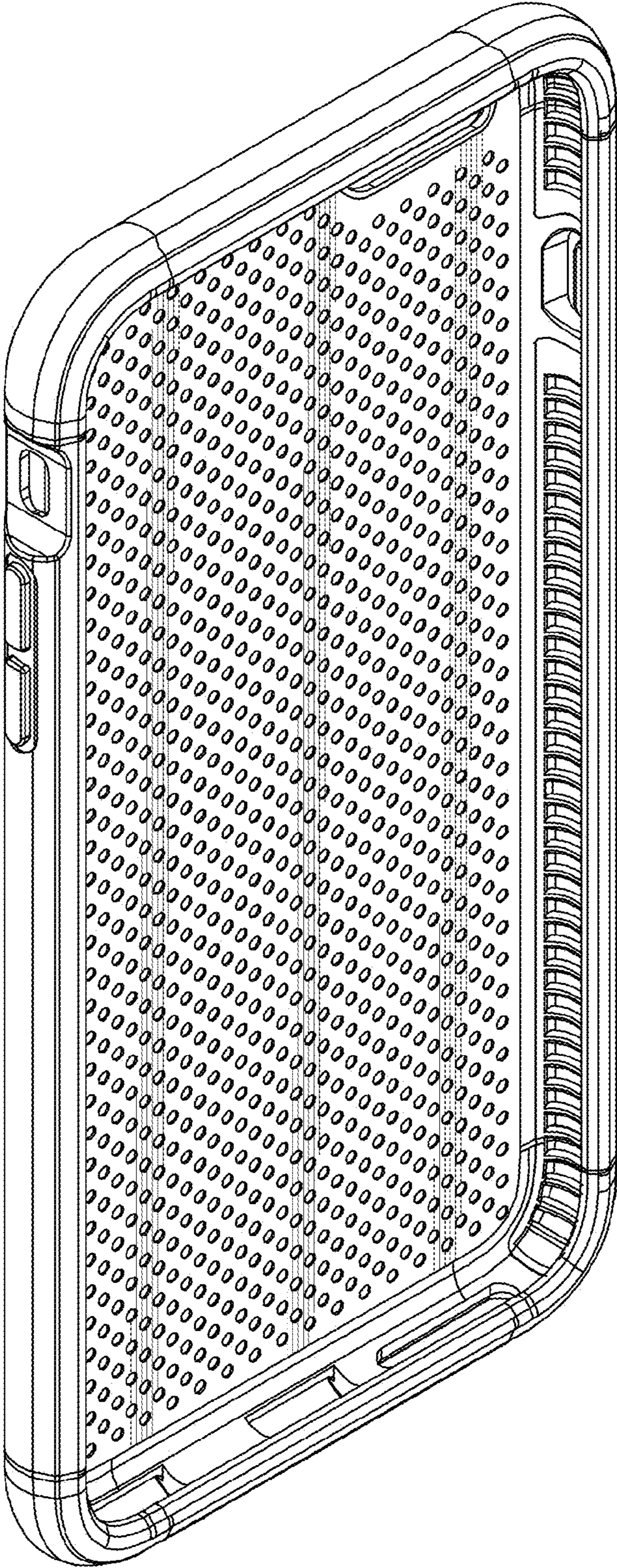


FIG. 1




FIG. 2




FIG. 3

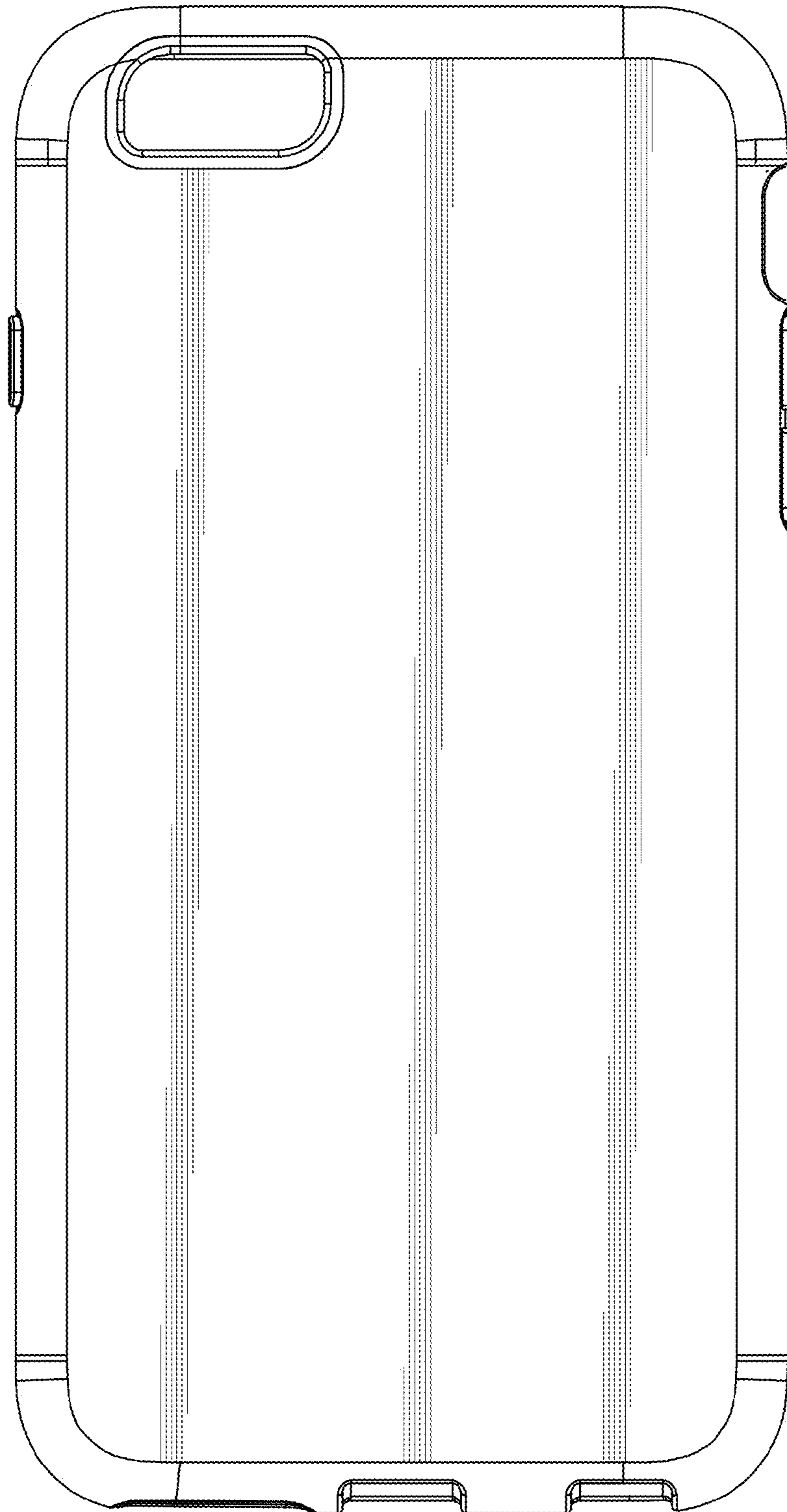


FIG. 4




FIG. 5



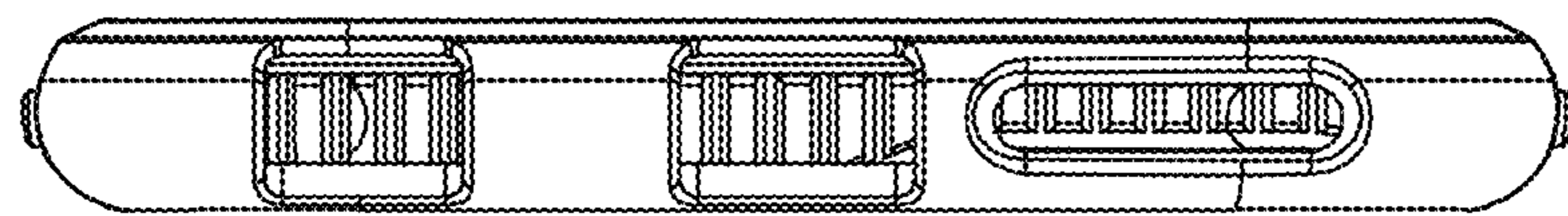


FIG. 6



*FIG. 7*



*FIG. 8*