



US00D753634S

(12) **United States Design Patent**  
**Fields**

(10) **Patent No.:** **US D753,634 S**

(45) **Date of Patent:** **\*\* Apr. 12, 2016**

(54) **PROTECTIVE COVER FOR AN AUDIO LISTENING SYSTEM**

(71) Applicant: **Apple Inc.**, Cupertino, CA (US)  
(72) Inventor: **Eric Fields**, San Francisco, CA (US)  
(73) Assignee: **Apple Inc.**, Cupertino, CA (US)  
(\*\*) Term: **14 Years**

(21) Appl. No.: **29/507,744**  
(22) Filed: **Oct. 30, 2014**

**Related U.S. Application Data**

(63) Continuation-in-part of application No. 29/503,672, filed on Sep. 29, 2014.

(51) **LOC (10) Cl.** ..... **14-03**

(52) **U.S. Cl.**  
USPC ..... **D14/217**

(58) **Field of Classification Search**

USPC ..... D14/167, 168, 170–172, 188, 194–196,  
D14/204, 207, 210–217, 219, 221, 22, 224,  
D14/496

CPC .... H04R 1/02; H04R 2201/021; H04R 1/025;  
H04R 1/403; H04R 1/026; H04R 2499/13;  
H04R 1/24; H04R 1/26; H04R 1/2888;  
H04R 27/00; H04R 1/021; H04R 1/2803;  
H04R 1/288; H04R 1/30; H04R 1/345;  
H04R 1/023; H04R 1/028; H04R 5/02;  
H04R 2420/07; H04R 2499/15; H04R 3/12;  
H04R 2499/11; H04R 5/04; H04R 1/101

See application file for complete search history.

(56) **References Cited**

U.S. PATENT DOCUMENTS

D566,730 S	4/2008	Lee	
D573,579 S *	7/2008	Yamaguchi	D14/500
D687,016 S *	7/2013	Brunner et al.	D14/216
D706,747 S *	6/2014	Yoshimura	D14/209.1
D709,861 S *	7/2014	Brunner et al.	D14/216
D726,155 S *	4/2015	Cheng et al.	D14/216
D734,741 S *	7/2015	Brunner et al.	D14/216

\* cited by examiner

*Primary Examiner* — Daniel Bui

*Assistant Examiner* — Khawaja Anwar

(74) *Attorney, Agent, or Firm* — Sterne, Kessler, Goldstein & Fox P.L.L.C.

(57) **CLAIM**

The ornamental design for a protective cover for an audio listening system, as shown and described.

**DESCRIPTION**

FIG. 1 is a top perspective view of a protective cover for an audio listening system showing my new design;

FIG. 2 is a front view thereof;

FIG. 3 is a rear view thereof;

FIG. 4 is a side view thereof;

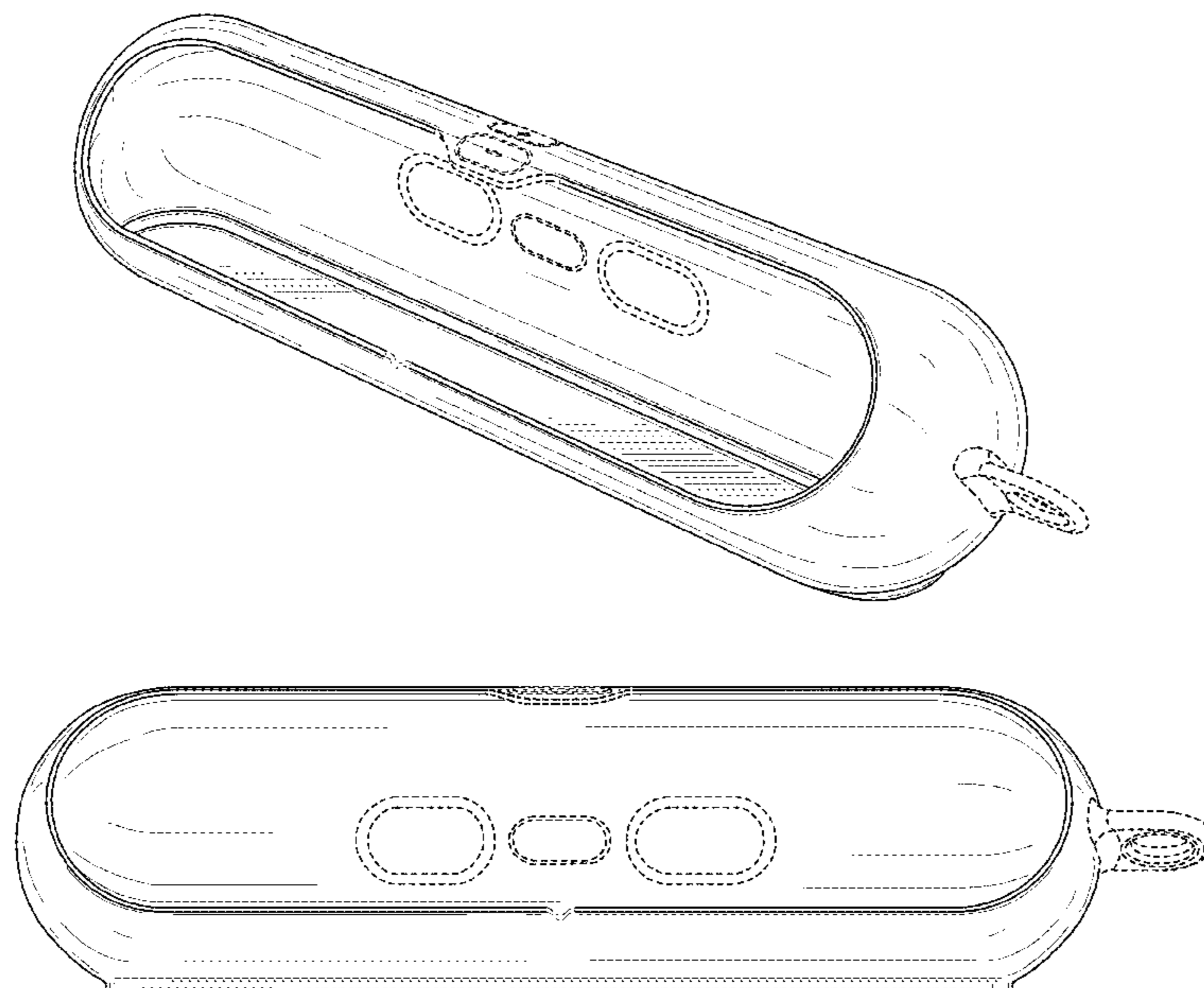
FIG. 5 is an opposing side view thereof;

FIG. 6 is a top view thereof; and,

FIG. 7 is a bottom view thereof.

The dashed broken lines in the figures show portions of the protective cover for an audio listening system or environment that form no part of the claimed design. The dot-dash broken lines in the figures show boundaries that form no part of the claimed design.

**1 Claim, 4 Drawing Sheets**



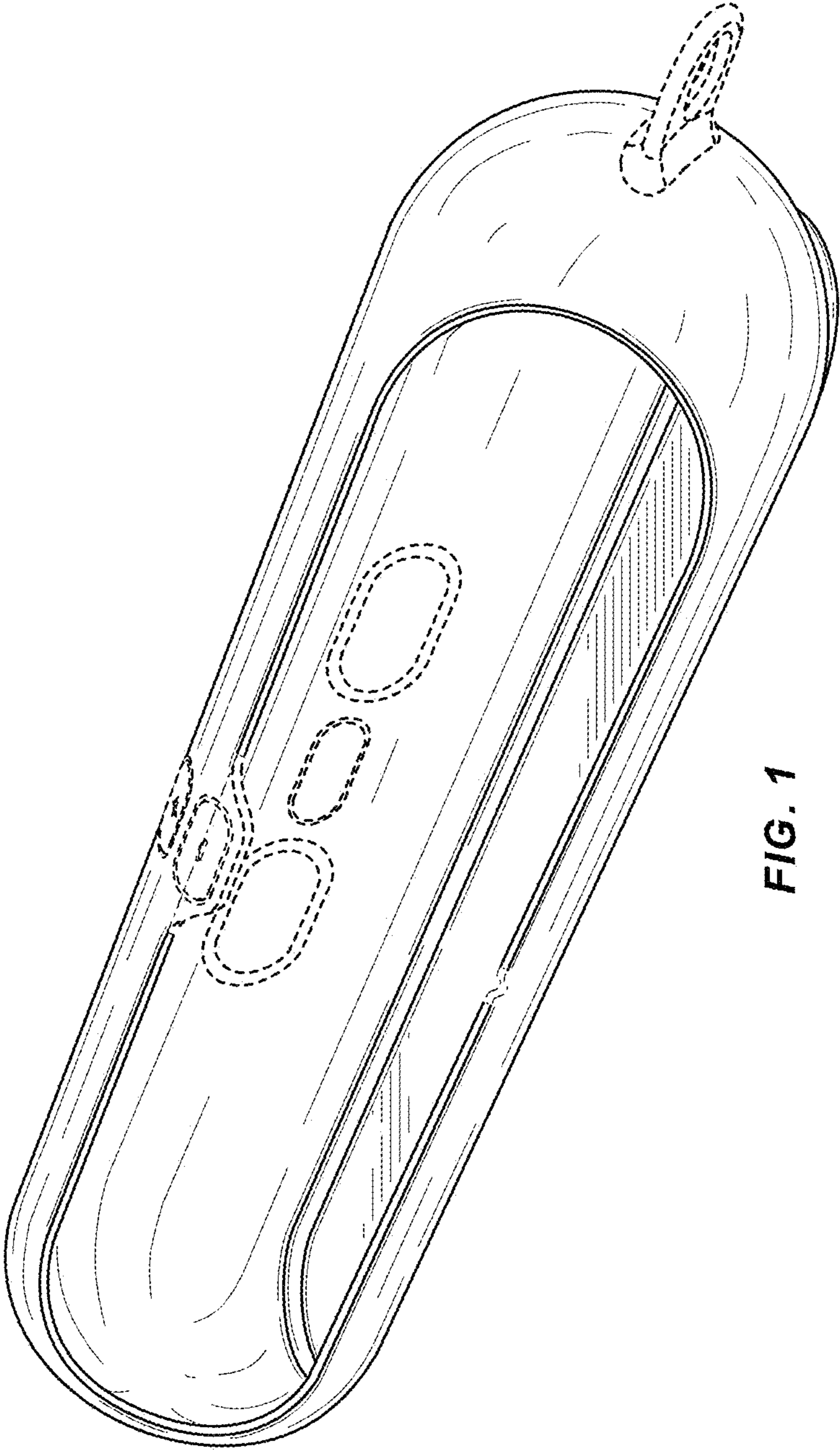


FIG. 1

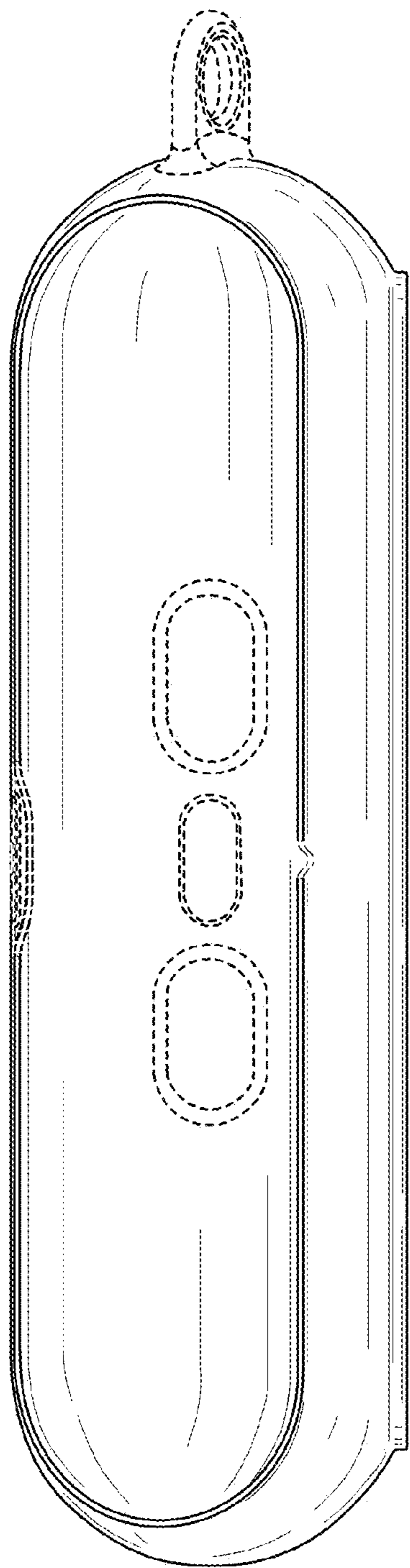


FIG. 2

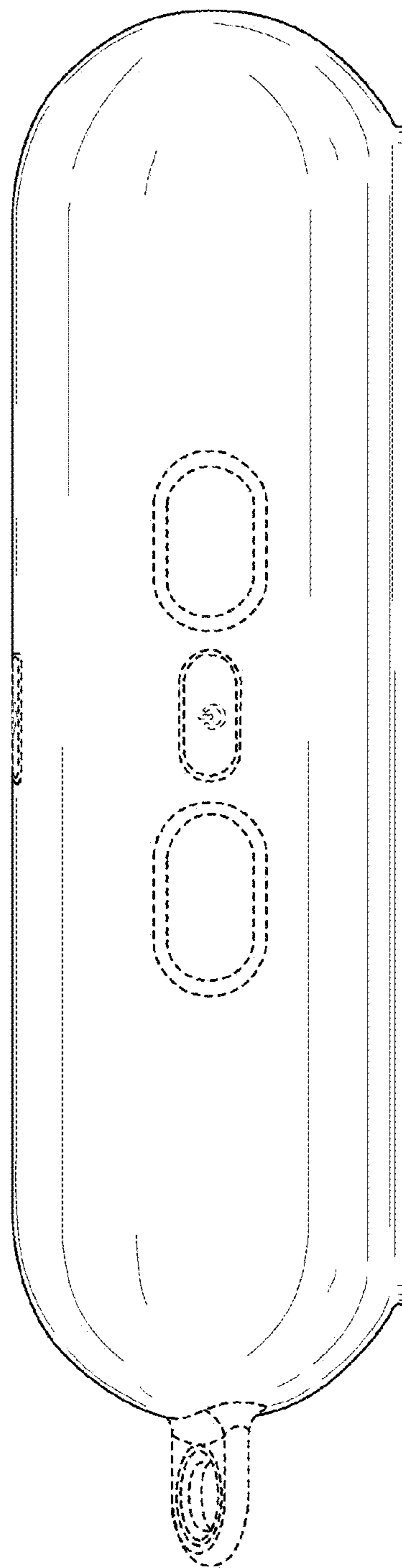


FIG. 3

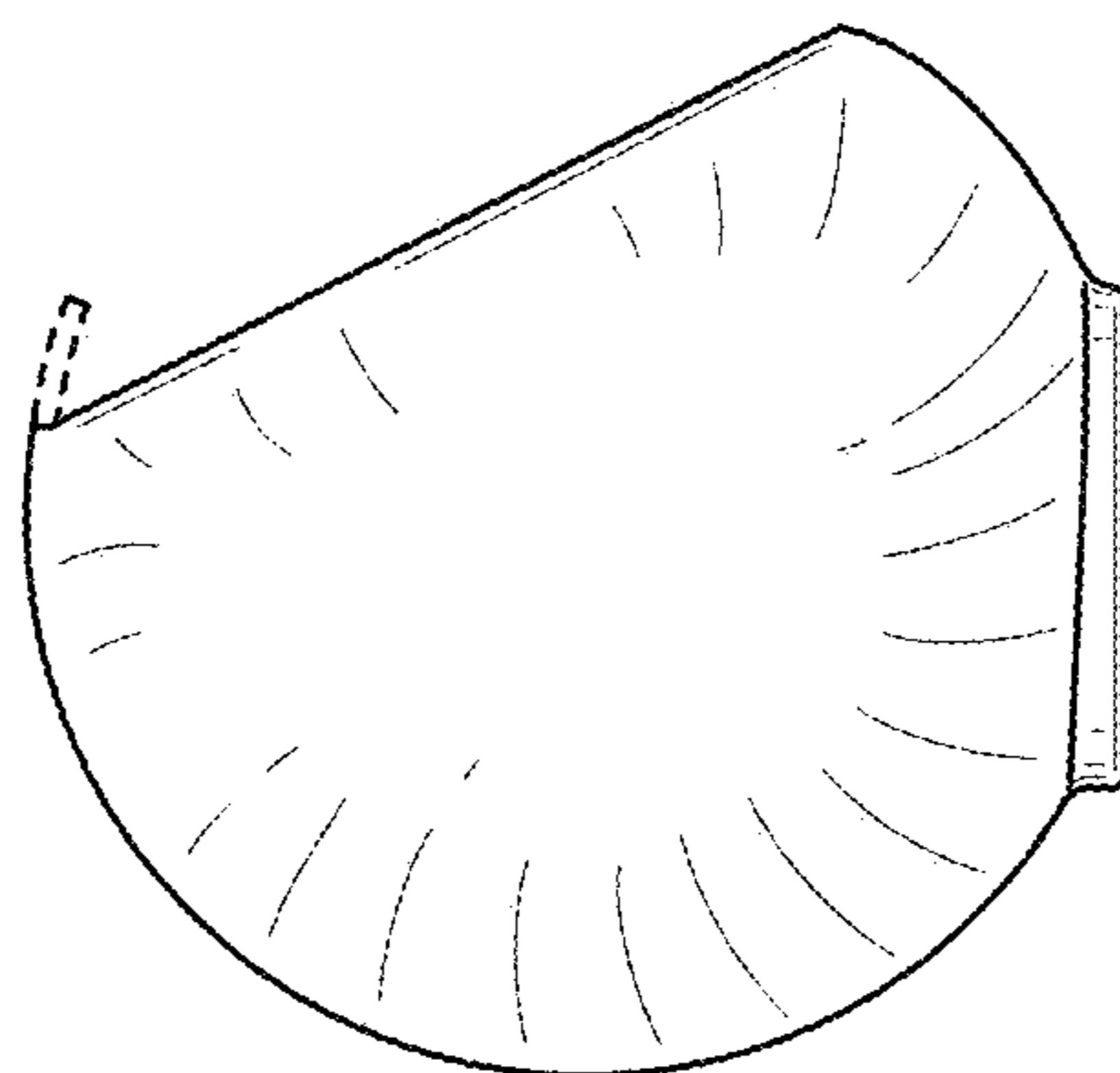


FIG. 5

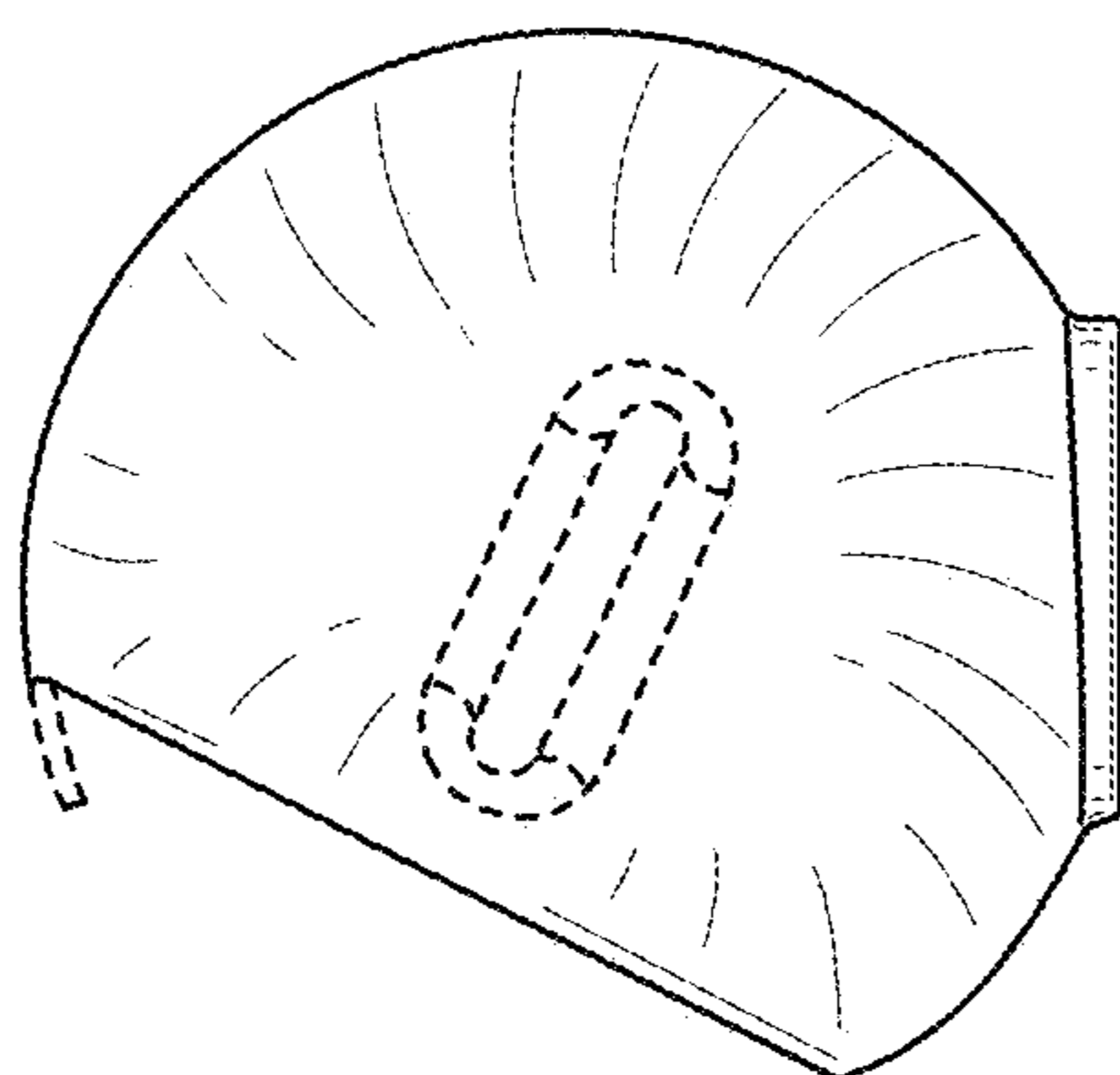


FIG. 4

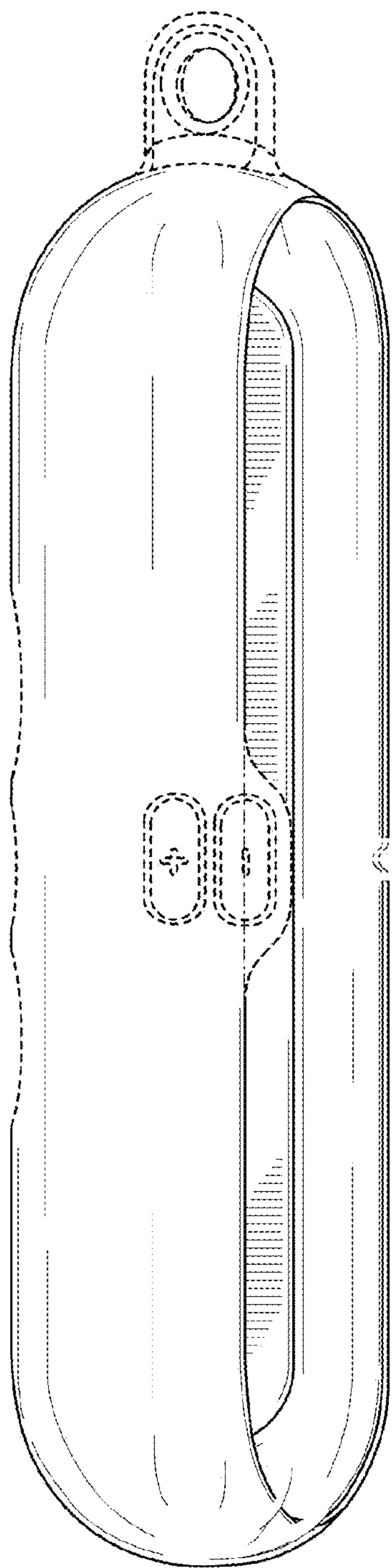


FIG. 6

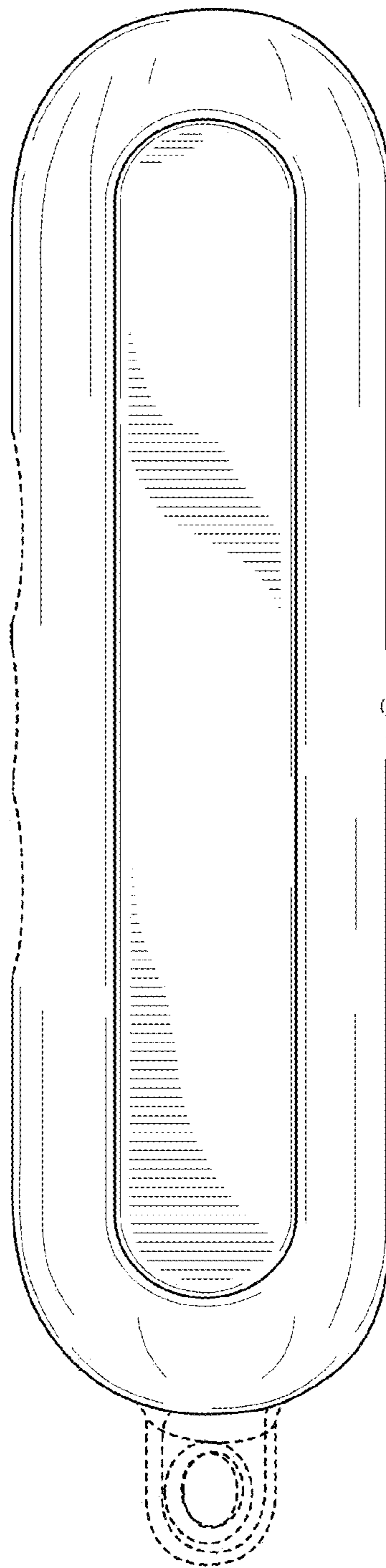


FIG. 7