



US00D753630S

(12) **United States Design Patent**  
**Kim**

(10) **Patent No.:** **US D753,630 S**  
(45) **Date of Patent:** **\*\* Apr. 12, 2016**

(54) **PORTABLE BLUETOOTH SPEAKER WITH  
USB CHARGING AND NOTIFICATIONS**

(71) Applicant: **Min S. Kim**, Edgewater, NJ (US)

(72) Inventor: **Min S. Kim**, Edgewater, NJ (US)

(73) Assignee: **SDI TECHNOLOGIES, INC.**, Rahway,  
NJ (US)

(\*\*) Term: **14 Years**

(21) Appl. No.: **29/511,268**

(22) Filed: **Dec. 9, 2014**

(51) **LOC (10) Cl.** ..... **14-03**

(52) **U.S. Cl.**  
USPC ..... **D14/216**

(58) **Field of Classification Search**

USPC ..... D14/167, 168, 170–172, 188, 194–196,  
D14/204, 207, 209.1, 210–216, 219, 221,  
D14/222, 224, 496; 181/143, 144, 147, 148,  
181/150, 153, 157, 198, 199; 381/300–303,  
381/306, 332, 333, 336, 345, 361–364,  
381/386–388; 369/6–12  
CPC ..... B60R 11/0217; G06F 1/688; H04M 1/03;  
H04M 1/035; H04R 1/02; H04R 1/06; H04R  
1/021; H04R 1/025; H04R 1/026; H04R  
1/028; H04R 1/105; H04R 1/323; H04R  
1/403; H04R 1/2803; H04R 1/2834; H04R  
5/02; H04R 7/20; H04R 9/06; H04R 9/025;  
H04R 2201/021; H04R 2400/00; H04R  
2400/07; H04R 2499/11; H04R 2499/13;  
H04R 2499/15; H04S 3/00; H04S 7/30

See application file for complete search history.

(56) **References Cited**

U.S. PATENT DOCUMENTS

D698,753 S \* 2/2014 Yiu ..... D14/216  
D706,743 S \* 6/2014 Lukic ..... D14/204  
D722,595 S \* 2/2015 Mackiewicz ..... D14/216  
D726,155 S \* 4/2015 Cheng ..... D14/216  
D734,141 S \* 7/2015 Smith ..... D9/414  
D741,294 S \* 10/2015 Zhu ..... D14/214

\* cited by examiner

*Primary Examiner* — Keli L Hill

(74) *Attorney, Agent, or Firm* — Ostrolenk Faber LLP

(57) **CLAIM**

The ornamental design for portable bluetooth speaker with  
USB charging and notifications, as shown and described.

**DESCRIPTION**

FIG. 1 is a top, front perspective view of a portable bluetooth  
speaker with USB charging and notifications lighting show-  
ing my new design;

FIG. 2 is a front view thereof;

FIG. 3 is a rear view thereof;

FIG. 4 is a top view thereof;

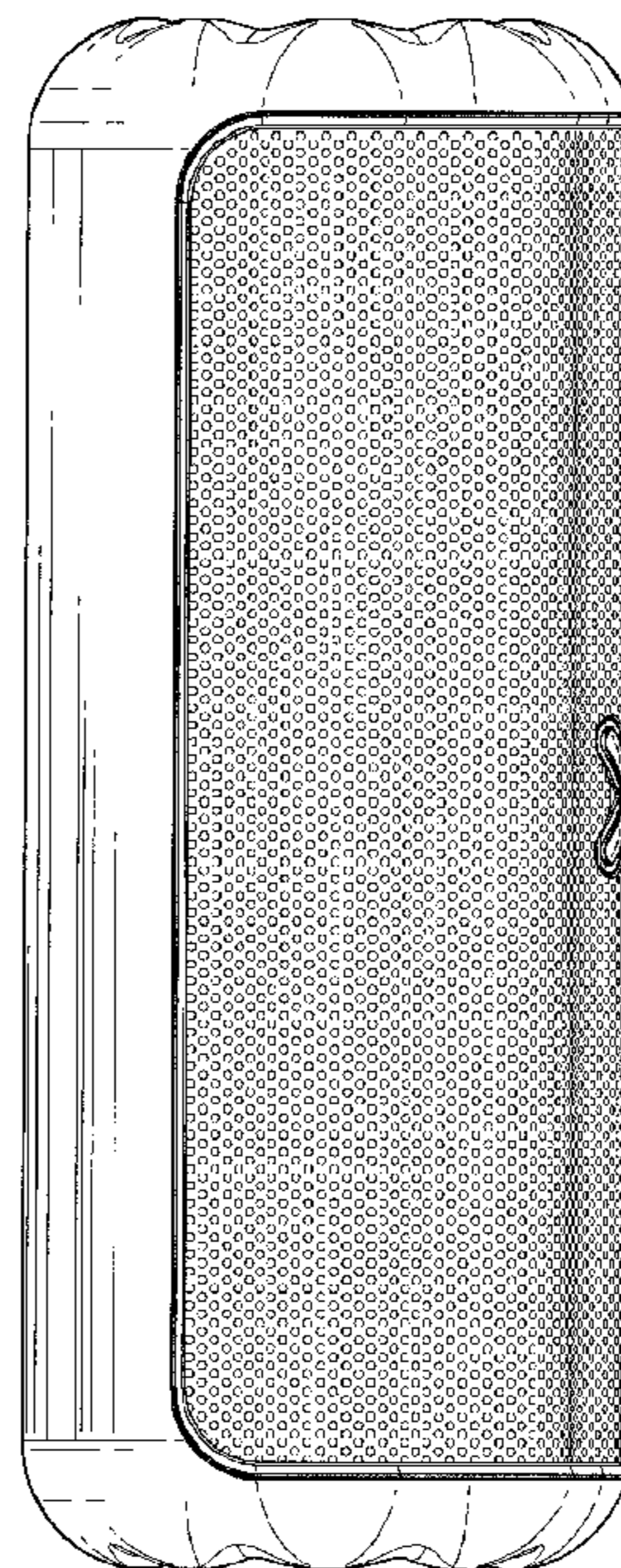

FIG. 5 is a bottom view thereof;

FIG. 6 is a side view thereof, the opposite side view being a  
mirror image; and,

FIG. 7 is a cross-sectional view thereof along line 7-7 in FIG.  
5.

The broken lines in the drawings illustrate environmental  
material that forms no part of the claimed design.

**1 Claim, 7 Drawing Sheets**






FIG. 1




FIG. 2

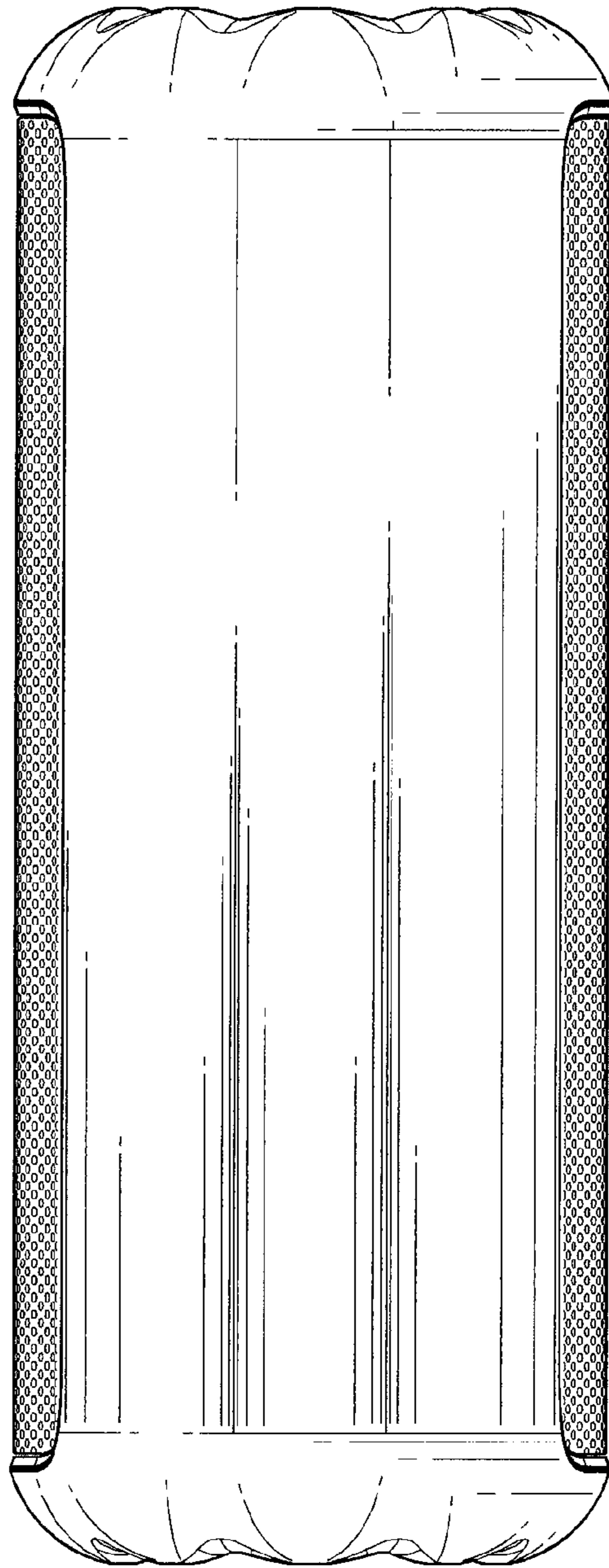


FIG. 3

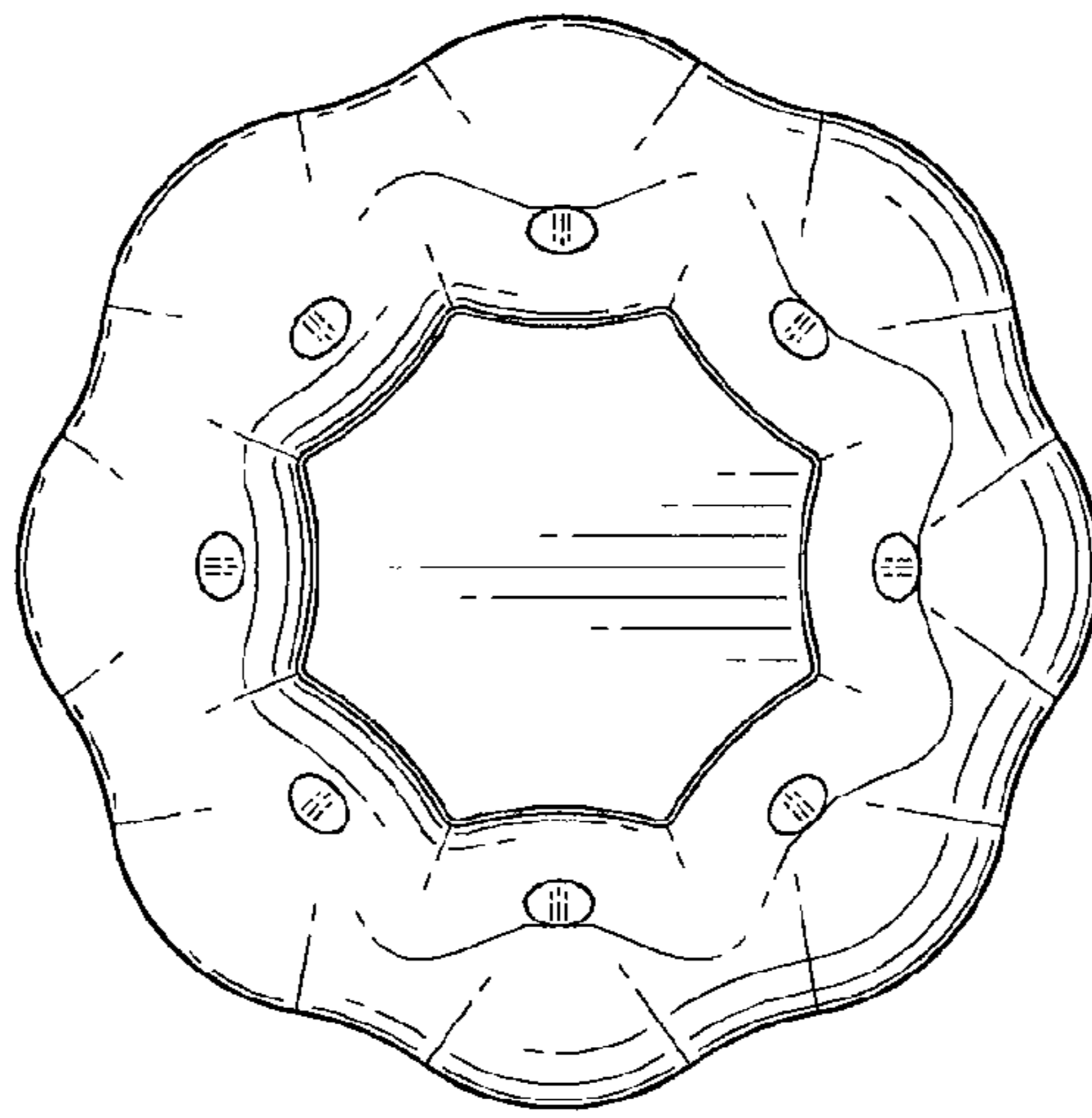


FIG. 4

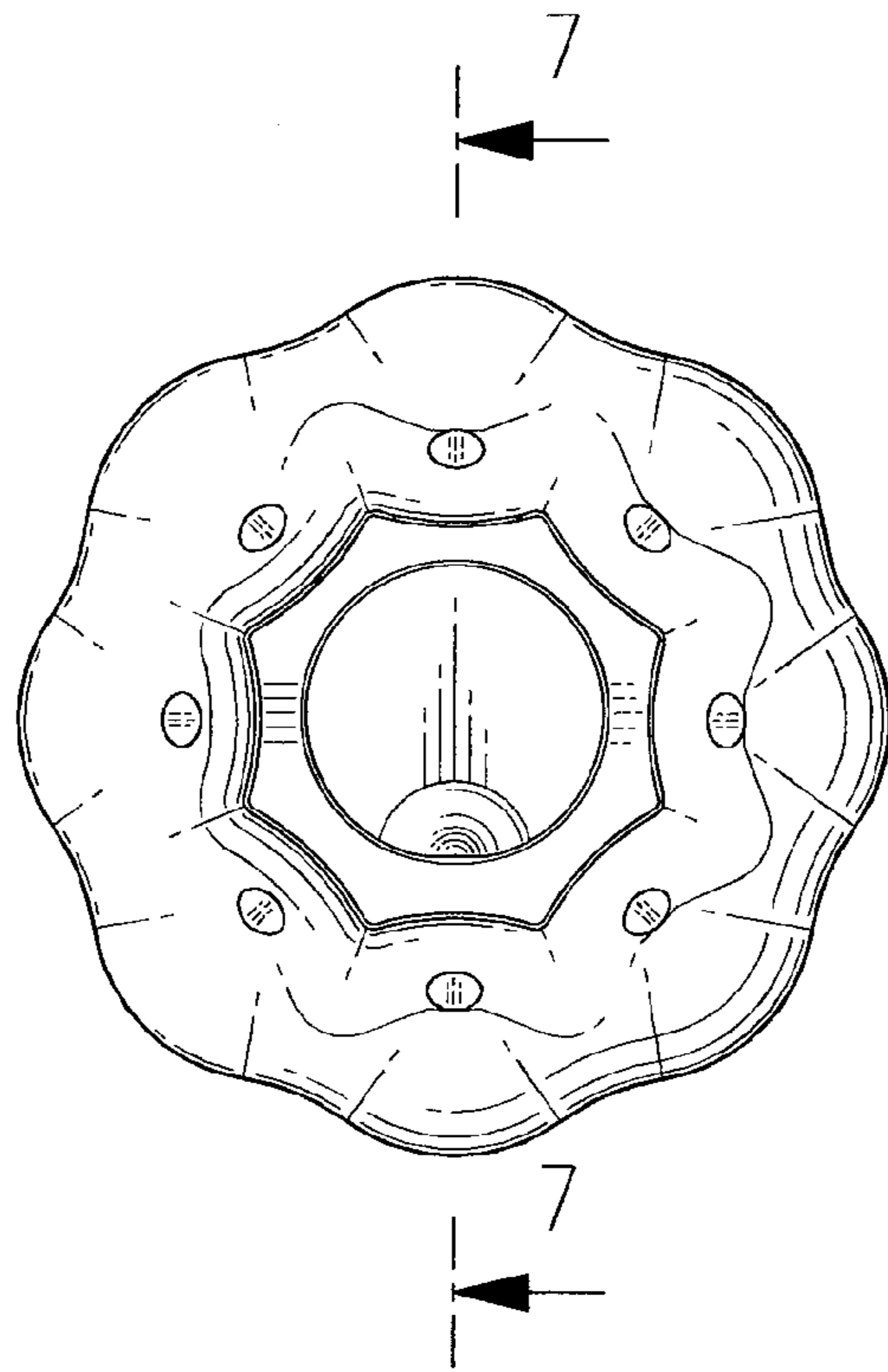


FIG. 5

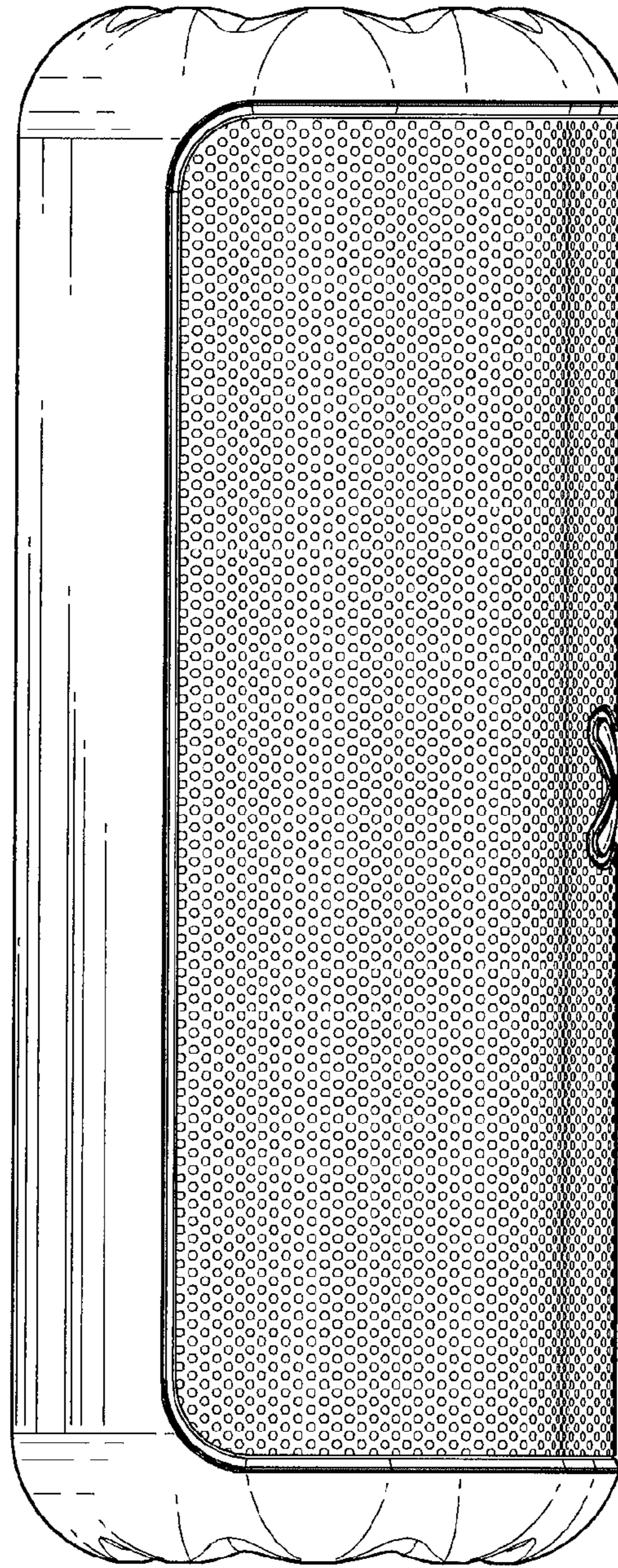


FIG. 6




FIG. 7